


Number of contacts

20-68

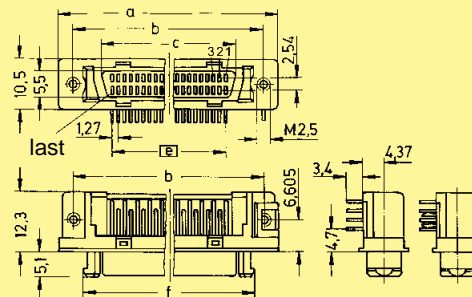


Female connectors, angled

Identification	No. of contacts	Part No.
Female connectors with angled solder pins	20	60 01 020 51 ...
	26	60 01 026 51 ...
	50	60 01 050 51 ...
	68	60 01 068 51 ...
Panel fixing	Board fixing	
M 2.5	M 2.5	32
M 2.5	Board lock	40

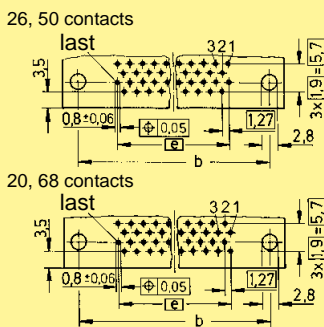
Dimensions

	a	b _{±0.1}	c	e	f	g	h
20	33.40	27.40	15.60	9 x 1.27 = 11.43	23.24	23.70	27.45
26	37.21	31.24	19.41	12 x 1.27 = 15.24	27.05	27.50	31.25
50	52.45	46.45	34.65	24 x 1.27 = 30.48	42.29	42.80	46.50
68	63.88	57.88	46.08	33 x 1.27 = 41.91	53.72	54.20	57.90

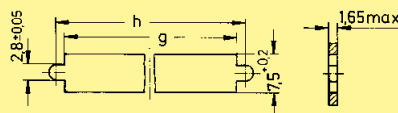


without board lock with board lock

Board drillings



Panel cut out



Dimensions in mm