

# Spezifikation für Freigabe / specification for release

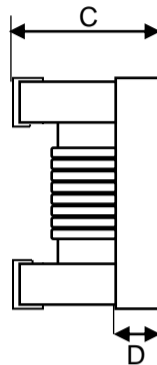
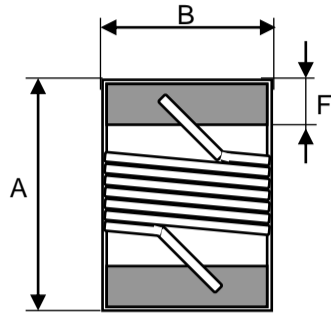
Kunde / customer : \_\_\_\_\_  
 Artikelnummer / part number : **744761112C**  
 Bezeichnung : **Keramik-SMD-Induktivität WE-KI**  
 description : **Ceramic-SMD-Inductor WE-KI**

LF



DATUM / DATE : 2011-07-11

## A Mechanische Abmessungen / dimensions:

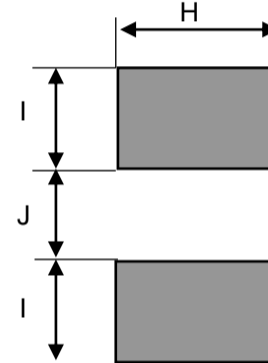


		Größe / size 0603C
A	<b>1,65 ± 0,2</b>	mm
B	<b>1,15 ± 0,2</b>	mm
C	<b>0,9 ± 0,2</b>	mm
D	<b>0,5 ref.</b>	mm
F	<b>0,30 ± 0,1</b>	mm
H	<b>0,762</b>	mm
I	<b>0,625</b>	mm
J	<b>0,65</b>	mm

## B Elektrische Eigenschaften / electrical properties:

Eigenschaften / properties	Testbedingungen / test conditions		Wert / value	Einheit / unit	tol.
Induktivität / inductance	<b>250 MHz</b>	L	<b>12</b>	nH	<b>±5%</b>
Güte Q / Q factor	<b>250 MHz</b>	Q	<b>32</b>		<b>min.</b>
DC-Widerstand / DC-resistance		$R_{DC}$	<b>0,10</b>	$\Omega$	<b>max.</b>
Nennstrom / rated current	$\Delta T = 15 K$	$I_{DC}$	<b>700</b>	mA	<b>max.</b>
Eigenres.-Frequenz / self-res.-frequency		SRF	<b>4000</b>	MHz	<b>min.</b>

## C Lötpad / soldering spec.:



## D Prüfgeräte / test equipment:

**Agilent 4287A + HP 16193A** für/for L und/and Q  
**HP 4338B** für/for  $R_{DC}$   
**HP 4285A + 42841A + 42842C + 42851-6110** für/for  $I_{DC}$   
**ENA 5071B** für/for SRF

## E Testbedingungen / test conditions:

Luftfeuchtigkeit / humidity: 60 ... 70%  
 Umgebungstemperatur / temperature: 25°C

## F Werkstoffe & Zulassungen / material & approvals:

Basismaterial / base material: Keramik/ ceramic  
 Kontaktmaterial / contact plating: Ag + Ni + Au

## G Eigenschaften / general specifications:

Umgebungstemperatur / ambient temperature: -40°C ~ + 110°C  
 Betriebstemperatur / operating temperature: -40°C ~ +125°C  
 Lagerbedingungen / storage conditions: -10°C ~ + 40°C  
 30 ~ 70% RH

Freigabe erteilt / general release:	<b>Kunde / customer</b>			
.....	.....			
Datum / date	Unterschrift / signature			
	<b>Würth Elektronik</b>	HBH	Version 3	11-07-11
		ES	Version 2	10-08-27
		Skle	Version 1	06-11-27
.....	.....	Name	<b>Änderung / modification</b>	Datum / date
Geprüft / checked	Kontrolliert / approved			

This electronic component has been designed and developed for usage in general electronic equipment. Before incorporating this component into any equipment where higher safety and reliability is especially required or if there is the possibility of direct damage or injury to human body, for example in the range of aerospace, aviation, nuclear control, submarine, transportation, (automotive control, train control, ship control), transportation signal, disaster prevention, medical, public information network etc, Würth Elektronik eiSos GmbH must be informed before the design-in stage. In addition, sufficient reliability evaluation checks for safety must be performed on every electronic component which is used in electrical circuits that require high safety and reliability functions or performance.

**Würth Elektronik eiSos GmbH & Co. KG**

D-74638 Waldenburg · Max-Eyth-Strasse 1 - 3 · Germany · Telefon (+49) (0) 7942 - 945 - 0 · Telefax (+49) (0) 7942 - 945 - 400  
<http://www.we-online.com>