


FRD12000 series

RF Relay, screened, 8kV, 6A



An open frame RF reed relay with 8kV isolation and 6A (at 30MHz) carry current, the FRD12000 series has been used many HF radio system specifications over the years, with applications in commercial maritime (GMDSS) equipment and military HF radio units worldwide. The use of vacuum reed switches with rhodium contacts offers high isolation voltages, low contact resistance and long operating lifetime.

- **Up to 8kVDC Isolation between Contacts**
- **6A Carry Current (up to 30MHz)**
- **Excellent RF Performance**
- **Ideal for Antenna Tuning Units**
- **Form A/B Contact Configuration**
- **Customising Facility**

Available as Form A (SPNO) or Form B (SPNC) contact configurations.

Contact	Units	Conditions	FRD12014	FRD12015	FRD12021	FRD12049
Action (form A, B or Latching)		A	A	A	B	B
Carry Current	A	RMS max	6	6	6	6
Switching Current	A	DC max	1	1	1	1
Switching Power	W	DC max	20	20	20	20
Switching Voltage	V	DC max	20	20	20	20
Isolation	kV	DC max	8	8	8	8
Capacitance	pF	coil/screen gnd	0.4	0.4	0.6	0.6
Lifetime	operations	dry switching	10 ⁹	10 ⁹	10 ⁹	10 ⁹
Contact Resistance	mOhms	maximum (typical)	50 (15)	50 (15)	50 (15)	50 (15)
Insulation Resistance	Ohms	minimum (typical)	10 ¹⁰ (10 ¹³)	10 ¹⁰ (10 ¹³)	10 ¹⁰ (10 ¹³)	10 ¹⁰ (10 ¹³)
ESR at 4.5A, 30MHz	mOhms	typical	100	100	150	150
COIL at 20°C						
Nominal Working Voltage	VDC		12	24	12	24
Must Operate	VDC	max	8	15	8	14
Must Release	VDC	min	2	2	2	4
Nominal Resistance	ohms	+/-10%	340	1000	380	1500
RF Screening			Part	Part	-	-
RF Screening Connection		pin position	2 & 5	2 & 5		
Coil Connections		pin position	1 & 6	1 & 6	1 & 6	1 & 6
RELAY						
Operate time (including bounce)	ms		3	2	3	3
Release time	ms		1	1	2	2
Isolation contact to all other terminals	kV	DC max	10	10	10	10
Isolation coil to screen	kV	DC max	0.5	0.5	N/A	N/A
Capacitance contact to all other terms	pF	contacts open	2.0	2.0	2.5	2.5
ENVIRONMENTAL						
Storage temperature range	°C				-55 to +125	
Operating temperature range	°C	Limited current*			-40 to +85	
Shock	g	11ms 1/2 sine pk			100	
Bump	g	6ms 1/2 sine pk			40	
Vibration	g	10- 500Hz			10	
Weight	gm		24	24	33	33

* see graphical data.

Cynergy3 Components Ltd.
7 Cobham Road
Ferndown Industrial Estate
Wimborne, Dorset BH21 7PE
Telephone +44 (0) 1202 897969

Email:sales@cynergy3.com

ISO 9001 CERTIFIED

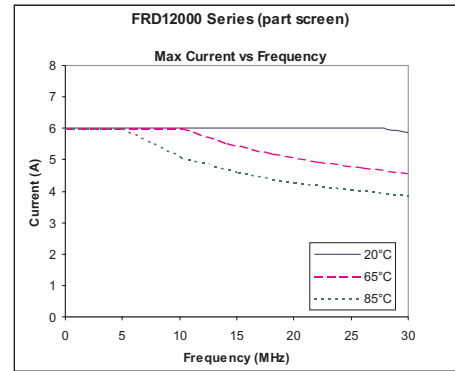
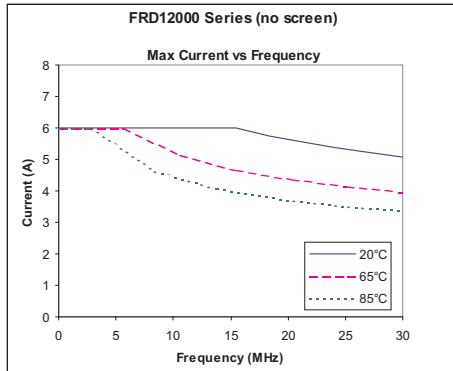
www.cynergy3.com

© 2013 Cynergy3 components, All Rights Reserved. Specifications are subject to change without prior notice. Cynergy3 Components and the Cynergy3 Components logo are trademarks of Cynergy3 Components Limited.

FRD12000-2013

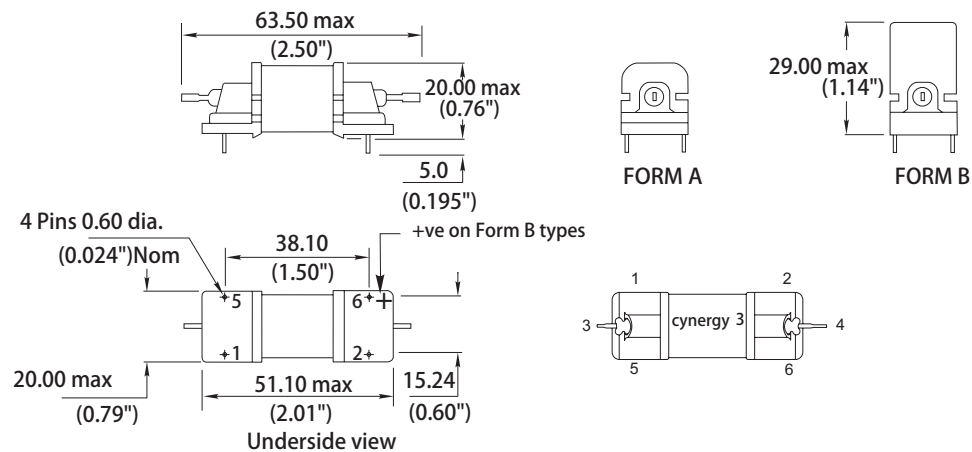
FRD12000 series

screened 8kV, 6A



Mechanical Dimensions

All dimensions are in millimeters (inches)



Cynergy3 Components Ltd.
 7 Cobham Road
 Ferndown Industrial Estate
 Wimborne, Dorset BH21 7PE
 Telephone +44 (0) 1202 897969

Email: sales@cynergy3.com