

# Panel feed-through - SACC-E-M12FS-4CON-PG9/0,5 - 1693788


Please be informed that the data shown in this PDF Document is generated from our Online Catalog. Please find the complete data in the user's documentation. Our General Terms of Use for Downloads are valid (<http://download.phoenixcontact.com>)



Sensor/Actuator flush-type socket, 4-pos., M12, A-coded, front/screw mounting with Pg9 thread, with 0.5 m TPE litz wire, 4 x 0.34 mm<sup>2</sup>



## Key commercial data

Packing unit	1 pc
GTIN	 4 017918 174330
Weight per Piece (excluding packing)	20.1 g
Custom tariff number	85444290
Country of origin	Germany

## Technical data

### Dimensions

Length of cable	0.5 m
-----------------	-------

### Ambient conditions

Ambient temperature (operation)	-25 °C ... 85 °C (Plug / socket)
Degree of protection	IP67

### General

Note	The electrical and mechanical data specified assume that the connector pair is correctly locked and mounted. If the connector is unlocked and if there is a danger of contamination, the connector must be sealed using a protective cap > IP54. Influences arising from litz wires, cables or PCB assembly must also be taken into consideration.
Rated current at 40°C	4 A
Rated voltage	250 V
Number of positions	4
Contact resistance	≤ 3 mΩ
Insulation resistance	≥ 100 MΩ
Coding	A - standard
Standards/regulations	M12 connector IEC 61076-2-101

# Panel feed-through - SACC-E-M12FS-4CON-PG9/0,5 - 1693788

## Technical data

### General

Status display	No
Surge voltage category	II
Pollution degree	3
Connection method	Individual wires
Insertion/withdrawal cycles	≥ 100
Torque	3 Nm ... 4 Nm (Einbauseitig)
Mounting type	Front mounting Pg9

### Material

Inflammability class according to UL 94	V0
Contact material	CuZn
Contact surface material	NiAu
Contact carrier material	PA66/UL94 V0
Material, knurls	Nickel-plated brass
Sealing material	FKM

### Cable

Cable type	TPE litz wire
Conductor cross section	0.34 mm <sup>2</sup>
AWG signal line	22
Conductor structure signal line	7x 0.25 mm
Core diameter including insulation	1.2 mm ±0.07 mm
Thickness, insulation	0.21 mm
Wire colors	brown, white, blue, black
Material conductor insulation	TPE
Conductor material	Tin-plated Cu litz wires
Insulation resistance	≥ 20 MΩ*km
Conductor resistance	≤ 57.6 Ω/km
Nominal voltage, cable	300 V
Test voltage, cable	2000 V AC
Ambient temperature (operation)	-25 °C ... 90 °C (cable, fixed installation)

## Classifications

### eCl@ss

eCl@ss 4.0	27140815
eCl@ss 4.1	27140815
eCl@ss 5.0	27143423
eCl@ss 5.1	27143423
eCl@ss 6.0	27143423
eCl@ss 7.0	27449001
eCl@ss 8.0	27449001

# Panel feed-through - SACC-E-M12FS-4CON-PG9/0,5 - 1693788

## Classifications

### ETIM

ETIM 2.0	EC001297
ETIM 3.0	EC002061
ETIM 4.0	EC002062
ETIM 5.0	EC002062

### UNSPSC

UNSPSC 6.01	31251501
UNSPSC 7.0901	31251501
UNSPSC 11	31251501
UNSPSC 12.01	31251501
UNSPSC 13.2	31251501

## Approvals

### Approvals

---

#### Approvals

UL Recognized / GOST / GOST

---

#### Ex Approvals

---

#### Approvals submitted

---

## Approval details

UL Recognized	
mm <sup>2</sup> /AWG/kcmil	26-20
Nominal current IN	4 A
Nominal voltage UN	250 V

GOST	
------	--

## Panel feed-through - SACC-E-M12FS-4CON-PG9/0,5 - 1693788

### Approvals

GOST 

### Accessories

#### Accessories

##### Flat nut

Flat nut - SACC-E-MU-PG9 - 1504084



Flat nut with Pg9 thread

##### Protective cap

Screw plug - PROT-M12 - 1680539



An M12 screw plug for the unoccupied M12 sockets of the sensor/actuator cable, boxes and flush-type connectors

Screw plug - PROT-M12 SH - 1503302



An M12 screw plug for the unoccupied M12 sockets of the shielded sensor/actuator cable, boxes and flush-type connectors

Screw plug - PROT-M12 FB - 1555538



M12 high-grade steel screw plug, for unoccupied M12 sockets of the sensor/actuator cables, boxes and flush-type connectors for the food industry

##### Seal

# Panel feed-through - SACC-E-M12FS-4CON-PG9/0,5 - 1693788

## Accessories

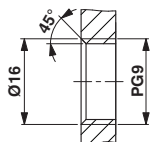
Flat gasket - SACC-PG9-SEAL CLM - 1556320



Pg9 flat gasket for the rear mounting of M12 flush-type connectors with Pg9 fastening threads

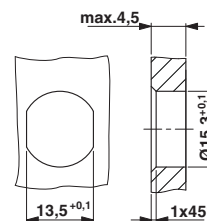
## Drawings

Dimensioned drawing



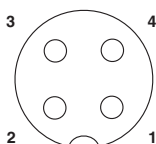
Housing cutout for Pg9 fastening thread, mounting panel with thread

Dimensioned drawing



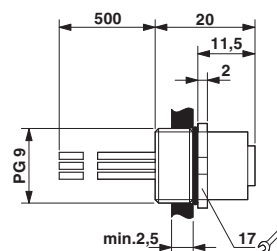
Housing cutout for Pg9 fastening thread, mounting panel with feed-through hole (alternatively with surface as protection against rotation)

Schematic diagram




Pin assignment M12 socket, 4-pos., A-coded, view female side

Dimensioned drawing



M12 flush-type connector

Circuit diagram



Contact assignment of the M12 plug and the M12 socket

