
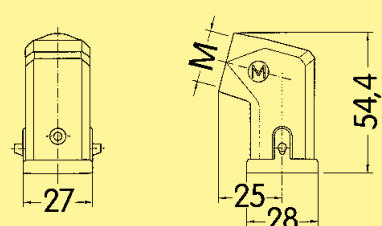

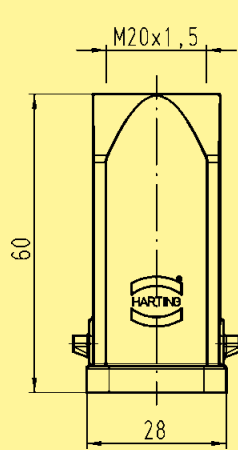



Identification	Part-Number	M	Drawing	Dimensions in mm
<p>Hood side entry with glued seal*</p> 	<p>19 44 003 1640 19 44 003 1643</p>	<p>20 20</p>		
<p>Hood top entry with glued sealing*</p> 	<p>19 44 003 1440 19 44 003 1443</p>	<p>20 20</p>		
<p>Cover for hoods</p> 	<p>19 44 003 5421²⁾ 19 44 003 5422¹⁾</p>	<p>— —</p>	