

(1,27 mm) .050"

TFC SERIES

COST SAVING RELIABLE HEADER

SPECIFICATIONS

For complete specifications and recommended PCB layouts see www.samtec.com?TFC

Insulator Material:
Black Liquid Crystal Polymer
Terminal Material:
Phosphor Bronze

Plating:
Au or Sn over
50µ" (1,27 µm) Ni

Current Rating:
2.9 A per pin
(1 pin powered per row)

Voltage Rating:
350 VAC mated with SFC
Operating Temp Range:
-55°C to +125°C

RoHS Compliant:
Yes

Processing:
Lead-Free Solderable:
Yes

SMT Lead Coplanarity:
(0,10 mm) .004" max (03-25)
(0,15 mm) .006" max (30-50)

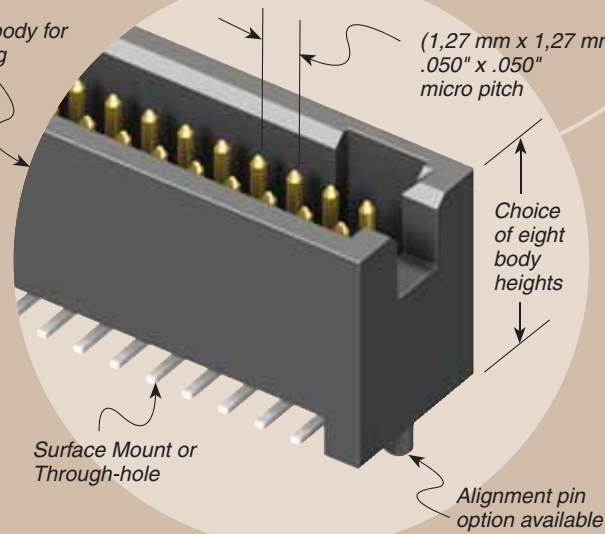
Mates with:
SFC, SFS, SFSST

MATED HEIGHTS		
LEAD STYLE		MATED HEIGHT*
TFC	SFC	
-01	-T1	(5,97) .235
-11		(7,75) .305
-21		(9,53) .375
-31		(11,43) .450
-02	-T2	(6,35) .250
-12		(8,13) .320
-22		(9,91) .390
-32		(11,81) .465

*Processing conditions will affect mated height.

Shrouded body for blind mating

(1,27 mm x 1,27 mm)
.050" x .050"
micro pitch



Choice of eight body heights

Surface Mount or Through-hole

Alignment pin option available

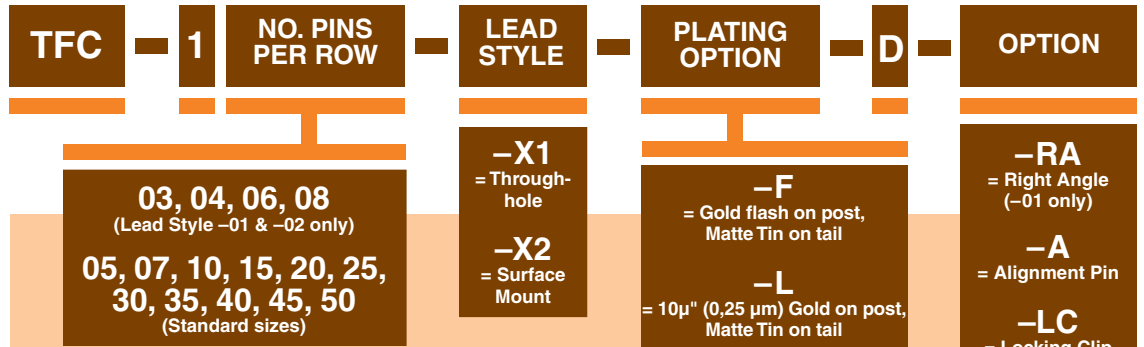
RECOGNITIONS

For complete scope of recognitions see www.samtec.com/quality



ALSO AVAILABLE (MOQ Required)

- Other sizes
- Contact Samtec.



03, 04, 06, 08
(Lead Style -01 & -02 only)

05, 07, 10, 15, 20, 25,
30, 35, 40, 45, 50
(Standard sizes)

-X1 = Through-hole
-X2 = Surface Mount

-F = Gold flash on post, Matte Tin on tail
-L = 10µ" (0,25 µm) Gold on post, Matte Tin on tail

-RA = Right Angle (-01 only)
-A = Alignment Pin

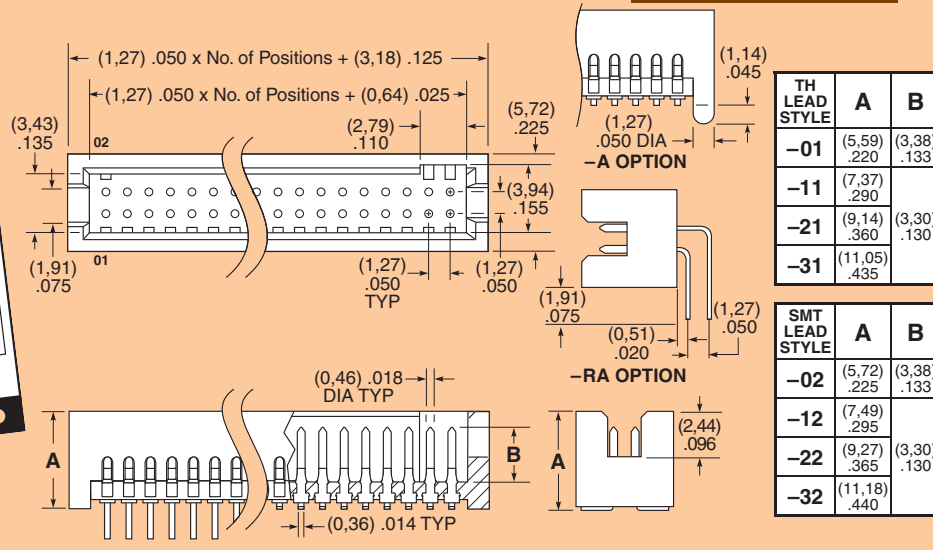
-LC = Locking Clip (Manual Placement required) (not available with -RA)

-K = (6,75 mm) .266" DIA Polyimide film Pick & Place Pad

-P = Plastic Pick & Place Pad (5 positions min.)

-TR = Tape & Reel (-X2 only)

TAPE & REEL AVAILABILITY
No tooling charges.
Minimum order is the lesser of a full reel quantity or 125 pieces.
Order any quantity above minimum.
In-house design, manufacture.
Quick turn-around.
Call Samtec for specifications and ordering information.



TH LEAD STYLE	A	B
-01	(5,59) .220	(3,38) .133
-11	(7,37) .290	
-21	(9,14) .360	(3,30) .130
-31	(11,05) .435	

SMT LEAD STYLE	A	B
-02	(5,72) .225	(3,38) .133
-12	(7,49) .295	
-22	(9,27) .365	(3,30) .130
-32	(11,18) .440	

Note: Some sizes, styles and options are non-standard, non-returnable.

Due to technical progress, all designs, specifications and components are subject to change without notice.

WWW.SAMTEC.COM