

(1,00 mm) .0394"

LOW PROFILE & ELEVATED ONE PIECE

SPECIFICATIONS

For complete specifications and recommended PCB layouts see www.samtec.com?FSI

Insulator Material:

Liquid Crystal
Polymer

Contact Material:

BeCu

Current Rating:

2.8 A per pin
(1 pin powered per row)

Operating Temp Range:

-55°C to +125°C

Plating:

Au over 50µ" (1,27 µm) Ni

RoHS Compliant:

Yes

Processing:

Lead-Free Solderable:

Yes

SMT Lead Coplanarity:

(0,10 mm) .004" max (05-30)

(0,15 mm) .006" max (50)


Compression Board:

Gold Pads required


ALSO AVAILABLE (MOQ Required)

- No alignment pin
 - Top side alignment pin
 - Bottom side alignment pin
 - Other platings
- Contact Samtec.

Choice of board stacking profiles



Short version or optional threaded inserts



• Threaded insert option

RECOGNITIONS

For complete scope of recognitions see www.samtec.com/quality



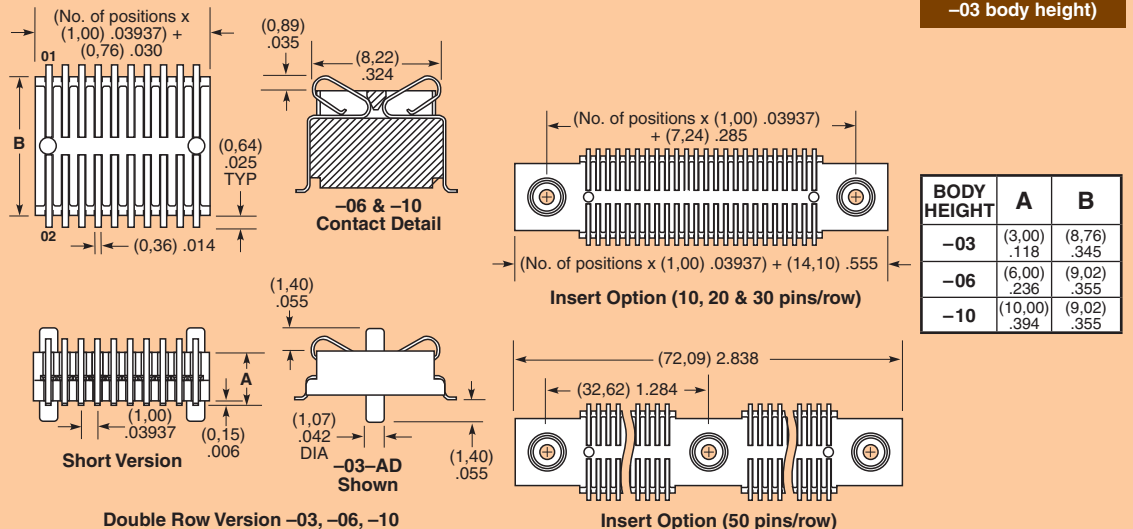
Note: Applications requiring 40-50 positions without threaded inserts, please contact Samtec Interconnect Processing Group.

Note: Some lengths, styles and options are non-standard, non-returnable.

Other Solutions







FSI	1	PINS PER ROW	BODY HEIGHT	PLATING OPTION
		10, 20, 30 & 50 (Insert/Screw Option)	-03 = 3,00 mm	-G = 10µ" (0,25 µm) Gold (-03 only)
		05, 10, 20, 30, 50 (Short Version)	-06 = 6,00 mm	-L = 10µ" (0,25 µm) Gold on contact, Matte Tin on tail (Not available with -03 body height)
			-10 = 10,00 mm	

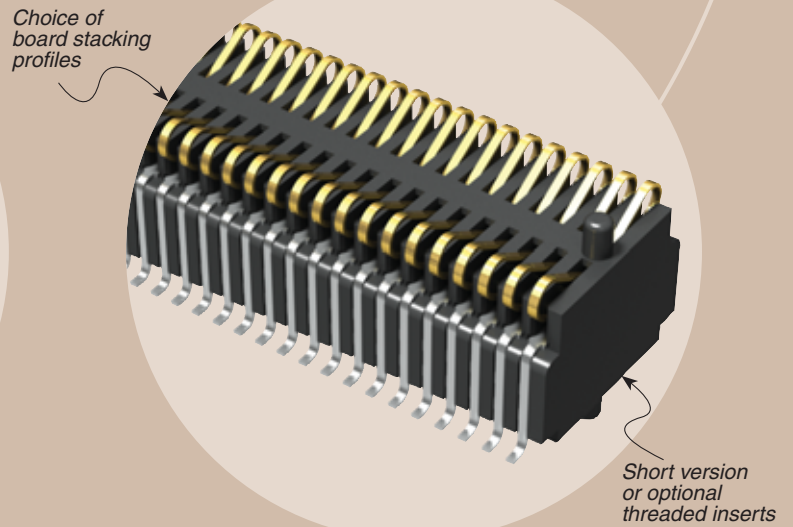
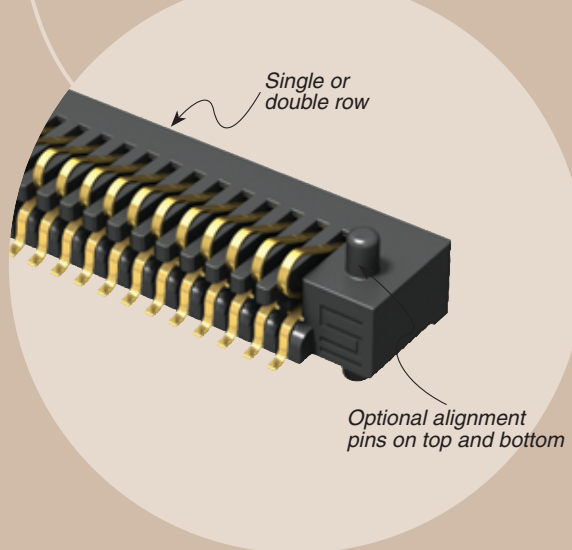


Due to technical progress, all designs, specifications and components are subject to change without notice.

WWW.SAMTEC.COM



FSI SERIES



ROW OPTION

-S
= Single Row
(Available with 5, 10 & 20 pins with -AD alignment pin)

-D
= Double Row

INSERT OPTION

Leave blank for Short Version
(No screw down inserts or holes)

-E
= #2-56 x 1/16" screw thread

-M
= 2,00 mm x 0,40 mm screw thread

ALIGNMENT OPTION

Leave blank for no Alignment Pin

-AD
= Alignment Pin Top & Bottom

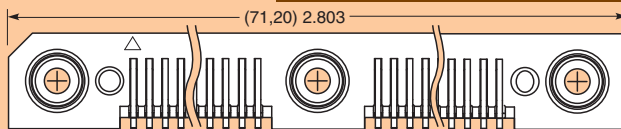
OTHER OPTION

-WT
= Weld Tab
(Available with -S row option & -06 & -10 body height only)

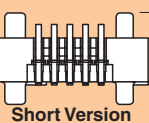
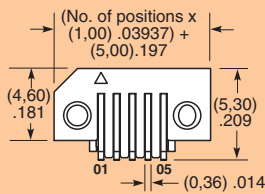
-K
= Polyimide Film Pick & Place Pad
(50 position with threaded insert option only)

-P
= Plastic Pick & Place Pad
(5,08 mm) .200" x (12,45 mm) .490"
(50 not available with -E)
(Not available with -S row option or -03 body height)

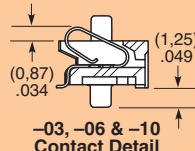
-TR
= Tape & Reel Packaging



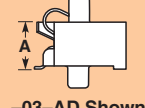
Insert Option (50 pins/row)



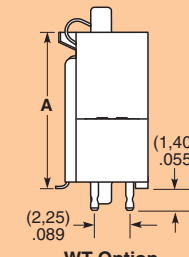
Single Row Version -03, -06, -10



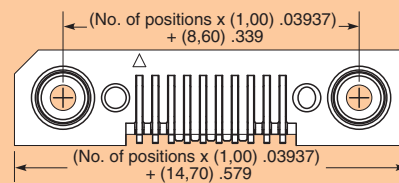
-03, -06 & -10 Contact Detail



-03-AD Shown



-WT Option (-06 & -10 Body only)



Insert Option (10, 20 & 30 pins/row)

Due to technical progress, all designs, specifications and components are subject to change without notice.

WWW.SAMTEC.COM

SAMTEC USA • Tel: +1-800-SAMTEC-9 or +1-812-944-6733 SAMTEC NORTHERN CALIFORNIA • Tel: +1-408-395-5900 SAMTEC SOUTHERN CALIFORNIA • Tel: +1-800-726-8329
 SAMTEC SOUTH AMERICA • Tel: +55 31 3786 3227 SAMTEC UNITED KINGDOM • Tel: +44 01236 739292 SAMTEC GERMANY • Tel: +49 (0) 89 / 89460-0
 SAMTEC FRANCE • Tel: +33 1 60 95 06 60 SAMTEC ITALY • Tel: +39 039 6890337 SAMTEC NORDIC/BALTIC • Tel: +46 8 4477280 SAMTEC BENELUX • Tel: +44 01236 739292
 SAMTEC ISRAEL • Tel: +972 3 7526600 SAMTEC INDIA • Tel: +91 80 3272 1612 SAMTEC ANZ • Tel: +613 9580 0683 SAMTEC SINGAPORE • Tel: +65 6745 5955 SAMTEC JAPAN • Tel: +81 45 475 1385
 SAMTEC SHANGHAI • Tel: +86 21 6083 3766 SAMTEC SHENZHEN • Tel: +86 755 83776780 SAMTEC TAIWAN • Tel: +886 2 2735 6109 SAMTEC HONG KONG • Tel: +852 26904658 SAMTEC KOREA • Tel: +82 31 717 5685