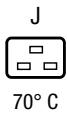


IEC Appliance Outlet J, Screw-on Mounting, Front Side, Quick-connect Terminal



Description

- Panel Mount
- Screw-on mounting from front side
- 1 Function
- Connector, Pin temperature 70 °C, Protection class I
- Quick connect terminals

Approvals

- VDE Certificate Number: 40012242
- UL File Number: E57445
- CSA File Number: 1314981

References

We recommend for new applications the type [4797](#)

Weblinks

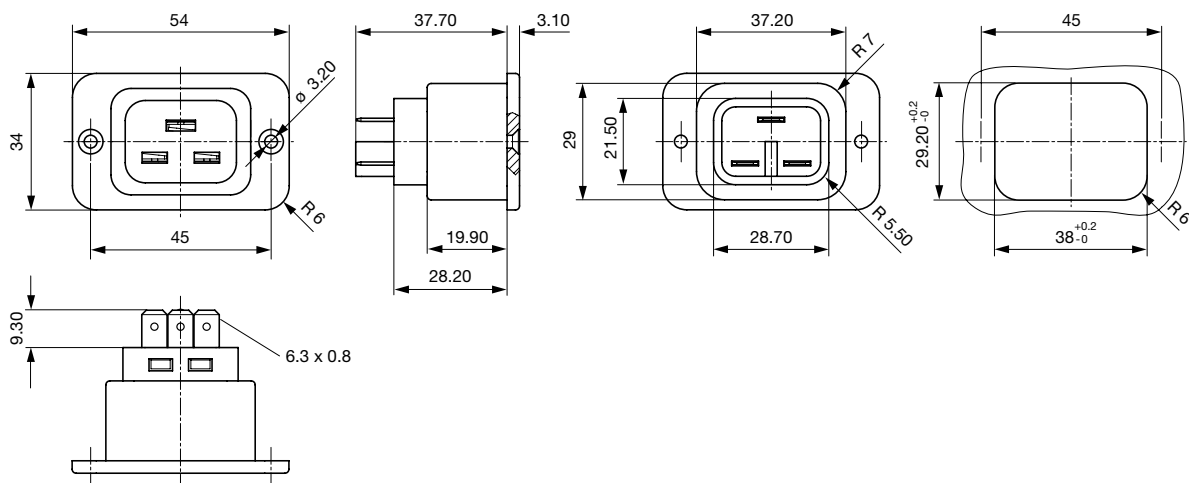
[pdf-datasheet](#), [html-datasheet](#), [General Product Information](#), [Approvals](#), [CE declaration of conformity](#), [RoHS](#), [CHINA-RoHS](#), [Mating Connectors](#), [e-Shop](#), [SCHURTER-Stock-Check](#), [Distributor-Stock-Check](#), [CAD-Drawings](#), [Accessories](#), [Detailed request for product](#)

Technical Data

Ratings IEC	16A / 250VAC; 50Hz
Ratings UL/CSA	20A / 250VAC; 60Hz
Dielectric Strength	> 2.5 kVAC between L-N > 3 kVAC between L/N-PE (1 min/50Hz)
Allowable Operation Temp.	-25 °C to 70 °C
Degree of Protection	from front side IP 40 acc. to IEC 60529
Protection Class	Suitable for appliances with protection class I acc. to IEC 61140
Terminal	Quick connect terminals
Material: Housing	PA6, black / grey / white, UL 94V-0

Appliance Outlet	J acc. to IEC 60320 UL 498, CSA C22.2 no. 42 (for cold conditions) pin-temperature 70 °C, 16A, Protection Class I
------------------	--

Dimensions



Length of the terminal please find at the order code configuration table
Dimension "X" please ref. to table order code

Config. Code

5216 - H - A B C 0 - D - E

The characters are placeholders for the correspondingly keys of selections from the key tables.

5216 - H - A B C 0 - D - E = Type


Type	Configuration key
protection class 1	X

Terminal Ground

Terminal Ground	Configuration key
Blade terminal (6.3 x 0.8 mm)	9

Symbols similar as in table A

5216 - H - A B C 0 - D - E = Terminals

Terminal L	Configuration key
Blade terminal (6.3 x 0.8 mm) 	9

5216 - H - A B C 0 - D - E = Color

Color	Configuration key
Black	A
Grey	B
White	D

5216 - H - A B C 0 - D - E = Terminals

Terminal N	Configuration key
Blade terminal (6.3 x 0.8 mm)	9

Symbols similar as in table A

5216 - H - A B C 0 - D - E = Style

Style	Configuration key
flange with countersunk holes	1

5216 - H - A B C 0 - D - E = Terminals

All Variants

Config. Code	Description	Order Number
5216-X-9990-A-1	5216, IEC Appliance Outlet J, 70°C, version: I, L: Blade terminal (6.3 x 0.8 mm), N: Blade terminal (6.3 x 0.8 mm), ground: Blade terminal (6.3 x 0.8 mm), color: Black, design: flange with countersunk holes	6183.0002
5216-X-9990-B-1	5216, IEC Appliance Outlet J, 70°C, version: I, L: Blade terminal (6.3 x 0.8 mm), N: Blade terminal (6.3 x 0.8 mm), ground: Blade terminal (6.3 x 0.8 mm), color: Grey, design: flange with countersunk holes	6183.0003
5216-X-9990-D-1	5216, IEC Appliance Outlet J, 70°C, version: I, L: Blade terminal (6.3 x 0.8 mm), N: Blade terminal (6.3 x 0.8 mm), ground: Blade terminal (6.3 x 0.8 mm), color: White, design: flange with countersunk holes	6183.0013

The listed variants should be available from stock. Other versions on request www.schurter.com/contact

Most Popular.

Availability for all products can be searched real-time: <http://www.schurter.com/en/Stock-Check/Stock-Check-SCHURTER>

Packaging unit 50 Pcs

Mating Inlets/Plugs

Category / Description


[Plug Overview complete](#)

IEC Plug I, Cord Connector (Rewireable), Angled	4789
IEC Plug I, Cord Connector (Rewireable), Straight	4796

[Plug further types to 5216](#)