

# Data Sheet

## RP095xxRBWC

Page 1/4

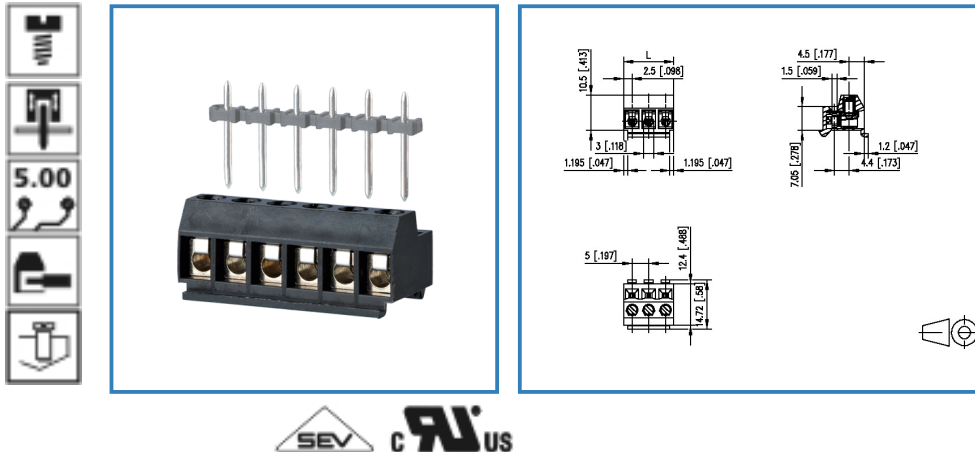
P/N

311571xx

xx=number of poles

2013/12/05

### Illustration



see enlarged drawing at the end of the document

### Product specification

- screw type terminal block, pluggable
- centerline 5.00 mm, direction of connection 90°
- wire protector, fittable without loss of poles
- color black
- pluggable, top side pin insertion, wire perpendicular to plug direction, clip system for mounting into a housing
- Connection data

**cRUUS** V / A / AWG 300 / 5 / 28 - 20

**SEV** 13.5 A / 250 V / 4 kV / 3 / IEC 61984 / 0.08 - 1.5 mm<sup>2</sup>

# Data Sheet

## RP095xxRBWC

Page 2/4

P/N

311571xx

xx=number of poles



2013/12/05

### Technical Data

#### General Data

Tightening torque SEV	0.5 Nm		
Tightening torque UL	4.4 lb-in		
min. number of poles	2		
max. number of poles	24		
Insulating material class	CTI 600		
clearance/creepage dist.	4.15 mm		
protection category	IP 20		
Overvoltage category	III	III	II
Pollution degree	3	2	2
Rated voltage	320 V	800 V	800 V
Rated test voltage	4 kV	4.0 kV	4 kV

#### Connection data

 V / A / AWG	300 / 5 / 28 - 20
	13.5 A / 250 V / 4 kV / 3 / IEC 61984 / 0.08 - 1.5 mm <sup>2</sup>

#### Material

insulating material	PA66
flammability class	V0
terminal body material	CuZn
terminal body surface	Ni
screw surface	Zn Cr(VI)-frei/free
wire protector material	CuSn
wire protector surface	Sn
screw thread	M3

#### Climatic properties

upper limit temperature	105 °C
lower limit temperature	-40 °C

#### General

Tolerance	ISO 2768 -mH
-----------	--------------

# Data Sheet

## RP095xxRBWC

Page 3/4

P/N

311571xx

xx=number of poles

2013/12/05

### Matching Part

P/N	Product name
310461	PR035xxVBHC Typ 046
313181	PM025xxVBHC Typ 318

# Data Sheet

## RP095xxRBWC

Page 4/4

P/N

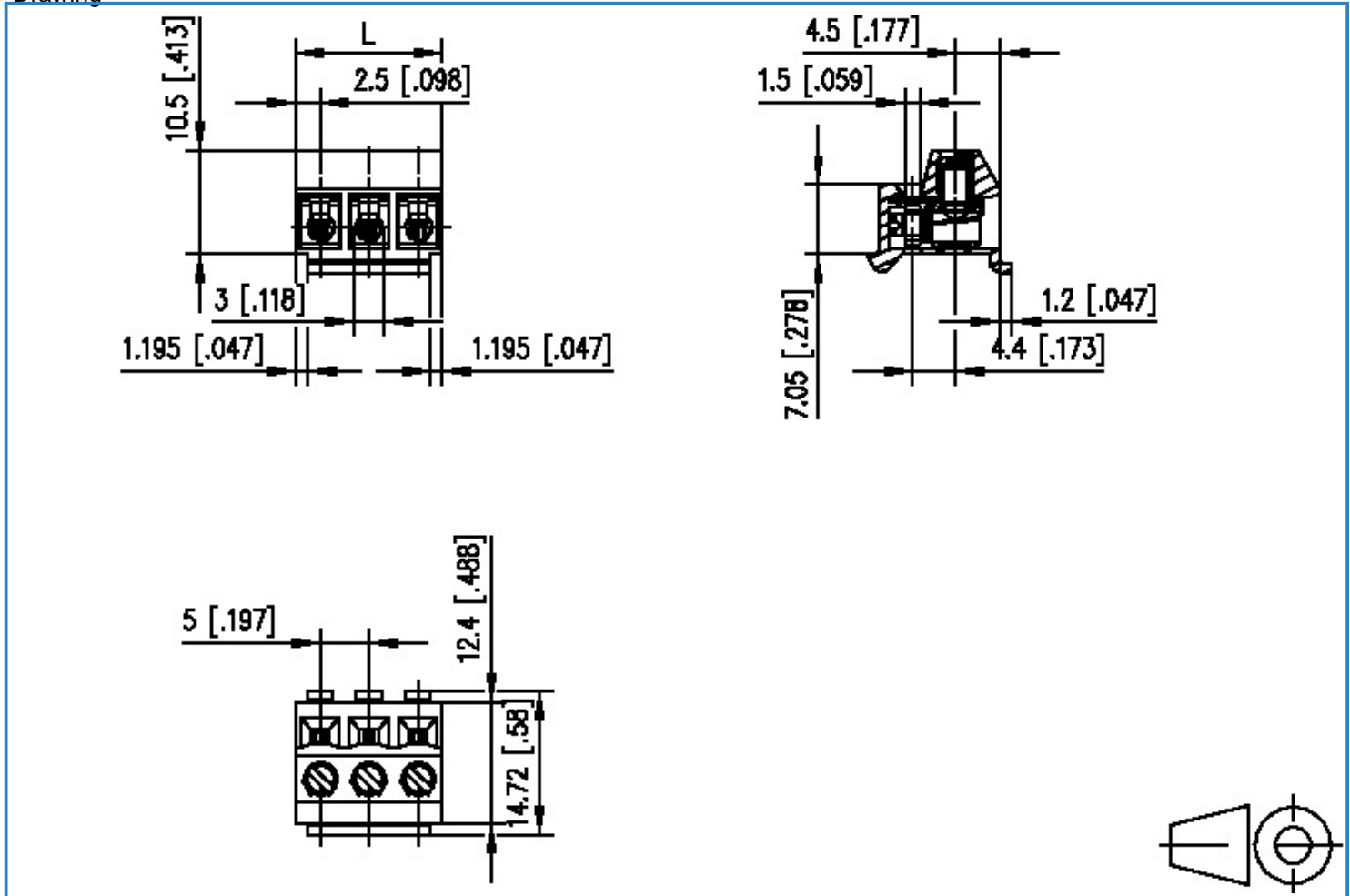
311571xx

xx=number of poles

2013/12/05

### Illustration

Drawing



$L = (\text{pole size} - 1) \times \text{centerline} + 5 [0.197]$

