





(1,27 mm) .050"

SFM-110-02-L-D-A

SFML-125-T2-L-D-LC



SFM-125-02-L-SH



SFML-115-T2-L-D-LC

SMT & THROUGH-HOLE TIGER EYE™ SOCKET

SPECIFICATIONS

For complete specifications and recommended PCB layouts see www.samtec.com?SFM or www.samtec.com?SFML

Insulator Material: Black Liquid Crystal Polymer
Plating: Au or Sn over 50µ" (1,27 µm) Ni

Current Rating (SFM/TFM): 3.2 A per pin
(1 pin powered per row)

Voltage Rating: 250 VAC mated with TFM
Operating Temp Range: -55°C to +125°C

Contact Resistance: 15 mΩ

Insertion Depth: (3,05 mm) .120" to (4,06 mm) .160"

Wiping Distance: (0,38 mm) .015"

Normal Force: Standard= 132 g (1,29 N) avg.; LIF= 90 g (0,88 N) avg.

Insertion Force (SFM): (Single contact only)
Standard= 2.5 oz (0,69 N) avg.; LITE= 2.0 oz (0,56 N) avg.; LIF= 1.4 oz (0,39 N) avg.

Withdrawal Force (SFM): (Single contact only)
Standard= 2.0 oz (0,56 N) avg.; LITE= 1.5 oz (0,42 N) avg.; LIF= 1.0 oz (0,28 N) avg.

Max Cycles: 10,000 with 30µ" (0,76 µm) Au (Call Samtec for E.L.P.™ plating option)

RoHS Compliant: Yes

Processing: Lead-Free Solderable: Yes

SMT Lead Coplanarity: (0,10 mm) .004" max (05-25)
(0,15 mm) .006" max (30-50)

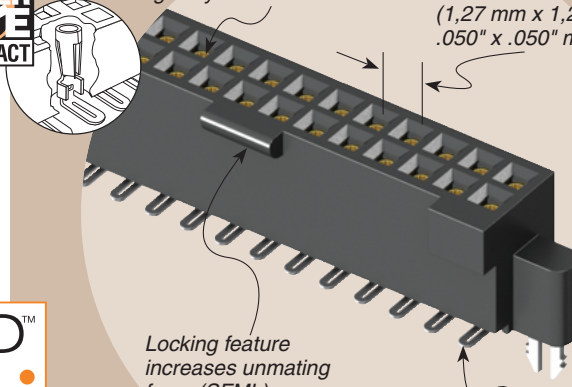
SFM Mates with: TFM, TFSD, TFSS

SFML Mates with: TFML



Low insertion force Tiger Eye™ contacts available

(1,27 mm x 1,27 mm)
.050" x .050" micro pitch



Locking feature increases unmating force (SFML)

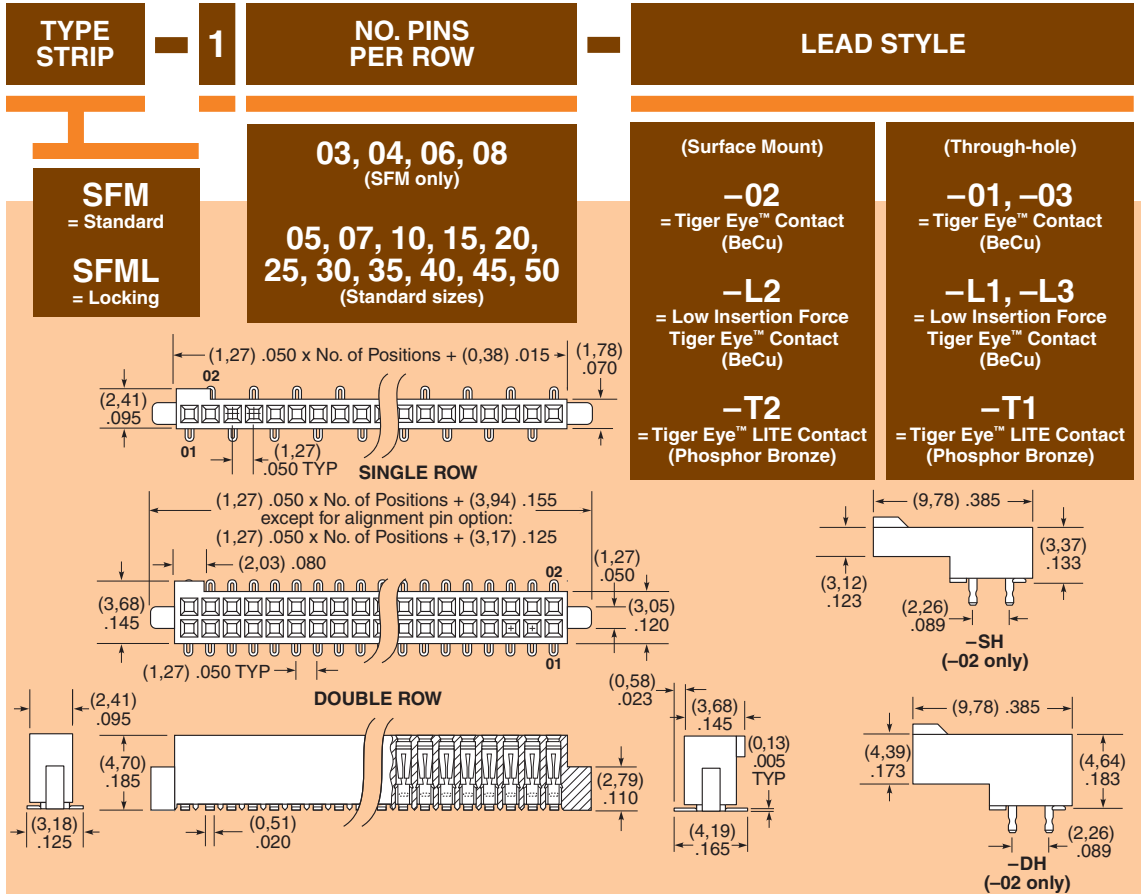
Choice of SMT or through-hole tails



10 year Mixed Flowing Gas with 30µ" Gold Call Samtec for maximum mated cycles



- Passes 10 Year MFG
- Locking option
- Locking clip option
- Screw Down option



Due to technical progress, all designs, specifications and components are subject to change without notice.

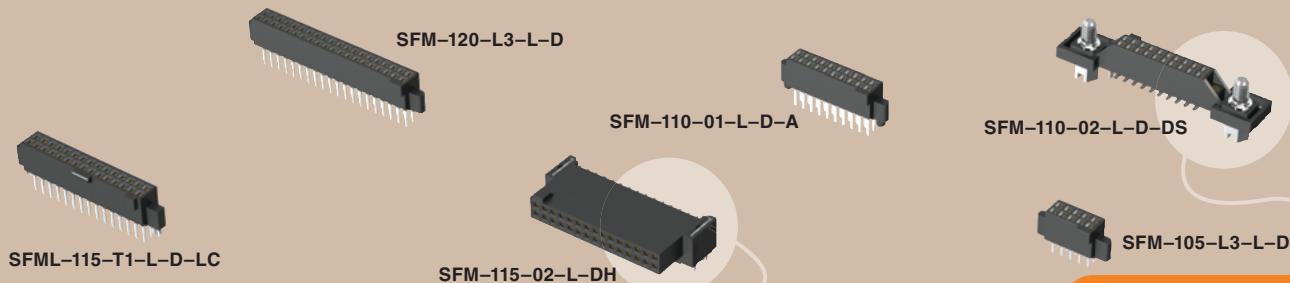
WWW.SAMTEC.COM

RECOGNITIONS

For complete scope of recognitions see www.samtec.com/quality



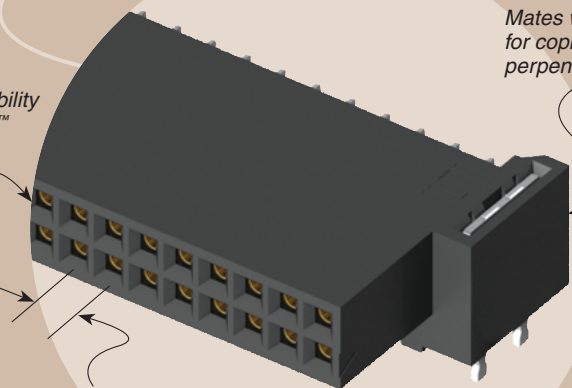
Note: Some sizes, styles and options are non-standard, non-returnable.



SFM, SFML SERIES




High reliability Tiger Eye™ contacts



(1,27 mm x 1,27 mm)
.050" x .050" micro pitch

Mates with TFM for coplanar and perpendicular mating



Screw down option

Surface mount or Through-hole tails

ALSO AVAILABLE (MOQ Required)

- Solder nail option
 - Other sizes
 - Other platings
- Contact Samtec.

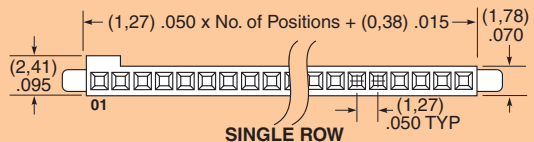
OTHER SOLUTIONS

- Lower cost plating options. See SFC Series.

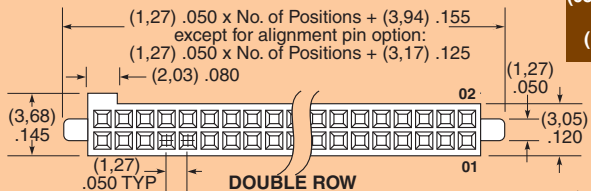
PLATING OPTION

-L
= 10µ" (0,25 µm) Gold on contact, Matte Tin on tail
(Call Samtec for E.L.P.™ plating option)

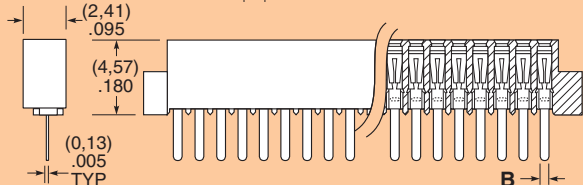
LEAD STYLE	A	B
-01, -L1, -T1	(3,05) .120	(0,51) .020
-03, -L3	(1,91) .075	(0,41) .016



SINGLE ROW



DOUBLE ROW



ROW OPTION

-S
= Single Row (SFM only)

-D
= Double Row

-SH
= Single Horizontal (05 thru 30 positions only) (SFM only) (Lead style -02 only)

-DH
= Double Horizontal (05 thru 30 positions only) (SFM only) (Lead style -02 only)

OPTION

Specify only -A, -LC or -DS (Not available with -DH, -SH)

-A
= Alignment Pin (Available with all Lead Styles)

-LC
= Locking Clip (Available with all lead styles) (Manual placement required)

-DS
= Dual Screw Down for (1,60 mm) .062" PCB (05 thru 40 positions only) (Lead styles -01, -02 & -03 only) (Requires -D row option) (Not available with SFML) (Mates with TFM-DS option) (Not available with -A, -LC, -K, -P, -TR)

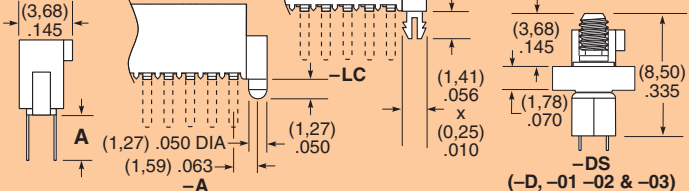
Specify only -K or -P (Lead styles -02, -L2, -T2 only)

-K
= Polyimide film Pick & Place Pad (Not available with -DH, -SH)

-P
= Plastic Pick & Place Pad (Not available with -DH, -SH)

Specify -TR last (Lead styles -02, -L2, -T2 only)

-TR
= Tape & Reel (Required callout for -DH, -SH)



-DS (-D, -01 -02 & -03)

Due to technical progress, all designs, specifications and components are subject to change without notice.

WWW.SAMTEC.COM