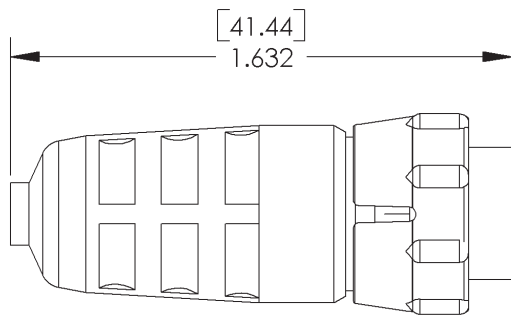
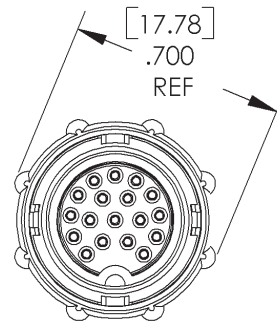


PIN # 1 INDICATOR

BACK VIEW OF CONNECTOR WITHOUT RUBBER BOOT & COUPLING RING AS SHOWN



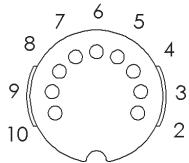
SIDE VIEW



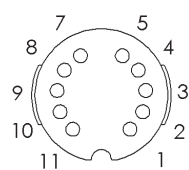
FRONT VIEW

DIMENSIONS ARE FOR REFERENCE ONLY $\frac{[MM]}{[INCH]}$

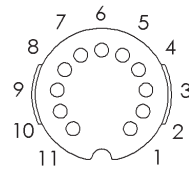
CORD CONNECTOR CONTACT ARRANGEMENTS (REAR VIEW)



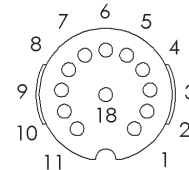
9 PIN



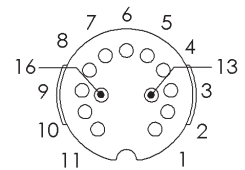
10 PIN



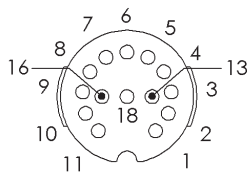
11 PIN



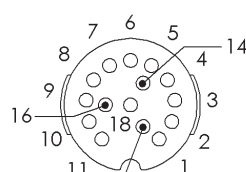
12 PIN



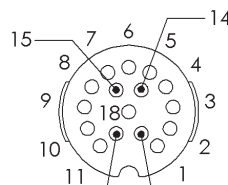
13 PIN



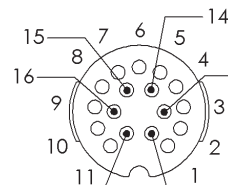
14 PIN



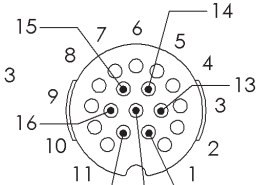
15 PIN



16 PIN



17 PIN



18 PIN