

MECHANICAL DETAILS

Shell Style Model EE* : Fixed receptacle
nut fixing (back panel mounting)

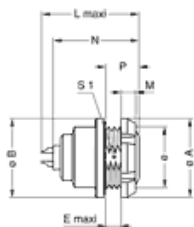
Keying 1 key (alpha=0, plug: male contacts, receptacle: female contacts)

Housing Material Brass (chrome plated) shell and collet nut, nickel plated brass latch sleeve and mid pieces

Cable Fixing 0 - 0 mm

Variant 2 :

			B	E	L	M	N	P
Mm.			25	5	30.7	3.5	28.6	10
In.			0.98	0.20	1.21	0.14	1.13	0.39



Available Download

 [unipole_multipole.pdf](#)

PERFORMANCE DETAIL

Insert 2K.304 : 4 Low Voltage

Insulator Y: PEEK for crimp contacts

Specifications

Contact Type: Crimp

Max. Matings: 5000

Contact 40 N

Contact Dia.: 1.3 mm (0.051in)

Bucket Dia.: 1.4 mm (0.055in)

Min. Conductor: 0.5 mm² (AWG 20)

Max. Conductor: 1 mm² (AWG 18)

R (max): 3.6 mOhm



OTHER CHARACTERISTICS

Endurance (Shell) Endurance (Shell):

Temp (min) -55°C

Temp (max) +200°C

Humidity (max): <=95% [at 60 deg C /140 F]

Vibration: 15 g [10 Hz - 2000 Hz]

Shock Resistance: 100 g [6 ms]

Salt Spray >144 hr

Climatical 50/175/21







Shielding (min): 95 dB (10 MHz)

Shielding (min): 80 dB (1 GHz)

IP Rating 68



Related links

-  [Contact](#)
-  [Quote Request](#)
-  [Catalogs Downloads](#)
-  [Catalogs Requests](#)
-  [Sample Request](#)
-  [3D drawings](#)