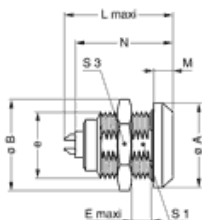


MECHANICAL DETAILS

Shell Style Model	EG* : Fixed receptacle nut fixing
Keying	1 key (alpha=0, plug: male contacts, receptacle: female contacts)
Housing Material	Brass (chrome plated) shell and collet nut, nickel plated brass latch sleeve and mid pieces
Cable Fixing	0 - 0 mm
Variant 2	:

			E	L	M	N	S1	S3
Mm.			9	30.7	5	28.6	18.5	24
In.			0.35	1.21	0.20	1.13	0.73	0.94



PERFORMANCE DETAIL

Insert	2K.305 : 5 Low Voltage
Insulator	L: PEEK
Specifications	
Contact Type:	Solder
Max. Matings:	5000
Contact Dia.:	1.3 mm (0.051in)
Bucket Dia.:	1 mm (0.039in)
Max. Solid	0.5 mm ² (AWG 20)
Max. Stranded	0.5 mm ² (AWG 20)
R (max):	3.6 mOhm



OTHER CHARACTERISTICS







Endurance (Shell)	Endurance (Shell):
Temp (min)	-55°C
Temp (max)	+200°C
Humidity (max):	<=95% [at 60 deg C /140 F]
Vibration:	15 g [10 Hz - 2000 Hz]
Shock Resistance:	100 g [6 ms]
Salt Spray	>144 hr
Climatical	50/175/21
Shielding (min):	95 dB (10 MHz)
Shielding (min):	80 dB (1 GHz)
IP Rating	68



Available Download

 [unipole_multipole.pdf](#)

Related links

-  [Contact](#)
-  [Quote Request](#)
-  [Catalogs Downloads](#)
-  [Catalogs Requests](#)
-  [Sample Request](#)
-  [3D drawings](#)