

MECHANICAL DETAILS

Shell Style Model EJ* : Fixed receptacle press or adhesive fit

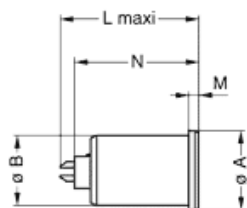
Keying 1 key (alpha=0, plug: male contacts, receptacle: female contacts)

Housing Material Brass (chrome plated) shell and collet nut, nickel plated brass latch sleeve and mid pieces

Cable Fixing 0 - 0 mm

Variant 2 :

	A	B	L	M	N
Mm.	9.2	8.35	20.7	1.5	19.1
In.	0.36	0.33	0.81	0.06	0.75



PERFORMANCE DETAIL

Insert 0B.309 : 9 Low Voltage

Insulator L: PEEK

Specifications

Contact Type: Solder

Max. Matings: 5000

Contact Dia.: 0.5 mm (0.02in)

Bucket Dia.: 0.45 mm (0.018in)

Max. Solid 0.09 mm² (AWG 28)

Max. Stranded 0.09 mm² (AWG 28)

R (max): 8.7 mOhm



OTHER CHARACTERISTICS

Endurance (Shell) Endurance (Shell):

Temp (min) -55°C

Temp (max) +250°C

Humidity (max): <=95% [at 60 deg C /140 F]

Vibration: 15 g [10 Hz - 2000 Hz]

Shock Resistance: 100 g [6 ms]

Salt Spray >144 hr

Climatical 50/175/21

Shielding (min): 75 dB (10 MHz)

Shielding (min): 40 dB (1 GHz)







IP Rating 50



Available Download

 [unipole_multipole.pdf](#)

Related links

-  [Contact](#)
-  [Quote Request](#)
-  [Catalogs Downloads](#)
-  [Catalogs Requests](#)
-  [Sample Request](#)
-  [3D drawings](#)