

MECHANICAL DETAILS

Shell Style Model EX* : Elbow receptacle for printed circuit with two nuts (solder or screw fixing back panel mounting)

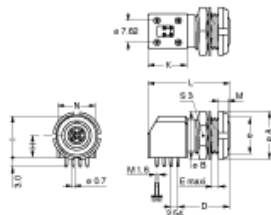
Keying 1 key (alpha=0, plug: male contacts, receptacle: female contacts)

Housing Material PPS (Polyphenylene) shell, other pieces nickel plated brass

Cable Fixing 0 - 0 mm

Variant 2 :

					A	B	D
Mm.					14	15	16.5
In.					0.55	0.59	0.65



PERFORMANCE DETAIL

Insert 1B.304/EXG : 4 Low Voltage

Insulator L: PEEK


Specifications

Contact Type: Print (straight)

Max. Matings: 5000

Contact Dia.: 0.9 mm (0.035in)

R (max): 4.8 mOhm



OTHER CHARACTERISTICS

Shell Style/Model Libellé

Temp (min) -55°C

Temp (max) +250°C

Humidity (max): <=95% [at 60 deg C /140 F]

Vibration: 15 g [10 Hz - 2000 Hz]

Shock Resistance: 100 g [6 ms]

Salt Spray >144 hr

Climatical 50/175/21

Shielding (min): 75 dB (10 MHz)

Shielding (min): 40 dB (1 GHz)







IP Rating 50



Available Download

 [unipole_multipole.pdf](#)

Related links

-  [Contact](#)
-  [Quote Request](#)
-  [Catalogs Downloads](#)
-  [Catalogs Requests](#)
-  [Sample Request](#)
-  [3D drawings](#)