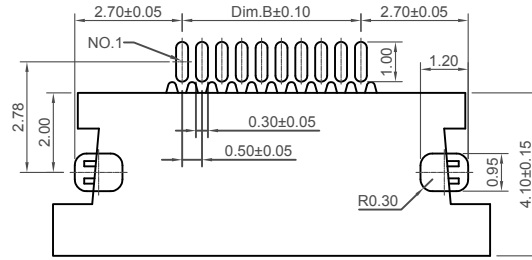
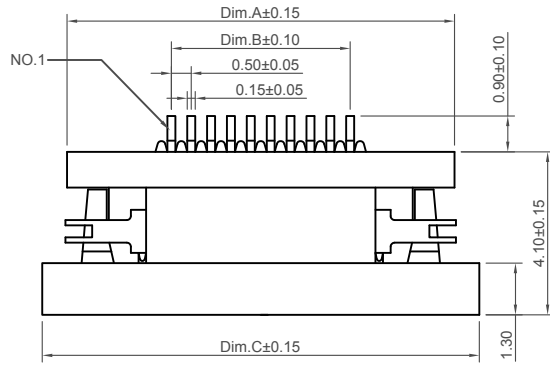
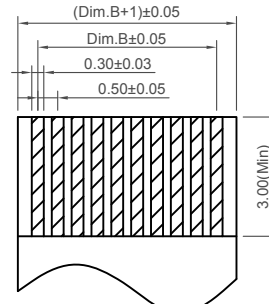


Global Connector Technology Ltd. - FFC2B05 : FPC 0.5mm Pitch Side Entry, Top Contact, SMT, Height=1.2mm, ZIF, Slide Type

Top View

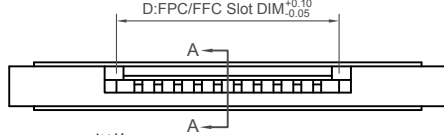


Recommended PCB Layout as viewed from component side

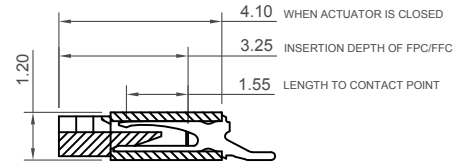


Recommended FFC/FPC Dimensions
Thickness: 0.30±0.03

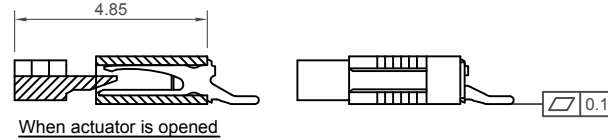
Front View



Side Views



Section A-A



When actuator is opened

Pin No.	Dim.A	Dim.B	Dim.C	Dim.D
* 6	7.75	2.50	9.00	3.60
7	8.25	3.00	9.50	4.10
* 8	8.75	3.50	10.00	4.60
9	9.25	4.00	10.50	5.10
* 10	9.75	4.50	11.00	5.60
11	10.25	5.00	11.50	6.10
* 12	10.75	5.50	12.00	6.60
13	11.25	6.00	12.50	7.10
* 14	11.75	6.50	13.00	7.60
15	12.25	7.00	13.50	8.10
* 16	12.75	7.50	14.00	8.60
17	13.25	8.00	14.50	9.10
* 18	13.75	8.50	15.00	9.60
19	14.25	9.00	15.50	10.10
* 20	14.75	9.50	16.00	10.60
* 21	15.25	10.00	16.50	11.10
* 22	15.75	10.50	17.00	11.60
23	16.25	11.00	17.50	12.10
* 24	16.75	11.50	18.00	12.60
* 25	17.25	12.00	18.50	13.10
* 26	17.75	12.50	19.00	13.60
27	18.25	13.00	19.50	14.10
* 28	18.75	13.50	20.00	14.60
29	19.25	14.00	20.50	15.10
* 30	19.75	14.50	21.00	15.60
31	20.25	15.00	21.50	16.10
* 32	20.75	15.50	22.00	16.60
* 33	21.25	16.00	22.50	17.10
* 34	21.75	16.50	23.00	17.60
* 35	22.25	17.00	23.50	18.10
* 36	22.75	17.50	24.00	18.60
37	23.25	18.00	24.50	19.10
38	23.75	18.50	25.00	19.60
39	24.25	19.00	25.50	20.10
* 40	24.75	19.50	26.00	20.60
41	25.25	20.00	26.50	21.10
42	25.75	20.50	27.00	21.60
43	26.25	21.00	27.50	22.10
44	26.75	21.50	28.00	22.60
* 45	27.25	22.00	28.50	23.10
46	27.75	22.50	29.00	23.60
47	28.25	23.00	29.50	24.10
48	28.75	23.50	30.00	24.60
49	29.25	24.00	30.50	25.10
* 50	29.75	24.50	31.00	25.60

* = Tooled Parts
Please contact GCT for non-tooled parts
Non-tooled MOQ 10k pcs

Specification 规格:

Material 物料规格:

Housing Material: High-Temp Plastic LCP (UL 94V-0), White 高温塑胶
Actuator: LCP (UL 94V-0), Black
Contact: Phosphor Bronze 磷青铜
Finish (a) Contact Plating: see ordering grid
(b) Underplating: Nickel-plated all over
Fitting Nail: Brass, tin plated 黄铜, 镀锡

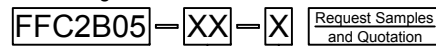
Mechanical

Durability: 20 Cycles

Electrical 电气规格:

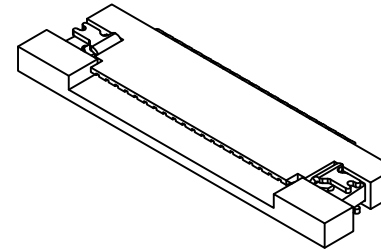
Voltage Rating (Max.): 50V AC/DC 最大额定电压 50V AC/DC
Current Rating (Max.): 0.4A AC/DC 最大额定电流 0.4A AC/DC
Dielectric Strength: 250V AC for 1 minute
between adjacent terminal, no breakdown
电介质强度: 250V AC于相邻端子, 1分钟, 无损害
Insulation Resistance: 50 MΩ Min. 250V DC
for 1 minute between adjacent terminal
绝缘阻抗: 50MΩ, 250V DC 于相邻端子1分钟
Contact Resistance: 40 mΩ Max. :连接阻抗: 40 毫欧
Operating Temperature: -20°C to +80°C 工作温度: -20° to +80°
Solder Profile: Peak Temp 260°C (+0/-5°C) Maximum (5 seconds)

Ordering Grid

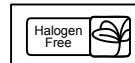


No. of Contacts
06 - 50
(see dimension table)

Contact Plating
T= Tin Plating over all
(Standard) - reel qty=2000pcs
G= Gold Flash over all
reel qty=2000pcs, MOQ 3 reels



By	AJO
DETAIL	FFC2B05 C PCN
REV	C
DATE	09/05/14

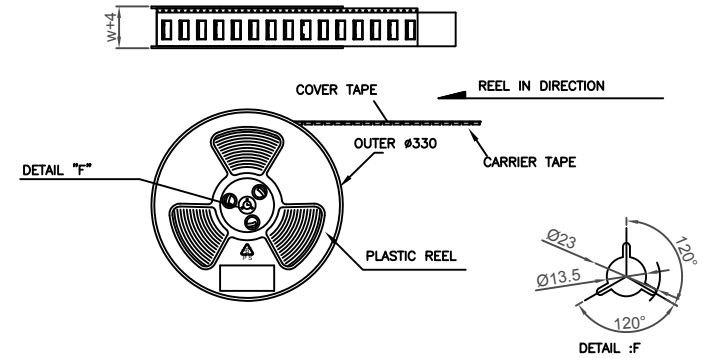
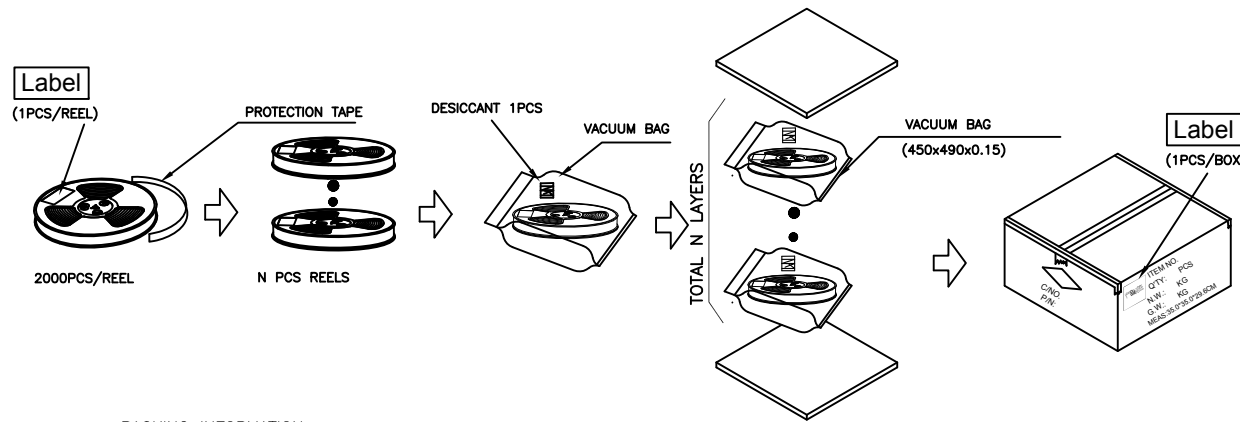
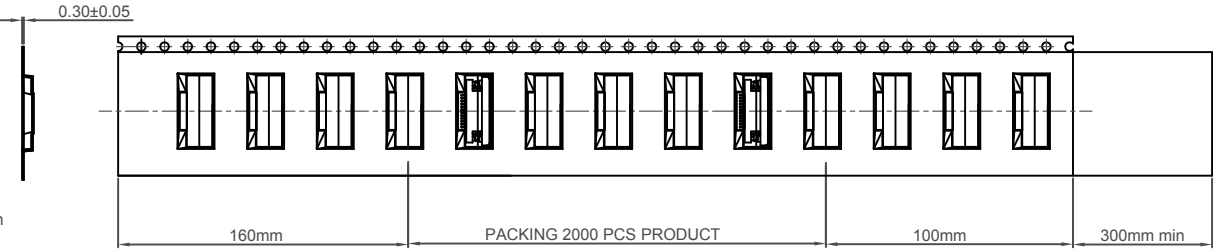
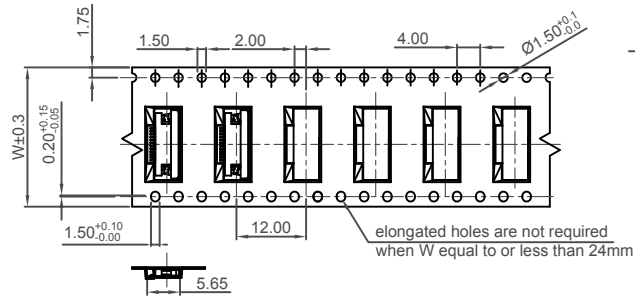


Tolerances (Except as noted)	Part Number:-	Date:-
Dimensions in mm	FFC2B05	19 MAY 10
X.X ± 0.30 X.XX ± 0.15 X.XXX ± 0.10	X.X ± 2° X.XX ± 1° X.XXX ± 0.5°	Description:-
		FPC 0.5mm PITCH SIDE ENTRY, TOP CONTACT, SMT, HEIGHT=1.2mm, ZIF, SLIDE TYPE
Third Angle Projection	© THIS DRAWING IS CONFIDENTIAL AND MUST NOT BE COPIED OR DISCLOSED WITHOUT WRITTEN CONSENT	

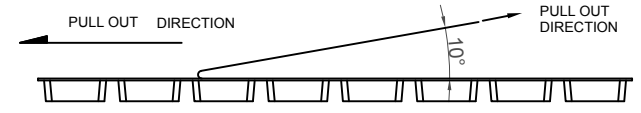
Scale	Revision	Material	Drawn by	Sheet No.
NTS	C	See Note	PKN	E & OE 1/2

GCT
www.gct.co

Global Connector Technology Ltd. - FFC2B05 : FPC 0.5mm Pitch Side Entry, Top Contact, SMT, Height=1.2mm, ZIF, Slide Type



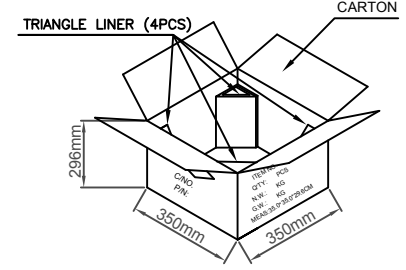
NOTE:
 1. PEELING OFF FORCE OF TOP TAPE: 40-80g
 (PEELING DIRECTION AS SHOWN IN FOLLOWING FIG.)
 THIS REQUIREMENT SHOULD BE APPLIED AT SHIPMENT
 PEEL OFF SHOULD NOT BE ALLOWED, DURING TRANSPORTATION.




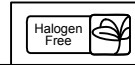
2. MATERIAL:
 CARRIER TAPE: POLYSTYREN(PS)
 TOP TAPE: PE
 REEL TAPE: POLYSTYREN(PS)

PACKING INFORMATION:

PART NAME	W	PCS/REEL	REEL/CARTON	TOTAL	CARTON
4~5PIN	16.0	2000PCS	10PCS	20000PCS	350*350*296mm
6~19PIN	24.0	2000PCS	7PCS	14000PCS	350*350*296mm
20~31PIN	32.0	2000PCS	6PCS	12000PCS	350*350*296mm
32~54PIN	44.0	2000PCS	5PCS	10000PCS	350*350*296mm
55~60PIN	56.0	2000PCS	4PCS	8000PCS	350*350*296mm



By	AJO
DETAIL	FFC2B05 C PCN
REV DATE	C 09/05/14



Tolerances (Except as noted)	Part Number:-	Date:-
Dimensions in mm	FFC2B05	19 MAY 10
X.X ± 0.50 X.X ± 2°	Description:-	
X.XX ± 0.30 X.XX ± 1°	FPC 0.5mm PITCH SIDE ENTRY, TOP CONTACT, SMT, HEIGHT=1.2mm, ZIF, SLIDE TYPE	
X.XXX ± 0.20 X.XXX ± 0.5°	© THIS DRAWING IS CONFIDENTIAL AND MUST NOT BE COPIED OR DISCLOSED WITHOUT WRITTEN CONSENT	
Third Angle Projection	Scale NTS	Revision C



Material See Note	Drawn by PKN	Sheet No. 2/2
-------------------	--------------	---------------