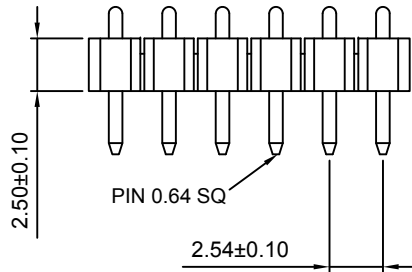
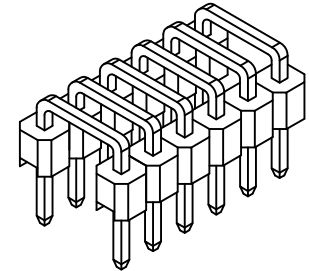


RECOMMENDED PCB LAYOUT
General Tolerance: ±0.05



6 Position Example

CONTACTS	DIMENSIONS	
	A	B
2	5.08	2.54
3	7.62	5.08
4	10.16	7.62
5	12.70	10.16
6	15.24	12.70

SPECIFICATIONS 规格

CURRENT RATING 电流额定值: 3 Amp

INSULATION RESISTANCE 绝缘电阻值: 1000 MΩ min.

DIELECTRIC WITHSTANDING 耐电压: 500V AC/Minute

CONTACT RESISTANCE 接触电阻值: 20 mΩ max.

OPERATING TEMPERATURE 工作温度: -40°C TO +105°C

CONTACT MATERIAL 端子物料: BRASS

PLATING 电镀:

CONTACT AREA 接触面积: 30μ" - 50μ" NICKEL UNDERPLATE, FOR PLATING
SEE ORDERING GRID.

INSULATOR MATERIAL 绝缘体物料: POLYESTER 聚酯, LCP, NATURAL, UL94V-0

SOLDERING PROCESS 可焊性:

WAVE 波峰焊: 250°C for 5-10 sec.

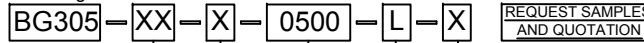
MANUAL SOLDER 人工焊接: 350°C for 3-5 sec

MATES WITH 配套之公头:

A: BG306

B: DIRECT SOLDER TO PCB 直接焊在PCB上。

Ordering Grid



No. of Contacts
02 to 06

Contact Plating
A = Gold Flash All Over
(Other plating options available on request)

REQUEST SAMPLES AND QUOTATION

Packing Options

G = Plastic Box (Standard packing for 2 contacts)
D = Tube (Standard packing for 3-6 contacts)

Insulator Material
L = LCP (Natural)

Dimension D (Footprint width)

0500 = 5.00mm (Standard)
Or Specify Dimension D
e.g. 0250 = 2.50mm

By	CM
DETAIL	DRAWING RELEASE
REV DATE	A 07/12/11



Tolerances (Except as noted)	Part Number:-	Date:-
Dimensions in mm	BG305	07 DEC 11
X.X ± 0.30	Description:- 2.54mm PITCH PIN HEADER, SINGLE ROW, U-SHAPE THRU-HOLE, DUAL INSULATOR, NATURAL LCP	
X.XX ± 0.20		
Third Angle Projection	© THIS DRAWING IS CONFIDENTIAL AND MUST NOT BE COPIED OR DISCLOSED WITHOUT WRITTEN CONSENT	



WhiteLite

GCT

www.gct.co

Scale NTS	Revision A	Material See Note	Drawn by CM	E & OE	Sheet No. 1/1
-----------	------------	-------------------	-------------	--------	---------------