

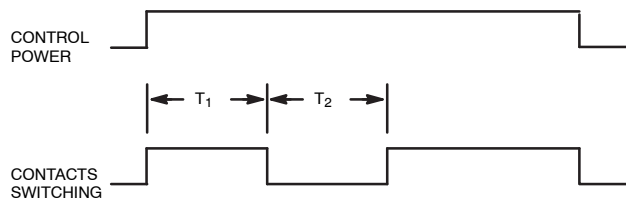
Features

- $\pm 0.1\%$ Repeatability
- 8-Pin Octal Plug-In
- Knob with Calibrated Scales
- Impact Proof Dust Cover
- 2-Timing Ranges
- IC Hybrid Circuitry for Timing



OPERATIONS

RECYCLE TIMING – The first delay period begins when input voltage is applied. At the end of the first delay, or “OFF” period, the internal relay pulls in, and the second delay, or “ON” period begins. When the second delay period ends, the relay drops out. This recycling sequence will continue until the removal of input voltage. When input voltage is removed, the relay drops out.



AC OPERATED					
NTE Type No.	Nom. Voltage	Contact Arr.	Input Cur. Nom.	Max. Contact Cur. @ 28VDC or 120VAC	Diag No.
R38-11A10-120K	120VAC	DPDT	25mA	10A	D19
R38-11A10-120L	120VAC	DPDT	25mA	10A	D19

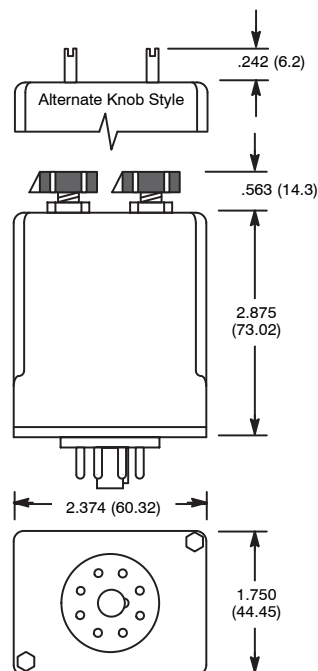
ACCESSORIES		
MOUNTING STYLES	DESCRIPTION	NTE TYPE NO.
SURFACE MOUNT	8-PIN OCTAL	R95-101
PANEL MOUNT	8-PIN OCTAL	R95-118
DIN RAIL MOUNT	8-PIN OCTAL	R95-113
DIN RAIL MOUNT	8-PIN OCTAL	R95-181

R38 Series

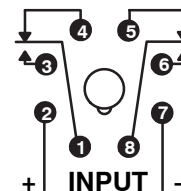


DPDT, 10 Amp Repeat Cycle Timer.

D19



DPDT, 2 Form “C”



Electrical Specifications

Contact

Rating: 10 Amp @ 120 VAC, 8 Amp @ 30 VDC
 1/3 HP @ 120 VAC 1/2 @ 240 VAC
Life: 500,000 operations @ 120 VAC, 10A resistive
 1,000,000 operations @ 120 VAC, 5A resistive
 2,000,000 operations @ 120 VAC, 2A resistive

Input

Nominal Input voltage: 120 VAC
Steady state input current: 20mA @ 120 VAC

Timing

Timing adjustment ranges available:

On (T ₁)	Off (T ₂)
0.1 to 10 sec	0.1 to 10 sec (K-suffix)
3 to 300 sec	3 to 300 sec (L-suffix)

Repeat Accuracy

$\pm 0.1\% \pm 33$ mS AC
Percent Timing change over temperature & voltage range:
 $\pm 10\%$
Reset Time: 100 mS max

Protection

Transient: UL 508 surge test, 5000V for 50 mS
Dielectric Breakdown

Coil To Contact: 1500 VAC
Across Open Contact: 1000 VAC

Environmental Characteristics

Operating: -10°C to $+55^{\circ}\text{C}$
Storage: -55°C to $+85^{\circ}\text{C}$

Weight

Std: 5 oz (132 grams) approx