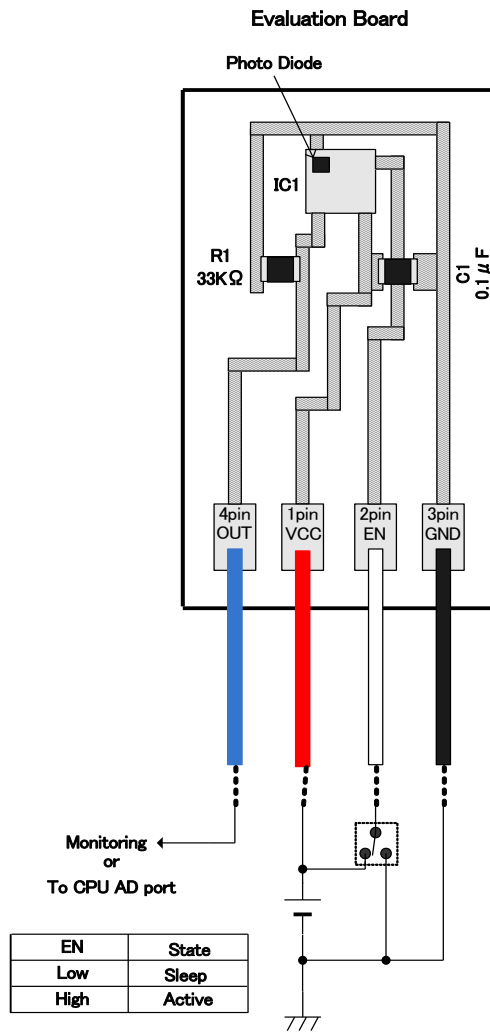

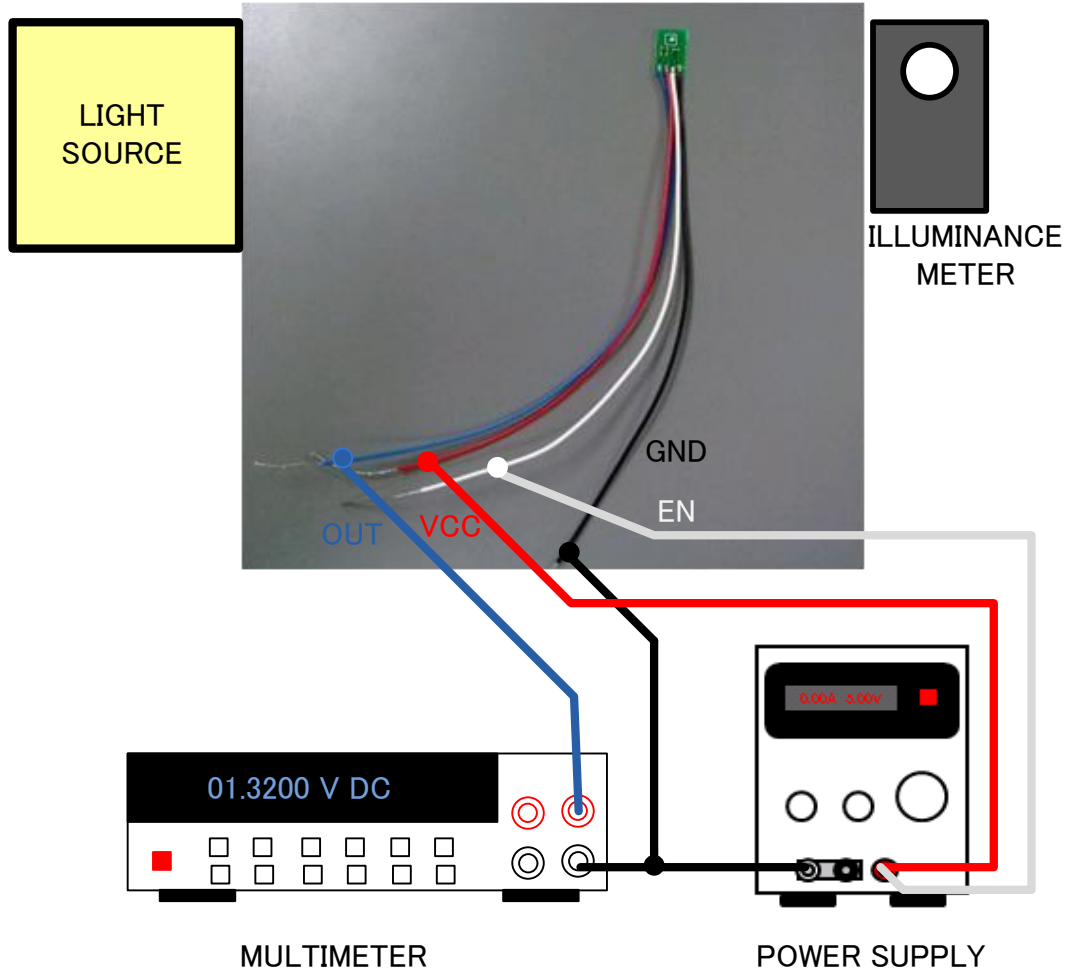




Test Procedure for the LA0152CSGEVB Evaluation Board

28/Mar/2012





Test Procedure:

1. Connect the test setup as shown above.
2. Connect IC power supply (2.2V to 5.5V) between VCC and GND.
3. Connect multimeter between OUT and GND.
4. Irradiate a light, and put on the illuminance meter near the IC.
5. Control the light source and to be adjusted 500 lux.
6. Then, OUT terminal of LA0152CS is outputted roughly 40uA. Therefore, multimeter is showed roughly 1.32V. ($1.32V = 40\mu A \times 33k\Omega$)

LA0152CS features:

- No sensibility in infrared area.
- Less difference in sensibility depending on the type of light source.

