

Pushbutton Boots

HEXSEAL® and E-SEEL® push button boots are molded from a high tear-strength silicone rubber bonded to a built-in mounting nut. Each encloses the base of the protruding switch bushing and forms a watertight and dust-tight seal against the front panel surface.

SPECIFICATIONS

Material: HEXSEALS: Silicone rubber conforms to ZZ-R-765 Class III, Gr. 60 unless otherwise specified.
E-SEELS: Silicone rubber polymer type ASTM D1418.

Mounting Nut: HEXSEALS: Brass, nickel-plated (unless otherwise noted)
E-SEELS: Brass, black-oxide

Temperature Range: HEXSEALS: -94°F to +400°F
E-SEELS: -80°F to +400°F

Pressure Range: Exceeds 15 psi internal and 1500 psi external.

Operational Life: 50,000 actuations (minimum)

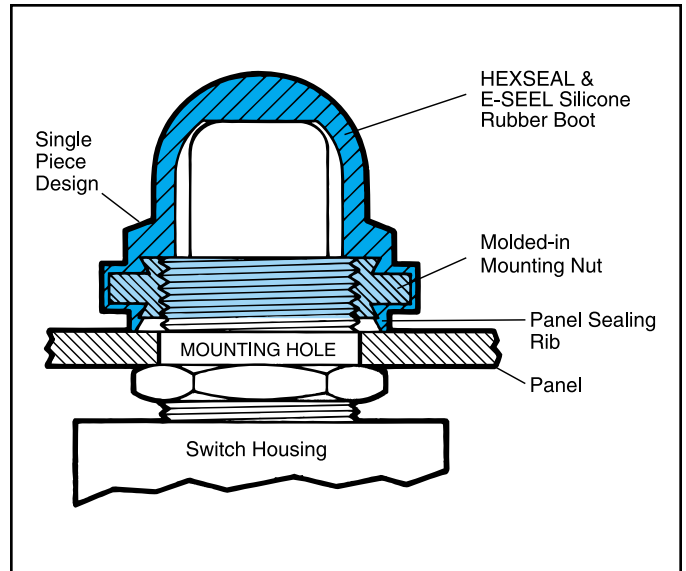
Shelf Life: In excess of 25 years

Resistant to: Salt spray, sunlight, ozone, weather, fungus, and most acids and lubricating oils

Military Approvals: Most HEXSEALS are QPL-approved to MIL-B-5423. (See QPL listing on page 5.)

Agency Recognition: E-SEELS and HEXSEALS are UL-listed to UL Std. 50 types 1-13, and meet CSA standards.

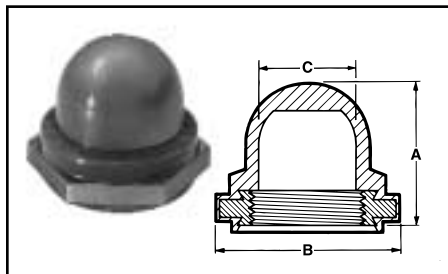
Installation: Please see installation instructions on page 14.



HOW TO ORDER

Specify APM boot part number and, if necessary, the appropriate bushing adaptor part number (please see page 14).

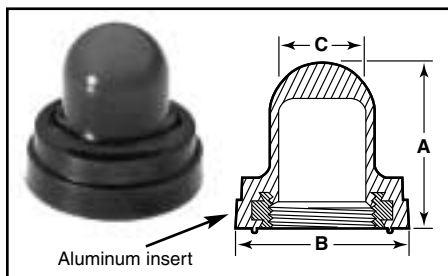
FIGURE 8 Full Pushbutton Boots



| Thread Size | Max. Plunger Height | | A | | B Flat | | C I.D. | | Military Part Number | APM Boot Part Number | Color* | HEXSEAL | E-SEEL |
|----------------|---------------------|-------|------|-------|--------|-------|--------|-------|----------------------|----------------------|--------|---------|--------|
| | inch | mm | inch | mm | inch | mm | inch | mm | | | | | |
| 8-40 NS-2B | .118 | 3.00 | .226 | 5.70 | .250 | 6.35 | .125 | 3.18 | — | 1231/17 | Gray | • | |
| 8-40 NS-2B | .188 | 4.76 | .297 | 7.54 | .250 | 6.35 | .120 | 3.18 | SCL6303A-03 | N5045 | Gray | • | |
| 1/4-32NS-2B | .203 | 5.16 | .313 | 7.94 | .375 | 9.53 | .188 | 4.76 | M5423/10-01 | N5040G | Gray | • | |
| 1/4-32NS-2B | .453 | 11.51 | .531 | 13.49 | .375 | 9.53 | .125 | 3.18 | — | 1231/32 | Gray | • | |
| 1/4-40NS-2B | .141 | 3.57 | .313 | 7.94 | .375 | 9.53 | .188 | 4.76 | M5423/10-03 | N5040 | Gray | • | |
| 1/4-40NS-2B | .203 | 5.16 | .313 | 7.94 | .375 | 9.53 | .188 | 4.76 | M5423/10-02 | N5040R | Gray | • | |
| 1/4-40NS-2B | .344 | 11.51 | .531 | 13.49 | .375 | 9.53 | .125 | 3.18 | — | 1231/31 | Gray | • | |
| 5/16-32UNEF-2B | .212 | 5.41 | .359 | 9.13 | .437 | 11.11 | .156 | 3.97 | — | 1231/27 | Gray | • | |
| 3/8-27NS-2B | .545 | 13.80 | .653 | 16.60 | .500 | 12.70 | .300 | 7.60 | — | 1231/8 | Gray | • | |
| 3/8-32NEF-2B | .545 | 13.80 | .653 | 16.60 | .500 | 12.70 | .300 | 7.60 | — | 1231/35 | Clear | • | |
| 7/16-28UNEF-2B | .438 | 11.11 | .719 | 18.26 | .625 | 15.88 | .422 | 10.72 | — | NC3030 7/16-28 | Clear | • | |
| 7/16-32UN-2B | .438 | 11.11 | .719 | 18.26 | .625 | 15.88 | .422 | 10.72 | — | NC3030 7/16-32 | Gray | • | |
| 15/32-32NS-2B | .281 | 7.14 | .547 | 13.89 | .625 | 15.88 | .422 | 10.72 | M5423/07-01 | N3030 | Gray | • | |
| 15/32-32NS-2B | .281 | 7.14 | .547 | 13.89 | .625 | 15.88 | .422 | 10.72 | M5423/07-11 | N3030-2513 | Clear | • | |
| 15/32-32NS-2B | .438 | 11.11 | .719 | 18.26 | .625 | 15.88 | .422 | 10.72 | M5423/07-02 | NC3030 | Gray | • | |
| 15/32-32NS-2B | .438 | 11.11 | .719 | 18.26 | .625 | 15.88 | .422 | 10.72 | M5423/07-12 | NC3030-2513 | Clear | • | |
| 1/2-32NS-2B | .281 | 7.14 | .547 | 13.89 | .625 | 15.88 | .422 | 10.72 | M5423/07-03 | NH3030 | Gray | • | |
| 1/2-32NS-2B | .188 | 4.76 | .547 | 13.89 | .625 | 15.88 | .422 | 10.72 | M5423/07-05 | NH3030S | Gray | • | |
| 1/2-24NS-2B | .469 | 11.91 | .734 | 18.65 | .625 | 15.88 | .422 | 10.72 | — | NC3030H | Gray | • | |
| 5/8-24NEF-2B | .281 | 7.14 | .609 | 15.48 | .750 | 19.05 | .515 | 13.10 | M5423/07-04 | N3040 | Gray | • | |
| 15/32-32NS-2B | .281 | 7.14 | .547 | 13.89 | .625 | 15.88 | .422 | 10.72 | — | C1231/41 | Black | • | |
| 15/32-32NS-2B | .438 | 11.11 | .719 | 18.26 | .625 | 15.88 | .422 | 10.72 | — | C1231/42 | Black | • | |

Figure 8

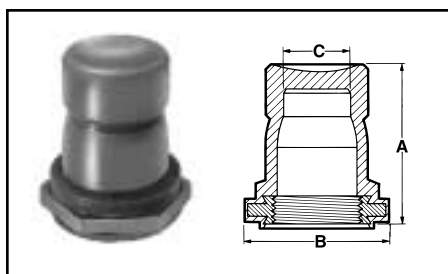
FIGURE 9



| Thread Size | Max. Plunger Height | | A | | B O.D. | | C I.D. | | Military Part Number | APM Boot Part Number | Color* | HEXSEAL | E-SEEL |
|---------------|---------------------|-------|------|-------|--------|-------|--------|------|----------------------|----------------------|--------|---------|--------|
| | inch | mm | inch | mm | inch | mm | inch | mm | | | | | |
| 3/8-27NS-2B | .330 | 8.38 | .609 | 15.48 | .641 | 16.27 | .320 | 8.11 | — | 1221/12 | Gray | • | |
| 15/32-32NS-2B | .400 | 10.14 | .719 | 18.26 | .766 | 19.45 | .375 | 9.53 | — | 1221/15 | Gray | • | |
| 3/8-24NF-2B | .330 | 8.38 | .609 | 15.48 | .641 | 16.27 | .320 | 8.11 | — | C1221/22 | Clear | • | |
| 3/8-27NS-2B | .330 | 8.38 | .609 | 15.48 | .641 | 16.27 | .320 | 8.11 | — | C1221/21 | Black | • | |
| 3/8-27NS-2B | .330 | 8.38 | .609 | 15.48 | .641 | 16.27 | .320 | 8.11 | — | C1221/21 4 | Clear | • | |
| 3/8-32NEF-2B | .330 | 8.38 | .609 | 15.48 | .641 | 16.27 | .320 | 8.11 | — | C1221/23 | Clear | • | |

Figure 9

FIGURE 10



Mounting nut material: Aluminum

| Thread Size | Max. Plunger Height | | A | | B Flat | | C I.D. | | Military Part Number | APM Boot Part Number | Color* | HEXSEAL | E-SEEL |
|----------------|---------------------|------|------|-------|--------|-------|--------|------|----------------------|----------------------|--------|---------|--------|
| | inch | mm | inch | mm | inch | mm | inch | mm | | | | | |
| 7/16-28UNEF-2B | .313 | 7.94 | .797 | 20.24 | .625 | 15.88 | .344 | 8.73 | — | NC3030FL 7/16-28 | Gray | • | |
| 7/16-32UN-2B | .313 | 7.94 | .797 | 20.24 | .625 | 15.88 | .344 | 8.73 | — | NC3030FL 7/16-32 | Gray | • | |
| 15/32-32NS-2B | .313 | 7.94 | .797 | 20.24 | .625 | 15.88 | .344 | 8.73 | — | NC3030FL | Gray | • | |

Figure 10

*Other colors available. Please consult factory.