

Flush-type connector - SACC-SQ-M12MS-17CON-25F/0,5 - 1441600

Please be informed that the data shown in this PDF Document is generated from our Online Catalog. Please find the complete data in the user's documentation. Our General Terms of Use for Downloads are valid (<http://phoenixcontact.com/download>)




Sensor/actuator flush-type plug, 17-pos., M12, A-coded, front/square flange mounting, with 0.5 m TPE litz wire, 17 x 0.14 mm²

Why buy this product

- 4 x fixing hole, 2.7 mm
- With form seal for M2.5 screws



Key commercial data

Packing unit	1 pc
GTIN	 4 046356 533911
Weight per Piece (excluding packing)	36.2 g
Custom tariff number	85444290
Country of origin	Germany
Product key	ABQCDC
Note	Made to Order (non-returnable)

Technical data

Dimensions

Length of cable	0.5 m
-----------------	-------

Ambient conditions

Ambient temperature (operation)	-25 °C ... 85 °C (Plug / socket)
	-40 °C ... 85 °C (without mechanical actuation)
Degree of protection	IP67

General

Note	The electrical and mechanical data specified assume that the connector pair is correctly locked and mounted. If the connector is unlocked and if there is a danger of contamination, the connector must be sealed using a protective cap > IP54. Influences arising from litz wires, cables or PCB assembly must also be taken into consideration.
------	--

Flush-type connector - SACC-SQ-M12MS-17CON-25F/0,5 - 1441600

Technical data

General

Rated current at 40°C	1.5 A
Rated voltage	30 V
Number of positions	17
Contact resistance	≤ 3 mΩ
Insulation resistance	≥ 100 MΩ
Coding	A - standard
Standards/regulations	M12 connector IEC 61076-2-101
Status display	No
Surge voltage category	II
Pollution degree	3
Connection method	Individual wires
Insertion/withdrawal cycles	> 100
Torque	3 Nm ... 4 Nm (Installation-side)
Mounting type	Front mounting Square flange

Material

Inflammability class according to UL 94	V0
Contact material	CuZn
Contact surface material	Ni/Au
Contact carrier material	PA 66
Material of grip body	Zinc die-cast, nickel-plated
Material, knurls	Zinc die-cast, nickel-plated
Sealing material	FKM

Cable

Cable type	TPE litz wire
Conductor cross section	0.14 mm ²
AWG signal line	26
Conductor structure signal line	7x 0.16 mm
Core diameter including insulation	1.1 mm ±0.05 mm
Thickness, insulation	0.21 mm (Core insulation)
Wire colors	Color-coded DIN 47100
Material conductor insulation	TPE
Conductor material	Tin-plated Cu litz wires
Insulation resistance	≥ 20 MΩ*km
Conductor resistance	≤ 142 mΩ/m
Nominal voltage, cable	300 V
Test voltage, cable	3000 V AC (Spark test)
Ambient temperature (operation)	-40 °C ... 85 °C (cable, fixed installation)
	-25 °C ... 85 °C (cable, flexible installation)

Flush-type connector - SACC-SQ-M12MS-17CON-25F/0,5 - 1441600

Classifications

eCl@ss

eCl@ss 4.0	27140815
eCl@ss 4.1	27140815
eCl@ss 5.0	27143423
eCl@ss 5.1	27143423
eCl@ss 6.0	27279220
eCl@ss 7.0	27440103
eCl@ss 8.0	27440103

ETIM

ETIM 2.0	EC001297
ETIM 3.0	EC002061
ETIM 4.0	EC002061
ETIM 5.0	EC002061

UNSPSC

UNSPSC 6.01	31251501
UNSPSC 7.0901	31251501
UNSPSC 11	31251501
UNSPSC 12.01	31251501
UNSPSC 13.2	39121413

Approvals

Approvals

Approvals

EAC / cULus Recognized

Ex Approvals

Approvals submitted

Approval details

EAC

cULus Recognized	
mm ² /AWG/kcmil	26

Flush-type connector - SACC-SQ-M12MS-17CON-25F/0,5 - 1441600

Approvals

Nominal current I _N	1.5 A
Nominal voltage U _N	30 V

Accessories

Accessories

Protective cap

Sealing cap - PROT-M12 FS - 1560251



M12 sealing cap for unoccupied M12 plugs of the sensor/actuator cable, flush-type plugs and I/O devices in the field

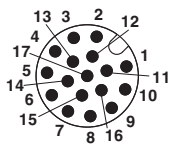
Sealing cap - PROT-M12 FS-M - 1430488



M12 metal sealing cap for unoccupied M12 plugs of the sensor/actuator cable, flush-type plugs and I/O devices in the field

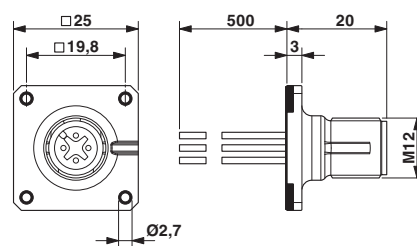
Drawings

Schematic diagram



Pin assignment M12 male connector, 17-pos., male side view


Dimensioned drawing



M12 flush-type plug

Flush-type connector - SACC-SQ-M12MS-17CON-25F/0,5 - 1441600

Circuit diagram



Contact assignment of the M12 plug