

Flush-type connector - SACC-CI-M12MS-12CON-L90 - 1424194

Please be informed that the data shown in this PDF Document is generated from our Online Catalog. Please find the complete data in the user's documentation. Our General Terms of Use for Downloads are valid (<http://phoenixcontact.com/download>)




Sensor/actuator flush-type plug, 12-pos. without shroud, A-coded, with angled solder connection, contact insert only

The figure shows the shielded version

Why buy this product



Key commercial data

Packing unit	20 pc
Minimum order quantity	20 pc
GTIN	 4 046356 692885
Weight per Piece (excluding packing)	6.0 g
Custom tariff number	85366990
Country of origin	Germany
Product key	ABQCBC
Note	Made to Order (non-returnable)

Technical data

Ambient conditions

Ambient temperature (operation)	-25 °C ... 85 °C (Plug / socket)
	-40 °C ... 85 °C (without mechanical actuation)
Degree of protection	IP67

General

Note	The electrical and mechanical data specified assume that the connector pair is correctly locked and mounted. If the connector is unlocked and if there is a danger of contamination, the connector must be sealed using a protective cap > IP54. Influences arising from litz wires, cables or PCB assembly must also be taken into consideration.
Rated current at 40°C	1.5 A

Flush-type connector - SACC-CI-M12MS-12CON-L90 - 1424194

Technical data

General

Rated voltage	30 V
Rated surge voltage	0.8 kV
Number of positions	12
Contact resistance	≤ 3 mΩ
Insulation resistance	≥ 100 MΩ
Coding	A - standard
Standards/regulations	M12 connector IEC 61076-2-101
Status display	No
Surge voltage category	III
Pollution degree	3
Connection method	Solder pins
Insertion/withdrawal cycles	> 100
Torque	3 Nm ... 4 Nm (Installation-side)
Mounting type	PCB mounting

Material

Inflammability class according to UL 94	V0
Contact material	CuZn
Contact surface material	Au
Contact carrier material	PA6T
Sealing material	FKM

Cable

Conductor cross section	0.14 mm ²
Conductor structure signal line	7x 0.16 mm
Core diameter including insulation	1.1 mm ±0.05 mm
Thickness, insulation	0.21 mm
Insulation resistance	≥ 20 MΩ*km
Conductor resistance	≤ 57.6 mΩ/m
Nominal voltage, cable	300 V
Test voltage, cable	2000 V AC
Ambient temperature (operation)	-40 °C ... 85 °C (cable, fixed installation)
	-25 °C ... 85 °C (cable, flexible installation)

Classifications

eCl@ss

eCl@ss 4.0	27060306
eCl@ss 4.1	27060306
eCl@ss 5.0	27061801
eCl@ss 5.1	27143423
eCl@ss 6.0	27143423

Flush-type connector - SACC-CI-M12MS-12CON-L90 - 1424194

Classifications

eCl@ss

eCl@ss 7.0	27449001
eCl@ss 8.0	27440103

ETIM

ETIM 3.0	EC002061
ETIM 4.0	EC002062
ETIM 5.0	EC002061

UNSPSC

UNSPSC 6.01	31251501
UNSPSC 7.0901	31251501
UNSPSC 11	31251501
UNSPSC 12.01	31251501
UNSPSC 13.2	31251501

Approvals

Approvals

Approvals

EAC

Ex Approvals

Approvals submitted

Approval details

EAC

Accessories

Accessories

Panel mounting base

Flush-type connector - SACC-CI-M12MS-12CON-L90 - 1424194

Accessories

Housing screw connection - SACC-M12-SCO PLUG - 1551493



M12 SPEEDCON housing screw connection for M12 male inserts, with O-ring, for all SPEEDCON-capable THR and wave soldering contact carriers

Housing screw connection - SACC-DSIV-M12-PLUG - 1416145



Housing screw connection with M12 standard thread, with O-ring, for the two-piece straight M12 THR contact carrier and for the two-piece angled M12 contact carrier

Housing screw connection - SACC-M12-SCO PLUG L90 - 1436709



M12-SPEEDCON housing screw connection for M12 male inserts, with flat gasket, for all Speedcon-compatible THR and wave soldering contact carriers

Housing screw connection - SACC-BP-M-M12/M15-6-THR - 1413997



Housing screw connection, PlugLink:M12, Rear mounting, M15 x 1

Housing screw connection - SACC-BP-M-M12/M15-7-THR - 1413996



Housing screw connection, PlugLink:M12, Rear mounting, M15 x 1

Flush-type connector - SACC-CI-M12MS-12CON-L90 - 1424194

Accessories

Housing screw connection - SACC-BP-M-M12/M15-6-THR SCO - 1413999



Housing screw connection, PlugLink:M12-SPEEDCON, Rear mounting, M15 x 1

Housing screw connection - SACC-BP-M-M12/M15-7-THR SCO - 1413998



Housing screw connection, PlugLink:M12-SPEEDCON, Rear mounting, M15 x 1

Housing screw connection - SACC-M12 PLUG PRESS - 1437892



M12 pin, housing screw connection, press-in version, for all Speedcon-compatible THR and wave soldering contact carriers

Protective cap

Sealing cap - PROT-M12 FS - 1560251



M12 sealing cap for unoccupied M12 plugs of the sensor/actuator cable, flush-type plugs and I/O devices in the field

Sealing cap - PROT-M12 FS-M - 1430488



M12 metal sealing cap for unoccupied M12 plugs of the sensor/actuator cable, flush-type plugs and I/O devices in the field

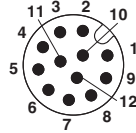
Drawings

Flush-type connector - SACC-CI-M12MS-12CON-L90 - 1424194

Drilling
diagram

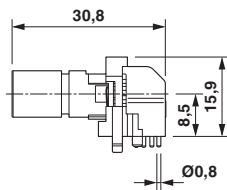
Schematic diagram

Drilling
diagram
only
valid

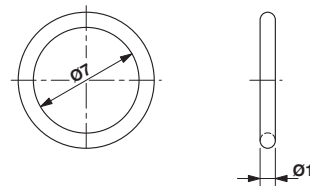


Pin assignment M12 male connector, 12-pos., male side view connection with the SACC-M12-SCO PLUG L90 housing (order no. 1436709)

Dimensional drawing



Dimensional drawing



M12 flush-type male connector, angled

Optionally with O-ring (green) for tight seal when plugged in.
- the axial mating force of 80 N per connector may not be exceeded when using with assembled O-ring!
- Avoid radial forces!