

# Pedestal Fan Instruction Manual

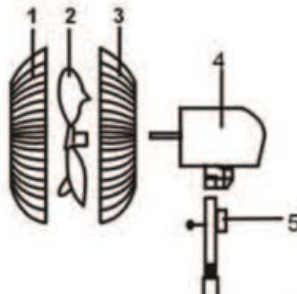


**Model:HG00659**

Sleek & modern high-velocity fan provides more powerful wind than ordinary plastic fans. Draws air off the floor and circulate through the entire room keeping room cool and breezy. Put near the windows and it helps exhaust hot indoor stuffy air and pulls in fresh outdoor air.

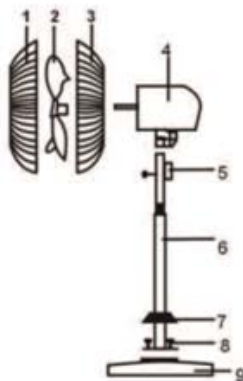
- Energy-saving, high velocity motor for maximum air circulation
- Tilt-adjustment for flexible use
- Triple speed selection
- Precision fan blades for powerful wind but low-noise
- Chrome-stand, solid construction with thermal-protection to prevent motor overheat.

STAND FAN



1	Front grill
2	Blade
3	Rear grill
4	Motor
5	Switch

STAND FAN

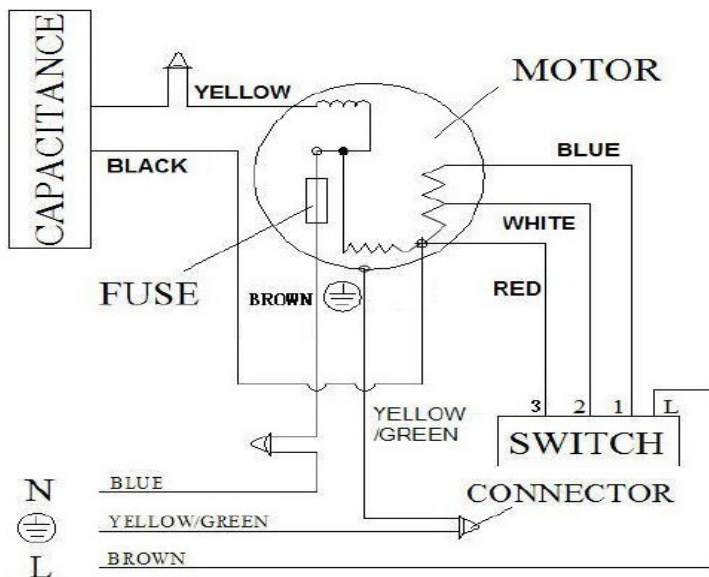


1.	Front grill
2.	7 Blade
3.	8 Rear grill
4.	Motor
5.	9 Switch
6.	Stand
7.	Base cover
8.	Screw
9.	Base

### Operating Instructions:

- a) Ensure voltage used corresponds with the voltage indicated.
- b) Turn the speed control to selected speeds:0(off) and speeds1, 2, 3 is Slow, Middle, Fast.
- c) Tilting angles-By pushing the tilt-guard, you can adjust the fan to any elevation preferred.
- d) Never touch the blades with hand or any object!
- e) Do not pull the cord too hard. If damaged after pro-long use, get it repaired by any electrical repairman.
- f) To clean: Disconnect the power cord from the mains. Remove the guard and the blades carefully. Do not drop the blades! First use soft cloth with light soap to clean off oil stains. Then wipe and polish with dry cloth. Never use polish or any corrosive liquid that will damage the paint, metal or plastic! Put back the blades and lock the guard securely before use.

NO exchange will be entertained if the above instructions are not followed. Always Test the product first before purchase.



## **SAFETY PRECAUTIONS**

1) This appliance is not intended for use by persons (including children) with reduced physical, sensory or mental capabilities, or lack of experience and knowledge, unless they have been given supervision or instruction concerning use of the appliance by a person responsible for their safety.

Children should be supervised to ensure that they do not play with the appliance.

2) The children should be monitored to ensure they do not operate this machine.

3) Need to check the power cord and plug is damaged regularly. If it's damaged, must replace the power cord or plug by the manufacturer or a qualified expert/agency to avoid hazards.