

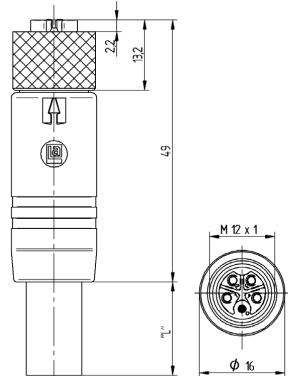
M12 Power female or male connector, 4-pins, S-coded

RKT 4S | RST 4S

4-Pole

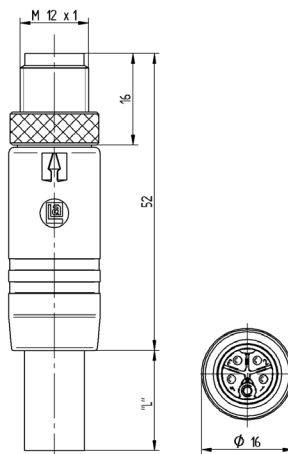
M12 Power female connector, 4-pins, S-coded, 630 V, black or blue overmold

RKT 4S



M12 Power male connector, 4-pins, S-coded, 630 V, black or blue overmold

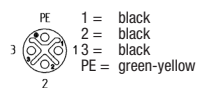
RST 4S



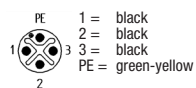
Pin Assignments

M12 S-coded

RKT 4S (female)



RST 4S (male)



Be Certain with Belden

M12 Power female or male connector, 4-pins, S-coded

Technical Data

Environmental

Degree of protection IP65, IP67, IP69K
 Operating temperature range -40°C to +125°C

Type

Type contacts female/male
 Number of contacts 4 (3+PE); S - Coding
 Standard IEC 61076-2-111
 Construction type S-coded
 Conductor size 1.5 mm²
 Color contact bearer S: black

Mechanical

Over molding TPE, blue or black
 Contact bearer PBT GF
 Contact CuNi
 Contact plating Cu/Au
 Screw Coupling Material CuZn
 O-ring FKM
 Surface coupling nut Cu/Ni
 Shielding sleeve CuZn, plating: Ni

Electrical data

Contact resistance ≤ 10 mΩ
 Rated Current 16 A (1.5 mm² and 2.5mm²)
 10 A (0.75 mm²)
 Rated voltage 630 V
 Insulation resistance > 10⁹ Ω
 Pollution degree 3 acc. to DIN EN 60664-1 (VDE 0110-1)

Flammability class

over molding UL 94 HB
 Contact bearer UL 94 V-2

Approvals

VDE DIN EN 61984: in preparation
 UL S-Coding (Pending)

Cable Specifications

Cable No.	Outer Jacket	Conductor Size	Gauge	Jacket Color	OD
700	PUR, halogen-free	4 x 1.50 mm ²	16	Black	0.370" (9.4 mm)
733	PVC	4 x 1.50 mm ²	16	Black	0.314" (8.0 mm)

Part Number		Pins	Overmold	Gauge	Standard Cable Lengths	Characteristics
Female	Male					
RKT 4S-703/...M	RST 4S-703/...M	4S	Blue	16	2M / 5M / 10M / 15M	
RKT 4S-733/...M	RST 4S-733/...M	4S	Blue	16	2M / 5M / 10M / 15M	
RKT 4S-703/...M SW	RST 4S-703/...M SW	4S	Black	16	2M / 5M / 10M / 15M	
RKT 4S-733/...M SW	RST 4S-733/...M SW	4S	Black	16	2M / 5M / 10M / 15M	