

Datasheet

V17-100 Thick-wall crimped F-Connector for coaxial cable V17-101 Standard wall crimped F connector for coaxial cable

- Easy to distinguish sizes by distinctive coloured plating
- Plated brass construction with Chrome (V17-100) or Nickel Plating (V17-101)
- V17-101 fitted with weatherproofing "O" ring
- Superior connectivity through thick walled journals V17-100
- V17-203 crimp tool fits all Vision crimp connectors
- Fitting is quicker with chamfered internal design to smooth back screening on coaxial cable
- Suitable for "Type 100" and RG6 coaxial cable with 6.5 – 7.0mm sheath diameter
- Designed for 4.7 – 4.9mm cable dielectric diameter
- 5.00mm ferule for low VSWR



V17-100



V17-101 with weather- proof "O"

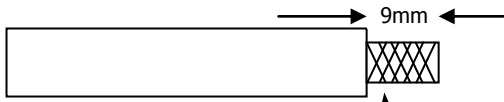
Model	V17-100	V17-101
Cable Type	WF100 / RG6	
Cable Diameter	6.5mm to 7.0 mm	
Impedance	75Ω	
Fit with Vision Crimp Tool	V17-203	
Crimp jaw size	0.362 - 0.368"	0.327-0.333"
Spanner size	7/16" or 11mm	
Identification colour	Gunmetal	Nickel
Connector material	Brass	Brass
Plating Material	Chrome	Nickel
Pack	100pcs resealable	

Datasheet

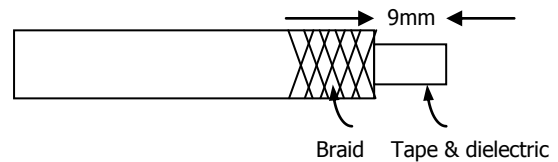
V17-100 & V17-101 Brass crimp connectors, cont'd

Fitting instructions V17-100 and V17-101:-

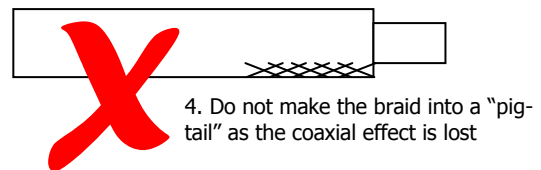
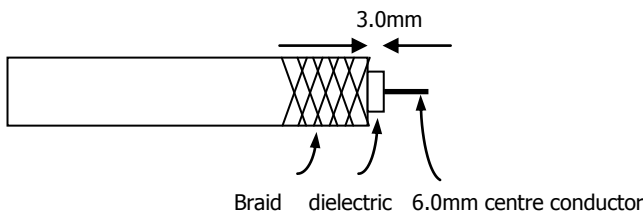
1. Strip 9mm of the cable sheath as shown leaving the screening braid exposed:



2. Carefully fold the exposed braid back over the sheath as evenly as possible




3. Strip the dielectric and copper tape back to 3mm to expose 6mm of the centre conductor



5. Using the chamfer inside the connector nut, push the connector ON the **wrong way** round to smooth the copper tape over the dielectric with a twisting action then remove and fit the correct way round.

Twist the connector so the ferule goes between the sheath and braid over the tape and dielectric.



6. Twist the connector with a pushing action until the end of the dielectric is flush with the inside of the nut.

The cable centre conductor should protrude the connector by 1mm.

Crimp tightly using the 0.368" hex jaw in V18-203 crimp tool. On V17-100. Use 0.033 hex jaw for V17-101

Vision 3 jaw V18-203 crimp tool for all Vision crimp connectors

