

# RXM4AB2P7

miniature plug-in relay - Zelio RXM - 4 C/O -  
230 V AC - 6 A - with LED



## Main

Commercial Status	Commercialised
Range of product	Zelio Relay
Series name	Miniature
Product or component type	Plug-in relay
Device short name	RXM
Contacts type and composition	4 C/O
Contacts operation	Standard
Control circuit voltage	230 V AC
[the] conventional enclosed thermal current	6 A at -40...55 °C
Status LED	With
Control type	Pushbutton
Coil interference suppression	Without
Utilisation coefficient	20 %
Sale per indivisible quantity	10

## Complementary

Shape of pin	Flat
[Ui] rated insulation voltage	300 V conforming to UL 300 V conforming to CSA 250 V conforming to IEC
[Uimp] rated impulse withstand voltage	2.5 kV 1.2/50 µs IEC 61000-4-5
Contacts material	Silver alloy (Ag/Ni)
[Ie] rated operational current	8 A (AC-1/DC-1) conforming to UL 6 A (AC-1/DC-1) NO conforming to IEC 3 A (AC-1/DC-1) NC conforming to IEC
Minimum switching current	10 mA
Maximum switching voltage	250 V DC 250 V AC conforming to IEC
Minimum switching voltage	17 V
Resistive rated load	6 A at 28 V DC 6 A at 250 V AC
Maximum switching capacity	168 W, DC circuit 1500 VA, AC circuit
Minimum switching capacity	170 mW
Operating rate	<= 18000 cycles/hour no-load <= 1200 cycles/hour under load
Mechanical durability	10000000 cycles
Electrical durability	100000 cycles for resistive load
Average consumption in VA	1.2 AC 60 Hz
Drop-out voltage threshold	>= 0.15 U <sub>c</sub> AC
Operating time	20 ms between coil energisation and making of the On-delay contact 20 ms between coil de-energisation and making of the Off-delay contact
Average resistance	15000 Ohm, AC circuit at 20 °C +/- 15 %
Rated operational voltage limits	184...253 V AC
Protection category	RT I
Operating position	Any position

The information provided in this documentation contains general descriptions and/or technical characteristics of the performance of the products contained herein. This documentation is not intended as a substitute for and is not to be used for determining suitability or reliability of these products for specific user applications. It is the duty of any such user or integrator to perform the appropriate and complete risk analysis, evaluation and testing of the products with respect to the relevant specific application or use thereof. Neither Schneider Electric Industries SAS nor any of its affiliates or subsidiaries shall be responsible or liable for misuse of the information contained herein.

CAD overall width	21 mm
CAD overall height	27 mm
CAD overall depth	55 mm
Product weight	0.037 kg

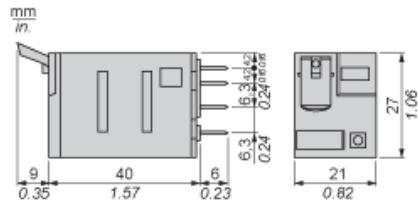
## Environment

Dielectric strength	2000 V AC (between poles) 2000 V AC (between coil and contact) 1300 V AC (between contacts)
Product certifications	CSA GOST Lloyds UL
Standards	EN/IEC 61810-1 UL 508 CSA C22.2 No 14
Ambient air temperature for storage	-40...85 °C
Ambient air temperature for operation	-40...55 °C
Vibration resistance	5 gn (f = 10...150 Hz), amplitude +/- 1 mm (on 10 cycles not operating) conforming to EN/IEC 60068-2-27 3 gn (f = 10...150 Hz), amplitude +/- 1 mm (on 10 cycles in operation) conforming to EN/IEC 60068-2-27
IP degree of protection	IP40 conforming to EN/IEC 60529
Shock resistance	30 gn for 11 ms not operating conforming to EN/IEC 60068-2-27 10 gn for 11 ms in operation conforming to EN/IEC 60068-2-27

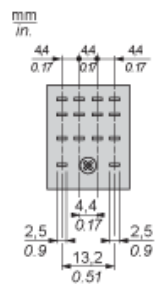
## Contractual warranty

Period	18 months
--------	-----------

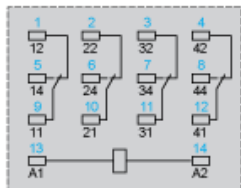

Dimensions



Pin Side View



## Wiring Diagram

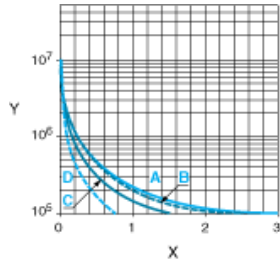


Symbols shown in blue correspond to Nema marking.

Electrical Durability of Contacts

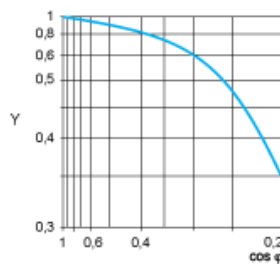
Durability (inductive load) = durability (resistive load) x reduction coefficient.

Resistive AC load



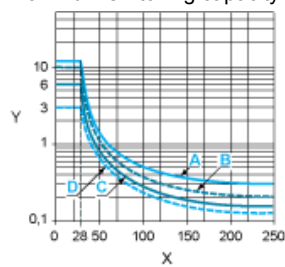
- X Switching capacity (kVA)
- Y Durability (Number of operating cycles)
- A RXM2AB...
- B RXM3AB...
- C RXM4AB...
- D RXM4GB...

Reduction coefficient for inductive AC load (depending on power factor  $\cos \phi$ )



- Y Reduction coefficient (A)

Maximum switching capacity on resistive DC load



- X Voltage DC
- Y Current DC
- A RXM2AB...
- B RXM3AB...
- C RXM4AB...
- D RXM4GB...