

Series FMS SIM Card Reader (Push / Push, Std. Type w. and w/o Switch)

Specifications

Insulation Resistance:	500MΩ min. at 500V DC
Withstanding Voltage:	250V ACrms for 1 minute
Contact Resistance:	100mΩ max. at 10mA / 20mV max.
Current Rating:	0.5A
Voltage Rating:	5.0Vrms
Operating Temp. Range:	-55°C to +85°C
Mating Cycles:	5,000 insertions

Materials and Finish

Insulator:	LCP, glass filled (UL94V-0)
Contact Plating:	Mating Face - Gold over Nickel Solder Tails - Gold over Nickel

Features

- Comforms to GSM11.11 standard for the European mobile phone system
- Smooth extraction function by Push / Push mechanism
- With and without switch
- For assembly on top of the PC-Board
- Tape and Reel Packaging (800 pcs./reel)

Part Number (Details)

FMS006Z - 2000 - 0

without Switch

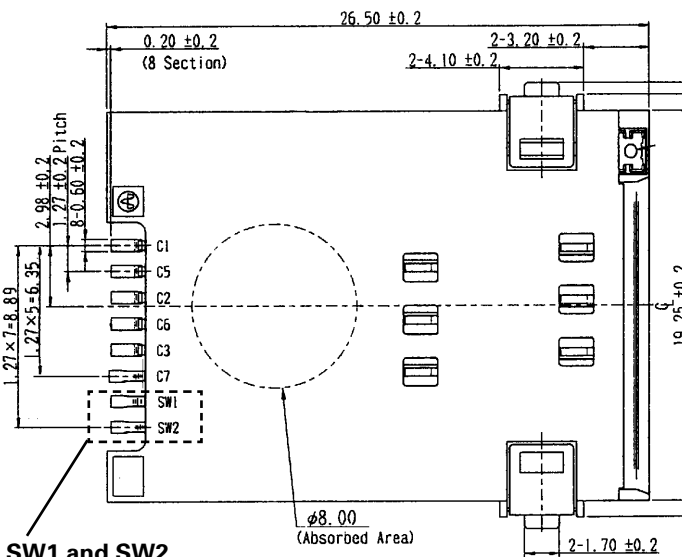
FMS006Z - 2001 - 1

with Switch



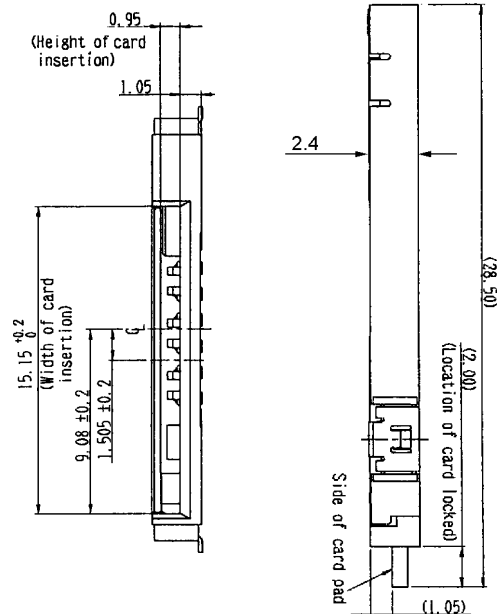
SIM Card Reader

Outline Connector Dimensions for FMS006Z-200*-*



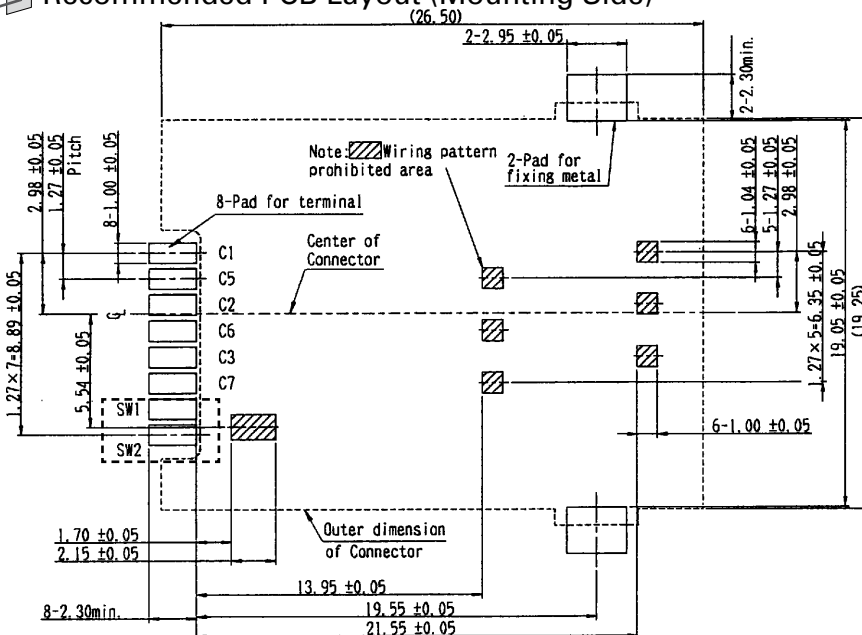
**SW1 and SW2
for FMS006Z-2001-1 only**

View A

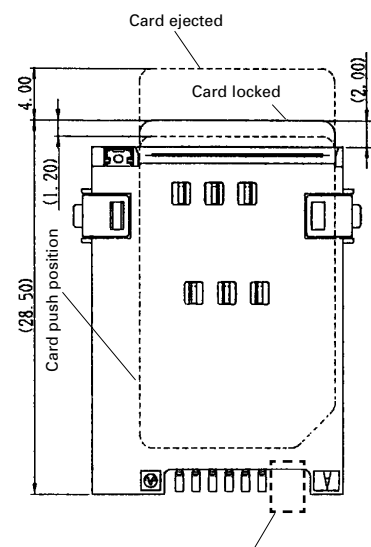


View A (with card)

Recommended PCB Layout (Mounting Side)



Card Insertion



For FMS006Z-2001-1 only