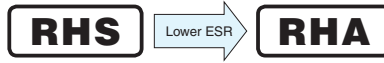


# RHS / RHA

High Capacitance (φ8)

- Low ESR, High Capacitance, High ripple current.
- Load life of 2000 hours at 105°C.
- SMD type : Lead free reflow soldering condition at 260°C peak correspondence.
- Compliant to the RoHS directive (2011/65/EU).



# FPCAP



## Specifications

Item	Performance Characteristics	
Category Temperature Range	-55 to +105°C	
Rated Voltage Range	2.5 to 35V	
Rated Capacitance Range	100 to 1500μF	
Capacitance Tolerance	±20% at 120Hz, 20°C	
Tangent of loss angle (tan δ)	Less than or equal to the specified value at 120Hz, 20°C	
ESR (*1)	Less than or equal to the specified value at 100kHz, 20°C	
Leakage Current (*2)	Less than or equal to the specified value. After 2 minutes' application of rated voltage at 20°C	
Endurance	Test condition	105°C, rated voltage 2000Hrs.
	Capacitance change	Within ±20% of initial value before test
	tan δ	150% or less than the initial specified value
	ESR(*1)	150% or less than the initial specified value
	Leakage current (*2)	Less than or equal to the initial specified value

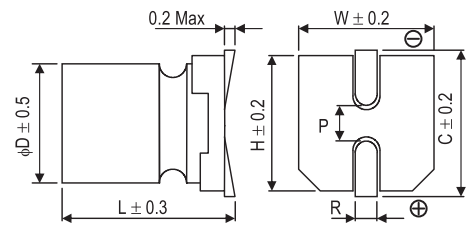
\*1 ESR should be measured at both of the terminal ends closest where the terminals protrude through the plastic platform.

\*2 Conditioning : If any doubt arises, measure the leakage current after the voltage treatment of applying DC rated voltage continuously to the capacitor for 120 minutes at 105°C.

## Size List (ESR)

[Upper value : φD×L(mm), Lower value : ESR(mΩ)]

Cap [μF]	R.V.(V)		4.0		6.3		10		16		20		25		35	
	RHS	RHA	RHS	RHA	RHS	RHA	RHS	RHA	RHS	RHA	RHS	RHS	RHS	RHS	RHS	RHS
100														8x8.7 (18)	8x8.7 (25)	
150							8x6.7 (25)		8x6.7 (22)							
270									8x6.7 (22)							
330					8x6.7 (9)	8x7.7 (19)										
390					8x6.7 (18)	8x6.7 (9)				8x11.7 (14)						
470						8x6.7 (9)										
560			8x6.7 (16)	8x6.7 (8)		8x7.7 (9)		8x11.7 (14)								
680		8x6.7 (8)		8x7.7 (8)												
820	8x11.7 (9)	8x6.7 (8)			8x11.7 (10)											
1000		8x7.7 (8)			8x11.7 (10)											
1200			8x11.7 (9)													
1500	8x11.7 (9)		8x11.7 (12)													



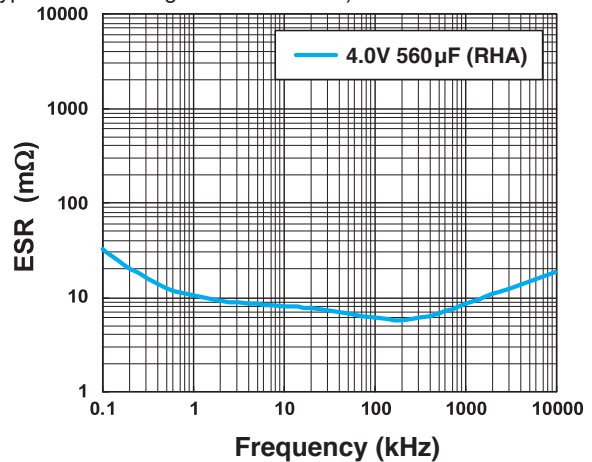
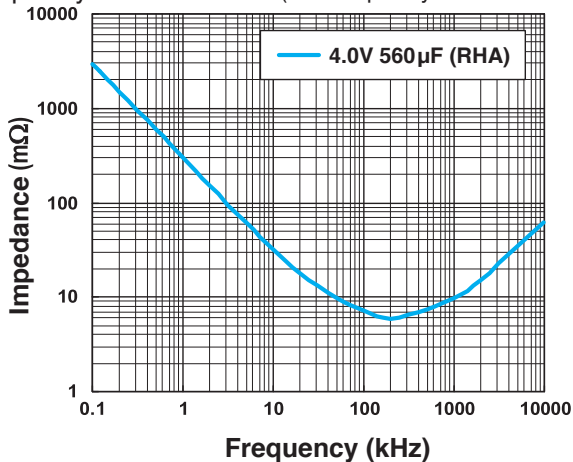
φD×L	W	H	C	R	P
8×6.7	8.3	8.3	9.0	0.8 to 1.1	3.2
8×7.7	8.3	8.3	9.0	0.8 to 1.1	3.2
8×8.7	8.3	8.3	9.0	0.8 to 1.1	3.2
8×11.7	8.3	8.3	9.0	0.8 to 1.1	3.2

# RHS / RHA

■ Standard Ratings

Rated Voltage (V) (code)	Surge Voltage (V)	Rated Capacitance (μF)	Case Size φD×L (mm)	tan δ	Leakage Current (μA, 2min.)	ESR (mΩ, 100kHz)	Rated Ripple Current (mArms)	NICHICON	FPCAP
2.5 (0E)	2.8	680	8×6.7	0.12	700	8	5000	RHA0E681MCN1GS	FP-2R5ME681M-HAR
		820	8×11.7	0.12	700	9	5400	RHS0E821MCN1GS	FP-2R5ME821M-HSR
		820	8×6.7	0.12	700	8	5000	RHA0E821MCN1GS	FP-2R5ME821M-HAR
		1000	8×7.7	0.12	750	8	5000	RHA0E102MCN1GS	FP-2R5ME102M-HAR
		1500	8×11.7	0.12	1125	9	5400	RHS0E152MCN1GS	FP-2R5ME152M-HSR
4.0 (0G)	4.6	560	8×6.7	0.12	700	16	3200	RHS0G561MCN1GS	FP-4R0ME561M-HSR
		560	8×6.7	0.12	700	8	5000	RHA0G561MCN1GS	FP-4R0ME561M-HAR
		680	8×7.7	0.12	816	8	5000	RHA0G681MCN1GS	FP-4R0ME681M-HAR
		1200	8×11.7	0.12	1440	9	5400	RHS0G122MCN1GS	FP-4R0ME122M-HSR
		1500	8×11.7	0.12	1800	12	4700	RHS0G152MCN1GS	FP-4R0ME152M-HSR
6.3 (0J)	7.2	330	8×6.7	0.12	700	9	4500	RHA0J331MCN1GS	FP-6R3ME331M-HAR
		390	8×6.7	0.12	737	18	3200	RHS0J391MCN1GS	FP-6R3ME391M-HSR
		390	8×6.7	0.12	737	9	4500	RHA0J391MCN1GS	FP-6R3ME391M-HAR
		470	8×6.7	0.12	888	9	4500	RHA0J471MCN1GS	FP-6R3ME471M-HAR
		560	8×7.7	0.12	1058	9	4500	RHA0J561MCN1GS	FP-6R3ME561M-HAR
		820	8×11.7	0.12	1550	10	5150	RHS0J821MCN1GS	FP-6R3ME821M-HSR
		1000	8×11.7	0.12	1890	10	5150	RHS0J102MCN1GS	FP-6R3ME102M-HSR
10 (1A)	11.5	150	8×6.7	0.12	700	25	3000	RHS1A151MCN1GS	FP-010ME151M-HSR
		330	8×7.7	0.12	660	19	3390	RHS1A331MCN1GS	FP-010ME331M-HSR
16 (1C)	18.4	150	8×6.7	0.12	700	22	3220	RHA1C151MCN1GS	FP-016ME151M-HAR
		270	8×6.7	0.12	864	22	3300	RHA1C271MCN1GS	FP-016ME271M-HAR
		560	8×11.7	0.12	1792	14	4950	RHS1C561MCN1GS	FP-016ME561M-HSR
20 (1D)	23.0	390	8×11.7	0.12	1560	14	4950	RHS1D391MCN1GS	FP-020ME391M-HSR
25 (1E)	28.7	100	8×8.7	0.12	700	18	4000	RHS1E101MCN1GS	FP-025ME101M-HSR
35 (1V)	40.2	100	8×8.7	0.12	700	25	3000	RHS1V101MCN1GS	FP-035ME101M-HSR

■ Frequency Characteristics (The frequency characteristics are typical and not a guaranteed value.)



- Taping specifications are given in page 28.
- Recommended land size, soldering by reflow are given in page 25.
- Please refer to page 3 for the minimum order quantity.