

# Header - PC 4/ 2-G-7,62 - 1804797

Please be informed that the data shown in this PDF Document is generated from our Online Catalog. Please find the complete data in the user's documentation. Our General Terms of Use for Downloads are valid (<http://phoenixcontact.com/download>)



Header, Nominal current: 20 A, Rated voltage (III/2): 630 V, Number of positions: 2, Pitch: 7.62 mm, Color: green, Contact surface: Tin, Mounting: Wave soldering, Mounting flange: Accessory Order No. 1827570


The figure shows a 5-pos. version of the product

## Why buy this product

- Well-known mounting principle allows worldwide use



## Key Commercial Data

Packing unit	50 pc
Minimum order quantity	50 pc
GTIN	 4 017918 046231
Weight per Piece (excluding packing)	3.5 g
Custom tariff number	85366990
Country of origin	Germany

## Technical data

### Dimensions

Length	29 mm
Pitch	7.62 mm
Dimension a	7.62 mm
Width	15.22 mm
Constructional height	14.3 mm
Height	20 mm
Length of the solder pin	5 mm
Pin dimensions	1 x 0,8 mm
Hole diameter	1.3 mm

### General

# Header - PC 4/ 2-G-7,62 - 1804797

## Technical data

### General

Range of articles	PC 4/..-G
Insulating material group	I
Rated surge voltage (III/3)	6 kV
Rated surge voltage (III/2)	6 kV
Rated surge voltage (II/2)	6 kV
Rated voltage (III/3)	400 V
Rated voltage (III/2)	630 V
Rated voltage (II/2)	630 V
Connection in acc. with standard	EN-VDE
Nominal current I <sub>N</sub>	20 A
Maximum load current	20 A
Insulating material	PA
Flammability rating according to UL 94	V0
Color	green
Number of positions	2

### Standards and Regulations

Connection in acc. with standard	EN-VDE
	CSA
Flammability rating according to UL 94	V0

### Classifications

#### eCl@ss

eCl@ss 4.0	272607xx
eCl@ss 4.1	27260701
eCl@ss 5.0	27260701
eCl@ss 5.1	27260701
eCl@ss 6.0	27260704
eCl@ss 7.0	27440402
eCl@ss 8.0	27440402
eCl@ss 9.0	27440402

#### ETIM

ETIM 3.0	EC001121
ETIM 4.0	EC002637
ETIM 5.0	EC002637

#### UNSPSC

UNSPSC 6.01	30211810
UNSPSC 7.0901	39121409
UNSPSC 11	39121409

# Header - PC 4/ 2-G-7,62 - 1804797

## Classifications

### UNSPSC

UNSPSC 12.01	39121409
UNSPSC 13.2	39121409

## Approvals

### Approvals

#### Approvals

CSA / UL Recognized / cUL Recognized / LR / GL / BV / DNV / RS / EAC / cULus Recognized

#### Ex Approvals

#### Approvals submitted

### Approval details

CSA		
	B	C
Nominal current IN	20 A	20 A
Nominal voltage UN	300 V	300 V

UL Recognized		
	B	C
Nominal current IN	20 A	20 A
Nominal voltage UN	300 V	300 V

cUL Recognized		
	B	C
Nominal current IN	20 A	20 A
Nominal voltage UN	300 V	300 V

LR
----

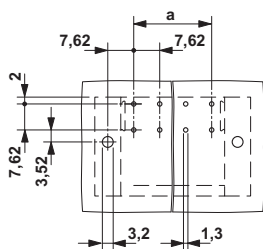
# Header - PC 4/ 2-G-7,62 - 1804797

## Approvals

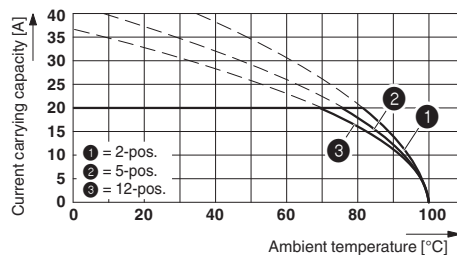
GL
BV
DNV
RS
EAC
cULus Recognized  US

## Drawings

Drilling diagram

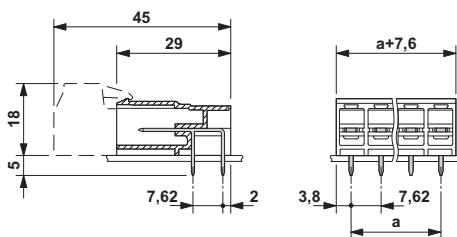


Diagram



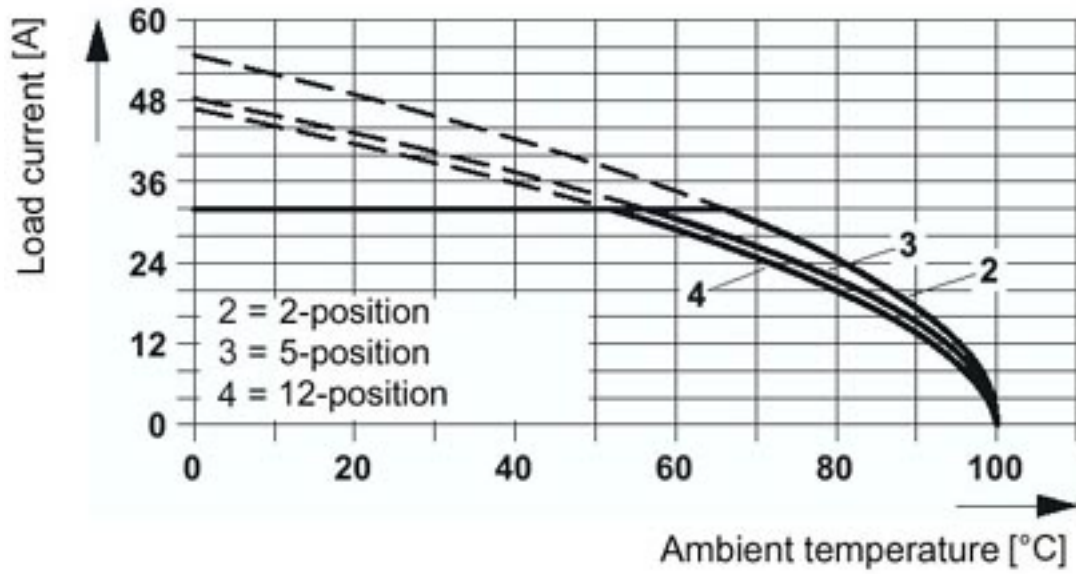
Derating curve for: PC 4/...-ST-7,62 with PC 4/...-G-7,62

Dimensional drawing



## Header - PC 4/ 2-G-7,62 - 1804797

Diagram



The illustration shows the derating curve for plugs PC 5/...-ST-7,62 in combination with header PC 4/...-G-7,62.