


- Description and Handling -

Fixing



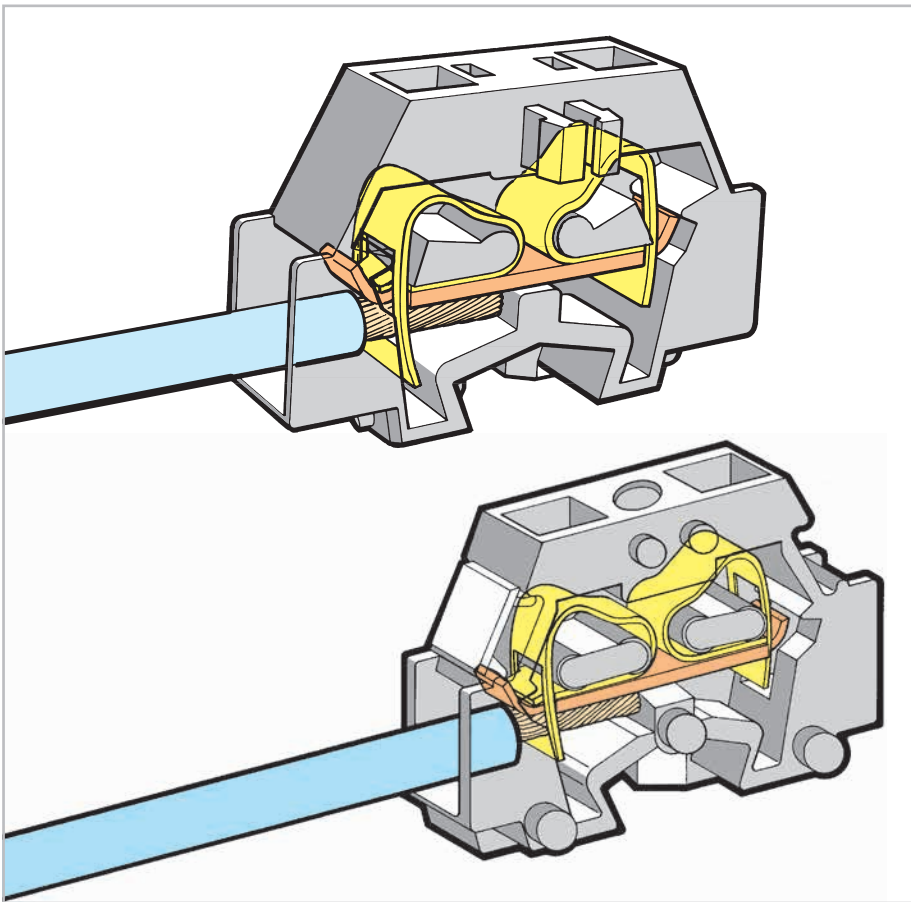
Terminal strip with snap-in mounting feet, mounting in holes.




Terminal strip with snap-in mounting feet, mounting onto special aluminum rail.



Terminal strip with fixing flanges, screw mounting of 209-123 mounting adapter (The distance between mounting adapters should be 25 - 30 mm).




Fixing




Terminal strip with fixing flanges, on DIN 35 rail.

Fixing




Terminal strip with snap-in mounting feet, connecting to 209-123 mounting adapter (The distance between mounting adapters should be 25 - 30 mm).

Marking




Marking with self-adhesive marker strips.



Marking by direct printing (on request).

Fixing



Terminal strip with snap-in mounting feet, on DIN 35 rail.



fine-stranded, tip-bonded



fine-stranded, with ferrule ❶ (gastight crimped)



fine-stranded, with pin terminal (gastight crimped)

❶ When using ferruled conductors, it is necessary to use a terminal block one size larger than the nominal cross section of the wire.