

Features

Regulated Converters

- 2:1 Input Range Voltage
- Efficiency up to 80%
- EMI Class A without external components
- Continuous Short Circuit Protection
- No Minimum Load Required

Description

The REC6A series is cost efficient, general purpose isolated DC/DC converter containing a built in Class A EMC filter. The converter is designed to run from industry standard 24V or 5V unregulated supplies and is typically used to provide an isolated, regulated, short circuit protected output. Under Voltage Lockout is available as an option. These converters are designed for industrial applications, can drive high capacitive loads and operate over the full -40°C to +65°C temperature range without derating.

Selection Guide

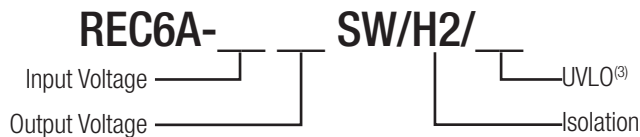
Part Number	Input Voltage Range [VDC]	Output Voltage [VDC]	Output Current [mA]	Efficiency typ. ⁽¹⁾ [%]	max. Capacitive Load ⁽²⁾ [μF]
REC6A-0505SW/H2 ⁽³⁾	4.5-9	5	1200	73	6800
REC6A-2405SW/H2 ⁽³⁾	18-36	5	1200	80	6800

Notes:

Note1: Efficiency is test by nominal input and full load at +25°C ambient.

Note2: Max Cap Load is test by nominal input and full resistive load.

Model Numbering



Ordering Examples:

REC6A-0505SW/H2: Single Output, 4.5-9Vin (2:1) and 5Vout, 2kVDC Isolation

REC6A-2405S/H2/X: Single Output, 18-36Vin (2:1) and 5Vout, 2kVDC Isolation, UVLO option

Notes:

Note3: add suffix "/X1" for optional Under Voltage Lockout without suffix is without Under Voltage Lockout option

Specifications measured at T_a= 25°C, nominal input voltage, full load, otherwise noted

BASIC CHARACTERISTICS				
Parameter	Condition	Min.	Typ.	Max.
Internal Input Filter				Pi Type
Input Voltage Range	nom. Vin = 5V nom. Vin = 24V	4.5VDC 18VDC		9VDC 36VDC
Input Surge Voltage	Vin = 5V Vin = 24V			10VDC 50VDC
Quiescent Current	Vin = 5V Vin = 24V		80mA 20mA	
Start-up Time			10ms	
Internal Operating Frequency		120kHz		
Minimum Load		0%		
Output Ripple and Noise	measured with 20MHz bandwidth and a 0.47μF ceramic capacitor			50mVp-p
Under Voltage Lockout ⁽³⁾	Vin = 5V DC-DC ON DC-DC OFF		3.0VDC	3.2VDC
	Vin = 24V DC-DC ON DC-DC OFF		15.6VDC	16.5VDC


continued on next page

RECOM

DC/DC Converter

REC6A

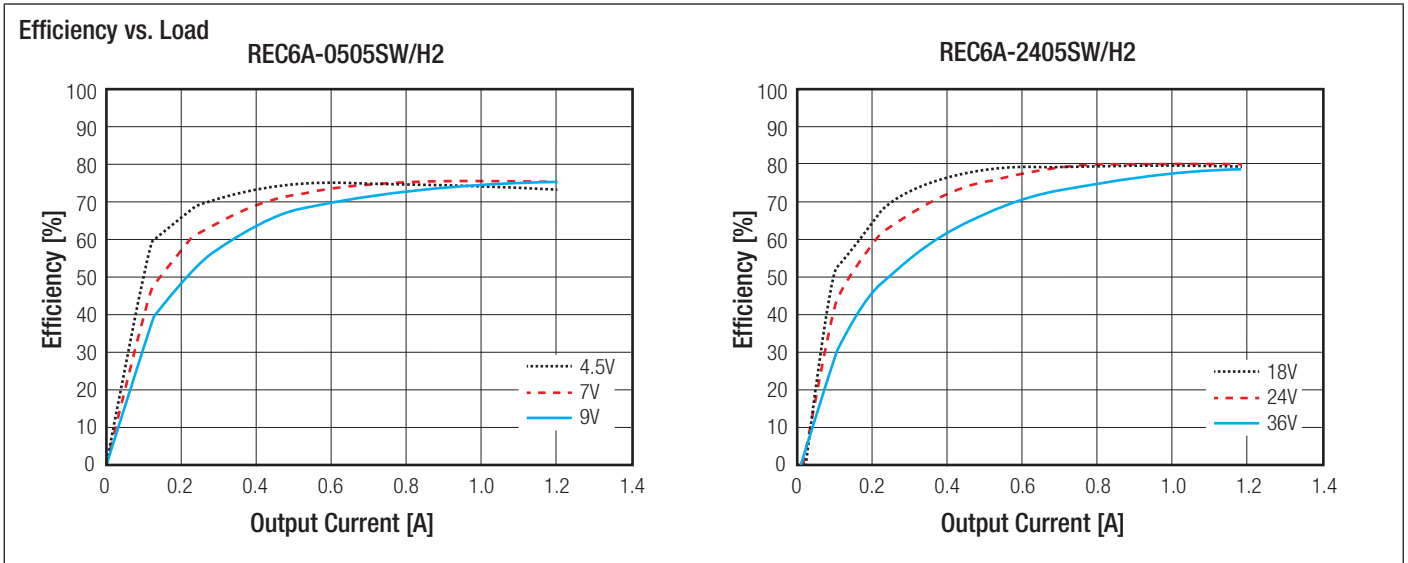
6 Watt DIP24 Package



C_{UL} US
E224736

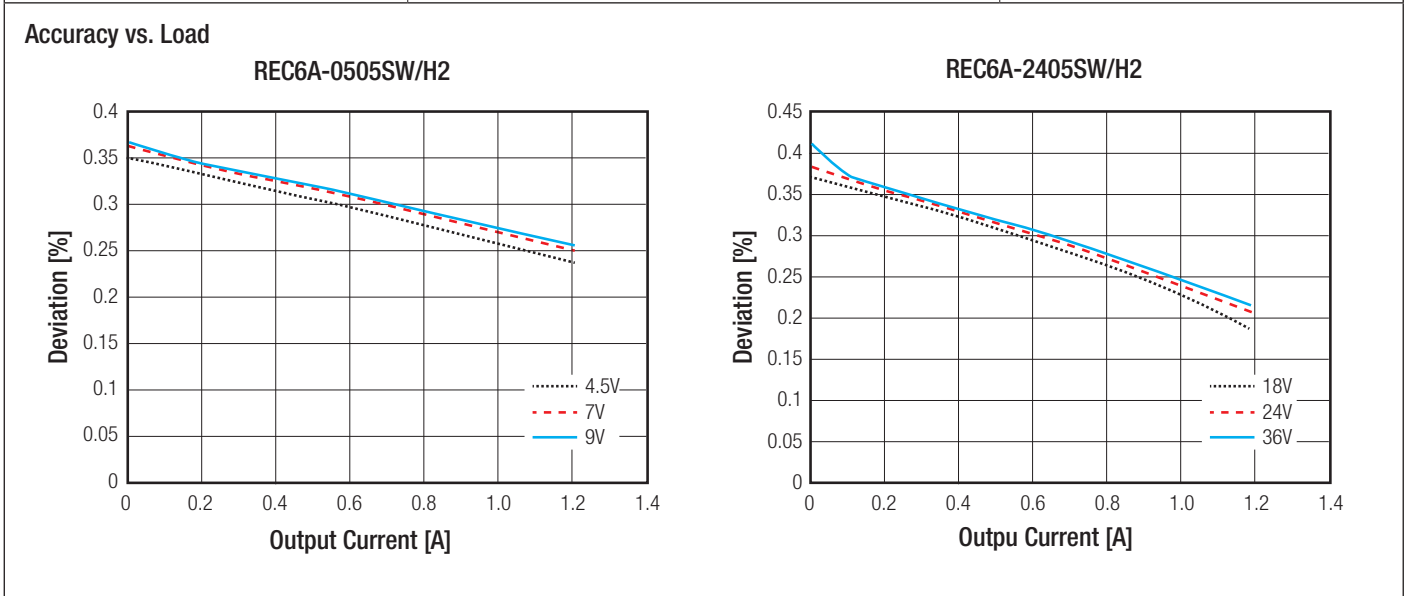
UL60950 Pending
EN55022 Pending

Specifications measured at $T_a = 25^\circ\text{C}$, nominal input voltage, full load, otherwise noted



REGULATIONS

Parameter	Condition	Values
Output Accuracy		$\pm 2.0\%$ typ.
Line Regulation	low line to high line	$\pm 0.3\%$ max.
Load Regulation	0% to 100% load	$\pm 0.6\%$ max.



PROTECTIONS

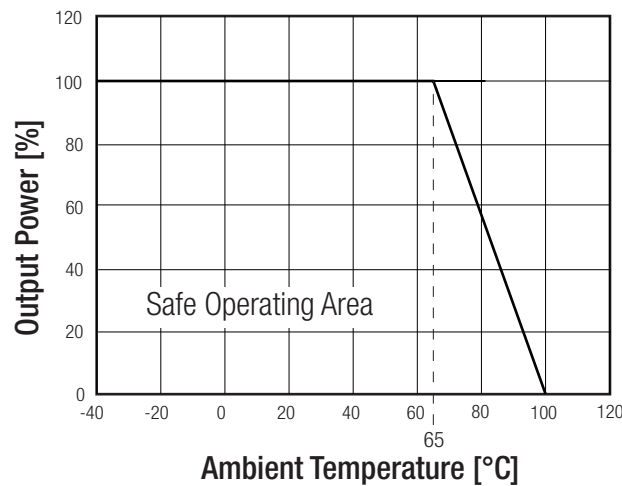
Parameter	Condition	Value
Short Circuit Protection (SCP)	below $100\text{m}\Omega$	continuous, automatic recovery
Over Load Protection (OLP)		120% min.
Isolation Voltage		2kVDC / 1s
Isolation Resistance		$1\text{G}\Omega$ min.
Isolation Capacitance		2200pF max.
Insulation Grade		Functional

Specifications measured at $T_a = 25^\circ\text{C}$, nominal input voltage, full load, otherwise noted

ENVIRONMENTAL		
Parameter	Condition	Value
Operating Temperature Range		-40°C to +65°C
Maximum Case Temperature		+100°C
Temperatur Coefficient		$\pm 0.05\%/^\circ\text{C}$
Thermal Impedance		20°C/W
Operating Altitude		2000m
Operating Humidity	non-condensing	5% to 95% RH
Pollution Degree		PD3
MTBF	according to MIL-HDBK-217F, G.B.	+25°C +65°C 1333 x 10 ³ h 499 x 10 ³ h

Derating Graph

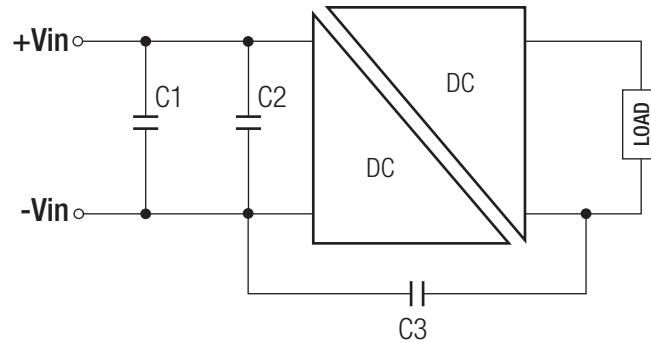
(@ Chamber and natural convection 0.1 m/s)



SAFETY AND CERTIFICATIONS		
Certificate Type	Report / File Number	Standard
Information Technology Equipment, General Requirements for Safety	E224736 pending	UL60950-1 CSA C22.2 No. 60950-1
Audio/video, information and communication technology equipment. Safety requirements	pending	EN62368-1
EMC Compliance	Condition	Standard / Criterion
Information technology equipment - Radio disturbance characteristics - Limits and methods of measurement ⁽⁴⁾	with external components	EN55022, Class B
ESD Electrostatic discharge immunity test	Air $\pm 8\text{kV}$ and Contact $\pm 4\text{kV}$	EN61000-4-2, Criteria A
Radiated, radio-frequency, electromagnetic field immunity test	10 V/m	EN61000-4-3
Fast Transient and Burst Immunity	$\pm 1\text{kV}$	EN61000-4-4, Criteria B
Surge Immunity	$\pm 1\text{kV}$	EN61000-4-5, Criteria A
Immunity to conducted disturbances, induced by radio-frequency fields	3 Vr.m.s	EN61000-4-6
<p>Notes:</p> <p>Note4: Meets EMI Class A without external components and Class B with external components.</p> <p style="text-align: center;">continued on next page</p>		

Specifications (measured at $T_a = 25^\circ\text{C}$, nominal input voltage, full load and after warm up unless otherwise specified)

EMI Filtering according to EN55022 Class B

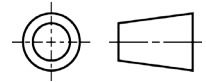
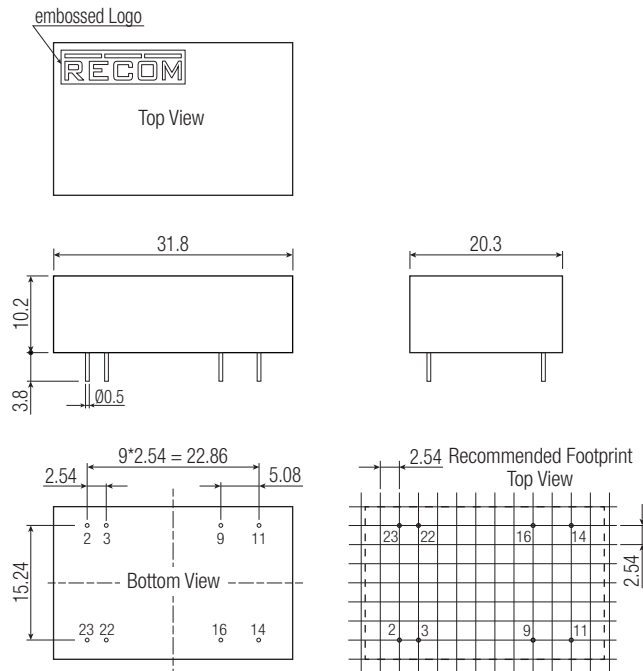


MODEL	C1	C2	C3
REC6A-0505SW/H2	47 μF /50V	47 μF /50V	N/A
REC6A-2405SW/H2	47 μF /100V	47 μF /100V	1000pF/3kV

DIMENSION and PHYSICAL CHARACTERISTICS

Parameter	Type	Value
Material	Case	non-conductive black plastic (UL94V-0)
	Base	non-conductive black plastic (UL94V-0)
	Potting	Silicone (UL94V-0)
Package Dimension (LxWxH)		32.0 x 20.3 x 10.2mm
Package Weight		13g

Dimension Drawing (mm)



Pin Connections

Pin #	function
2, 3	-Vin
9	NC
11	NC
14	+Vout
16	-Vout
22, 23	+Vin

Pin Pitch Tolerance ± 0.25 mm
Pin Dimension Tolerance ± 0.1 mm
Tolerance: X.X ± 0.5 mm
X.XX ± 0.25 mm

PACKAGING INFORMATION

Packaging Dimension (LxWxH)	Tube	520.0 x 22.7 x 18.3mm
Packaging Quantity		15pcs
Storage Temperature Range		-55 $^\circ\text{C}$ to +125 $^\circ\text{C}$

The product information and specifications are subject to change without prior notice. RECOM products are not authorized for use in safety-critical applications (such as life support) without RECOM's explicit written consent. A safety-critical application is defined as an application where a failure of a RECOM product may reasonably be expected to endanger or cause loss of life, inflict bodily harm or damage property. The buyer shall indemnify and hold harmless RECOM, its affiliated companies and its representatives against any damage claims in connection with the unauthorized use of RECOM products in such safety-critical applications.