



Figure similar

HOLDER FOR 3 MODULES, PLASTIC, 1NO, 1NO, LED MODULE, AMBER, 6-24V AC/DC, SCREW TERMINAL

<b>product brand name</b>	SIRIUS ACT
<b>Product designation</b>	Commanding and signaling devices
<b>Design of the product</b>	Holder
<b>Manufacturer article number</b>	
<ul style="list-style-type: none"> <li>• of supplied contact module</li> <li>• of supplied LED module</li> <li>• of the supplied holder</li> </ul>	3SU1400-1AA10-1BA0, 3SU1400-1AA10-1BA0 <a href="#">3SU1401-1BG00-1AA0</a> <a href="#">3SU1500-0AA10-0AA0</a>
<b>Actuator:</b>	
<b>Design of the operating mechanism</b>	3-way with module
<b>Number of contact modules</b>	2
<b>Holder:</b>	
<b>Material of the holder</b>	Plastic
<b>Display:</b>	
<b>Number of LED modules</b>	1
<b>General technical data:</b>	
<b>Product function</b>	
<ul style="list-style-type: none"> <li>• positive opening</li> </ul>	Yes
<b>Product component</b>	
<ul style="list-style-type: none"> <li>• diode</li> <li>• lamp transformer</li> <li>• Light source</li> <li>• series resistor</li> </ul>	Yes No Yes No
<b>Insulation voltage</b>	
<ul style="list-style-type: none"> <li>• Rated value</li> </ul>	320 V

<b>Degree of pollution</b>	3
<b>Shock resistance</b>	
<ul style="list-style-type: none"> <li>• acc. to IEC 60068-2-27</li> </ul>	Sinusoidal half-wave 50 g / 11 ms
<b>Vibration resistance</b>	
<ul style="list-style-type: none"> <li>• acc. to IEC 60068-2-6</li> </ul>	10 ... 500 Hz: 5g
<b>Surge voltage resistance Rated value</b>	4 kV
<b>Operating frequency maximum</b>	3 600 1/h
<b>Mechanical service life (switching cycles)</b>	
<ul style="list-style-type: none"> <li>• typical</li> </ul>	10
<b>Thermal current</b>	10 A
<b>Protection class IP</b>	
<ul style="list-style-type: none"> <li>• of the terminal</li> </ul>	IP20
<b>Equipment marking</b>	
<ul style="list-style-type: none"> <li>• acc. to DIN EN 61346-2</li> </ul>	U
<ul style="list-style-type: none"> <li>• acc. to DIN EN 81346-2</li> </ul>	U
<b>Design of the fuse link for short-circuit protection of the auxiliary switch with type of assignment 1 required</b>	gG / Dz 10 A, quick-acting / Dz 10 A
<b>Continuous current of the C characteristic MCB</b>	10 A
<b>Operating voltage</b>	
<ul style="list-style-type: none"> <li>• with AC <ul style="list-style-type: none"> <li>— at 50 Hz Rated value</li> <li>— at 60 Hz Rated value</li> </ul> </li> <li>• for DC Rated value <ul style="list-style-type: none"> <li>— maximum</li> <li>— minimum</li> </ul> </li> </ul>	6 ... 24 V 6 ... 24 V  24 V 6 V

#### Power Electronics:

<b>Contact reliability</b>	One maloperation per 100 million (17 V, 5 mA), one maloperation per 10 million (5 V, 1 mA)
----------------------------	--

#### Auxiliary circuit:

<b>Number of NC contacts</b>	
<ul style="list-style-type: none"> <li>• for auxiliary contacts</li> </ul>	0
<b>Number of NO contacts</b>	
<ul style="list-style-type: none"> <li>• for auxiliary contacts</li> </ul>	2
<b>Number of CO contacts</b>	
<ul style="list-style-type: none"> <li>• for auxiliary contacts</li> </ul>	0
<b>Design of the contact of the auxiliary contacts</b>	Silver alloy
<b>Operating current at AC-15</b>	
<ul style="list-style-type: none"> <li>• at 230 V Rated value</li> </ul>	6 A

#### Connections/ Terminals:

<b>Type of electrical connection</b>	
<ul style="list-style-type: none"> <li>• of modules and accessories</li> </ul>	Screw-type terminal

<b>Type of connectable conductor cross-section</b>	
<ul style="list-style-type: none"> <li>• solid with core end processing</li> <li>• solid without core end processing</li> <li>• finely stranded with core end processing</li> <li>• finely stranded without core end processing</li> <li>• for AWG conductors</li> </ul>	<p>2x (0.5 ... 0.75 mm<sup>2</sup>)</p> <p>2x (1.0 ... 1.5 mm<sup>2</sup>)</p> <p>2x (0.5 ... 1.5 mm<sup>2</sup>)</p> <p>2x (1,0 ... 1,5 mm<sup>2</sup>)</p> <p>2x (18 ... 14)</p>
<b>Tightening torque</b>	
<ul style="list-style-type: none"> <li>• with screw-type terminals</li> </ul>	0.8 ... 0.9 N·m

#### Lamp:

<b>Type of light source</b>	LED
<b>Color of the light source</b>	amber

#### Ambient conditions:

<b>Ambient temperature</b>	
<ul style="list-style-type: none"> <li>• during operation</li> <li>• during storage</li> </ul>	<p>-25 ... +70 °C</p> <p>-40 ... +80 °C</p>

#### Installation/ mounting/ dimensions:

<b>Mounting type</b>	
<ul style="list-style-type: none"> <li>• of modules and accessories</li> </ul>	Front plate mounting
<b>Height</b>	40 mm
<b>Width</b>	30 mm
<b>Shape of the installation opening</b>	round

#### Certificates/ approvals:

#### Further information

**Information- and Downloadcenter (Catalogs, Brochures,...)**

<http://www.siemens.com/industrial-controls/catalogs>

**Industry Mall (Online ordering system)**

<http://www.siemens.com/industrymall>

**Cax online generator**

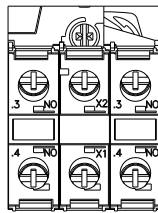
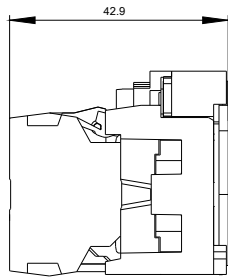
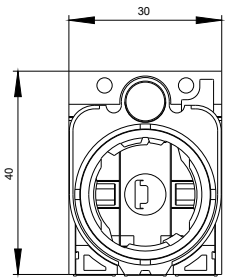
<http://support.automation.siemens.com/WW/CAXorder/default.aspx?lang=en&mlfb=3SU15011AG001NA0>

**Service&Support (Manuals, Certificates, Characteristics, FAQs,...)**

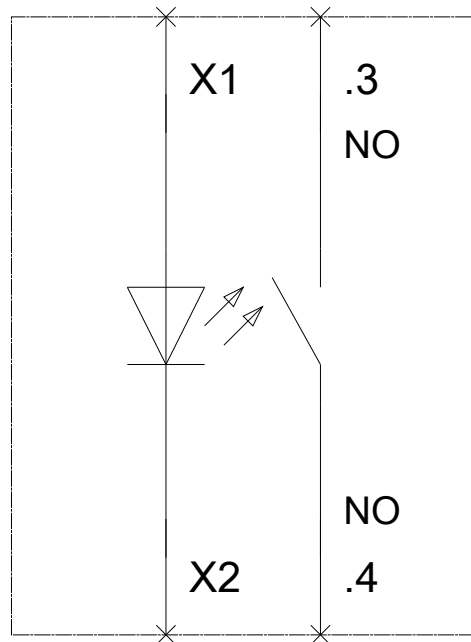
<https://support.industry.siemens.com/cs/ww/en/ps/3SU15011AG001NA0>

**Image database (product images, 2D dimension drawings, 3D models, device circuit diagrams, EPLAN macros, ...)**

[http://www.automation.siemens.com/bilddb/cax\\_de.aspx?mlfb=3SU15011AG001NA0&lang=en](http://www.automation.siemens.com/bilddb/cax_de.aspx?mlfb=3SU15011AG001NA0&lang=en)



**-P**  
6-24 V AC/DC



last modified:

27.04.2015