



Model Number

NJ5-18GK-N

Features

- 5 mm flush
- Usable up to SIL 2 acc. to IEC 61508

Accessories

BF 18
Mounting flange, 18 mm

Technical Data

General specifications

| | | |
|----------------------------|-------|---------------|
| Switching element function | | NAMUR, NC |
| Rated operating distance | s_n | 5 mm |
| Installation | | flush |
| Output polarity | | NAMUR |
| Assured operating distance | s_a | 0 ... 4.05 mm |
| Reduction factor r_{Al} | | 0.4 |
| Reduction factor r_{Cu} | | 0.3 |
| Reduction factor r_{304} | | 0.85 |

Nominal ratings

| | | |
|------------------------------|-------|--------------------------------------|
| Nominal voltage | U_o | 8.2 V (R_i approx. 1 k Ω) |
| Switching frequency | f | 0 ... 500 Hz |
| Hysteresis | H | 1 ... 10 typ. 5 % |
| Current consumption | | |
| Measuring plate not detected | | ≥ 3 mA |
| Measuring plate detected | | ≤ 1 mA |

Ambient conditions

| | | |
|---------------------|--|---------------------------------|
| Ambient temperature | | -25 ... 100 °C (-13 ... 212 °F) |
|---------------------|--|---------------------------------|

Mechanical specifications

| | | |
|----------------------|--|-----------------------|
| Connection type | | cable PVC , 2 m |
| Core cross-section | | 0.75 mm ² |
| Housing material | | PBT/PPS |
| Sensing face | | PBT |
| Degree of protection | | IP66 / IP68 |
| Cable | | |
| Bending radius | | > 10 x cable diameter |

General information

| | | |
|---------------------------|--|-------------------------|
| Use in the hazardous area | | see instruction manuals |
| Category | | 2G; 1D |

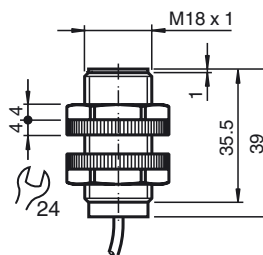
Compliance with standards and directives

| | | |
|---------------------|--|-----------------------------------------|
| Standard conformity | | |
| NAMUR | | EN 60947-5-6:2000 IEC 60947-5-6:1999 |
| Standards | | EN 60947-5-2:2007 IEC 60947-5-2:2007 |

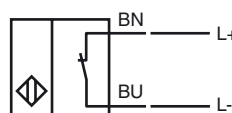
Approvals and certificates

| | | |
|-----------------|--|--------------------------------------------------------------------|
| FM approval | | |
| Control drawing | | 116-0165 |
| UL approval | | cULus Listed, General Purpose |
| CSA approval | | cCSAus Listed, General Purpose |
| CCC approval | | CCC approval / marking not required for products rated ≤ 36 V |

Dimensions



Electrical Connection



Release date: 2016-08-03 12:09 Date of issue: 2016-08-03 106444_eng.xml

Equipment protection level Gb

Instruction

Device category 2G

EC-Type Examination Certificate

CE marking

ATEX marking

Directive conformity

Standards

Appropriate type

Effective internal inductivity C_i Effective internal inductance L_i

General

Maximum permissible ambient temperature T_{amb}

Installation, commissioning

Maintenance

Special conditions


Protection from mechanical danger

Manual electrical apparatus for hazardous areas

for use in hazardous areas with gas, vapour and mist

PTB 00 ATEX 2048 X

CE 0102

 II 2G Ex ia IIC T6...T1 Gb The Ex-related marking can also be printed on the enclosed label.

94/9/EG

EN 60079-0:2012+A11:2013 EN 60079-11:2012 Ignition protection "Intrinsic safety"
Use is restricted to the following stated conditions

NJ 5-18GK-N...

 ≤ 70 nF ; a cable length of 10 m is considered. ≤ 50 μ H ; a cable length of 10 m is considered.

The apparatus has to be operated according to the appropriate data in the data sheet and in this instruction manual. The EC-Type Examination Certificate has to be observed. The special conditions must be adhered to!

Directive 94/9/EG and hence also EC-Type Examination Certificates apply in general only to the use of electrical apparatus under atmospheric conditions.

The use in ambient temperatures of > 60 °C was tested with regard to hot surfaces by the mentioned certification authority.

If the equipment is not used under atmospheric conditions, a reduction of the permissible minimum ignition energies may have to be taken into consideration.

Details of the correlation between the type of circuit connected, the maximum permissible ambient temperature, the temperature class, and the effective internal reactance values can be found on the EC-type examination certificate.

Laws and/or regulations and standards governing the use or intended usage goal must be observed. The intrinsic safety is only assured in connection with an appropriate related apparatus and according to the proof of intrinsic safety.

If the Ex-related marking is printed only on the supplied label, then this must be attached in the immediate vicinity of the sensor. The sticking surface for the label must be clean and free from grease. The attached label must be legible and indelible, including in the event of possible chemical corrosion.

No changes can be made to apparatus, which are operated in hazardous areas. Repairs to these apparatus are not possible.

The connecting parts of the sensor must be set up in such a way that degree of protection IP20, in accordance with IEC 60529, is achieved as a minimum.

When using the device in a temperature range of -60 °C to -20 °C, protect the sensor against the effects of impact by installing an additional enclosure. The information regarding the minimum ambient temperature for the sensor as provided in the datasheet must also be observed.

Equipment protection level Da

Instruction

Device category 1D

EC-Type Examination Certificate

CE marking

ATEX marking

Directive conformity

Standards

Appropriate type

Effective internal inductivity C_i Effective internal inductance L_i

General

Maximum permissible ambient temperature T_{amb}

Installation, commissioning

Maintenance

Special conditions

Protection from mechanical danger


Electrostatic charge

Manual electrical apparatus for hazardous areas

for use in hazardous areas with combustible dust

PTB 00 ATEX 2048 X

CE 0102

 II 1D Ex ia IIIC T135°C Da The Ex-related marking can also be printed on the enclosed label.

94/9/EG

EN 60079-0:2012+A11:2013 EN 60079-11:2012 Ignition protection "Intrinsic safety"
Use is restricted to the following stated conditions

NJ 5-18GK-N...

 ≤ 70 nF ; a cable length of 10 m is considered. ≤ 50 μ H ; a cable length of 10 m is considered.

The apparatus has to be operated according to the appropriate data in the data sheet and in this instruction manual.

The EC-Type Examination Certificate has to be observed.

Directive 94/9/EG and hence also EC-Type Examination Certificates apply in general only to the use of electrical apparatus under atmospheric conditions.

The use in ambient temperatures of > 60 °C was tested with regard to hot surfaces by the mentioned certification authority.

If the equipment is not used under atmospheric conditions, a reduction of the permissible minimum ignition energies may have to be taken into consideration.

Details of the correlation between the type of circuit connected, the maximum permissible ambient temperature, the surface temperature, and the effective internal reactance values can be found on the EC-type-examination certificate.

The maximum permissible ambient temperature of the data sheet must be noted, in addition, the lower of the two values must be maintained.

Laws and/or regulations and standards governing the use or intended usage goal must be observed.

The intrinsic safety is only assured in connection with an appropriate related apparatus and according to the proof of intrinsic safety.

If the Ex-related marking is printed only on the supplied label, then this must be attached in the immediate vicinity of the sensor. The sticking surface for the label must be clean and free from grease. The attached label must be legible and indelible, including in the event of possible chemical corrosion.

No changes can be made to apparatus, which are operated in hazardous areas. Repairs to these apparatus are not possible.

The connecting parts of the sensor must be set up in such a way that degree of protection IP20, in accordance with IEC 60529, is achieved as a minimum.

When using the device in a temperature range of -60 °C to -20 °C, protect the sensor against the effects of impact by installing an additional enclosure. The information regarding the minimum ambient temperature for the sensor as provided in the datasheet must also be observed.

Avoid electrostatic charges that can cause electrostatic discharge when installing or operating the device. Information on electrostatic hazards can be found in the technical specification IEC/TS 60079-32-1. Do not attach the nameplate provided in areas where electrostatic charge can build up.