



A Series

Thermoplastic Connectors

Standard products.
Custom solutions.



We Are Amphenol

Global Interconnect Solution Supplier

For over 80 years Amphenol has enjoyed success as the interconnection technology provider of choice for industry leading companies around the world. Our organization works with leading manufacturers across a wide range of applications - including Energy Generation & Distribution, Transportation, Heavy Equipment, Factory Automation, Wireless Outdoor, Information Technology and Data Communications Equipment, Mobile Devices, Mobile Networks, Broadband Communication, Military and Commercial Aerospace, Industrial, Automotive and Chip Card Readers - enabling smarter, faster and better technologies to connect products to customer solutions.

Our engineers design innovative combinations of industry standard connectors and application specific shielding components to create assembly systems that set the standards for performance, reliability, and cost effectiveness. Our engineering, materials, and manufacturing organizations meet the high standards imposed by ISO 9001:2008 as well as many customer specific quality systems. Our performance has earned us ship to stock and world class performance awards from many major OEMs.

We are one of the largest interconnect solution suppliers in the world and supply a wide range of product solutions globally. The industrial market footprint of Amphenol covers more than 30 countries.



© 2016 Amphenol Sine Systems Corporation. Every effort has been made to ensure that the information contained in this document is accurate at the time of publication. Specifications or information stated in this document are subject to change without notice. www.amphenol-sine.com +1 800 394 7732

Table of Contents

We Are Amphenol

Global Interconnect Solution Supplier	1
Standard products. Custom solutions.	5

Series Overview

Typical Applications	7
Product Overview	8
Custom Cable and Assemblies	11
Insert Arrangements - Faceviews	12

ATM™ SERIES

2 POSITIONS	7.5A	26
3 POSITIONS	7.5A	27
4 POSITIONS	7.5A	28
6 POSITIONS	7.5A	29
8 POSITIONS	7.5A	30
8 POSITIONS- B,C,D KEYS	7.5A	31
12 POSITIONS	7.5A	32
12 POSITIONS-B,C,D KEYS	7.5A	33
STRAIN RELIEF	7.5A	34
CONTACTS		38
TOOLS		39
ACCESSORIES		40

AT™ SERIES

2 POSITIONS	13A	46
3 POSITIONS	13A	47
4 POSITIONS	13A	48
6 POSITIONS	13A	49
8 POSITIONS	13A	50
8 POSITIONS- B,C,D	13A	51
12 POSITIONS	13A	52
12 POSITIONS- B,C,D,X	13A	53
13 POSITIONS	13A, 25A	54
18 POSITIONS	13A	55
STRAIN RELIEF	13A	56
REDUCED DIA. SEALS	13A	58
END CAPS	13A	62
END CAPS + REDUCED DIA. SEAL	13A	64
SOLID REAR SEAL	13A	66
LED OPTIONS	13A/12 V	68
COVERS	13A	70
J-1939	13A	71
ADAPTER	13A	72
CUSTOM		74

AT Board | Lock™

2-13 POSITIONS	13A	77
----------------	-----	----

AT Panel | Mate™

2-13 POSITIONS	13A	81
CONTACTS		83
ACCESSORIES & TOOLS		84
TOOLS		85

continued on next page

Table of Contents (con't)

ATP™ SERIES

2 POSITIONS	25A	92
4 POSITIONS	25A	93
END CAPS	25A	94
REDUCED DIA. SEALS	25A	95

ATP Panel | Mate™

2,4,13 POSITIONS	16A, 25A	99
CONTACTS		101
TOOLS		102
ACCESSORIES		103

AHD™ SERIES

6 POSITIONS	25A	110
9 POSITIONS	13A	111
CAPS		113
CONTACTS		114
TOOLS		115
ACCESSORIES		116
CUSTOM		117

ATC™ SERIES

RECEPTACLES	13A	121
-------------	-----	-----

ATHD™ SERIES

CONNECTORS	35-70A	125
------------	--------	-----

Dura | Mate™

7 POSITIONS	25A,80A	131
14 POSITIONS	13A	135
19 POSITIONS	25A,13A	137
21 POSITIONS	25A,13A	141
23 POSITIONS	13A	143
27 POSITIONS	25A,13A	147
29 POSITIONS	7.5A,13A,25A	149
31 POSITIONS	13A	153
47 POSITIONS	7.5A,13A	155
TOOLS		159
ACCESSORIES		160
CROSS REFERENCE		161

Hydro | Net™

4 POSITIONS	AT NMEA ADAPTER	165
-------------	-----------------	-----

Multi | Mate™

2,4 POSITIONS	13A, 25A	169
---------------	----------	-----

Magna | Mate™

Overview		173
2 POSITIONS	180A	174
Contacts		177
Technical Data		178
RADSOK® Product Overview		178
RADSOK® Advantages and Custom Developed Solutions		179
RADSOK® Series Rated Current and Working Voltage		180

Appendix

Glossary of Terms	183
Part Number Index	185

Standard products. Custom solutions.

Our A Series™ product lines, which include AT, ATP, ATM and AHD Series™, have key placement in all areas of Heavy Duty Equipment, Agriculture, Marine, Automotive, Military, Alternative Energy and other demanding interconnect applications. Based on our superior build quality, high-performance capabilities and having been developed to be compatible with all other existing standard products industry-wide, our A Series™ products are perfect alternatives for you.

We can custom design, engineer and manufacture cable assemblies to your exact customer specifications and produce large or small quantities, all to the highest standards, delivered on-time and in-specification, all with a significant cost-savings over the competition.

By combining locally-based Program Management & Engineering, along with the associated cost advantages derived from manufacturing in our low-cost production centers in North America and Asia, our Team will work with you to design the most cost-efficient and reliable interconnect system available.



Features and Benefits

Plastic Rectangular & Circular Connectors

Amphenol's plastic rectangular & circular connectors encompass a wide range of products serving a variety of industries

High Performance / Cost Effective

We can custom design, engineer and manufacture cable assemblies to your exact customer specifications and produce large or small quantities, all to the highest standards, delivered on-time and in-specification, all with a significant cost-savings over the competition.

Industry Standard

Our superior built quality, high-performance connectors have been developed to be compatible with all other existing standard products industry-wide

Environmental

A Series connectors span the gap between controlled environments to harsh conditions. Rated IP67+

Standards

A Series connectors are tested to perform to the highest industry standards. See performance standards for more information.

A Series™ Amphenol Transportation

Typical Applications



AUTOMOTIVE



HEAVY EQUIPMENT




AGRICULTURE



POWER GENERATION



MARINE




Diagnostics



MINING



MASS TRANSIT



RAILWAY



MOBILE EQUIPMENT



HARSH ENVIRONMENT




WATER RESISTANT

A Series Amphenol Transportation


Product Overview

Amphenol's A Series™ connectors encompass a wide range of products serving a variety of industries. With applications in Heavy Duty, Transportation, Marine, Diagnostic, Military, Alternative Energy and Agricultural industries, as well as spanning the gap between controlled to harsh environmental conditions, our A Series™ connectors keep you connected with confidence. While our mission is to always provide the best economic alternatives to today's existing standard connector markets, it is through our constant efforts to improve on those standard products that truly display our innovative product designs.




ATM Series™ See page 21 2, 3, 4, 6, 8 and 12 positions available

- 16-22AWG, 7.5A, Size 20
- High-performance, cost-effective
- Superior environmental seal retention
- Compatible with existing standard products industry-wide.



AT Series™ See page 41 2, 3, 4, 6, 8 and 12 positions available

- 14-20AWG, 13A, Size 16
- High-performance, cost-effective
- Superior environmental seal retention
- RockSolid™ Contact technology (optional)
- Compatible with existing standard products industry-wide



ATP Series™ See page 87 2 and 4 position available


- 10-14AWG, 25A, Size 12
- High-performance, cost-effective
- Superior environmental seal retention capabilities
- Compatible with existing standard products industry-wide

Standard Products. Custom Solutions.



Panel | Mate™ See page 81
2, 3, 4, 6, 8 and 12 Position / Size 16, 13A
13 Position / Size 12, 25A; Size 16, 13A

- large mounting options
- Mates with AT/ATP Series Plugs
- Harsh environment applications



Boardlock™ See page 75
2, 3, 4, 6, 8 and 12 Position / Size 16, 13A
13 Position / Size 12, 25A; Size 16, 13A

- Environmentally sealed thermoplastic connection system
- Perfect for power or data signal applications
- Compatible with existing standard products industry-wide



AHD Series™ See page 105
6 and 9 positions available

- 6 position: 10-14AWG, 25A, Size 12
- 9 position: 14-20AWG, 13A, Size 16
- High-performance, cost-effective
- Ideal for controlled/uncontrolled environmental conditions
- Compatible with existing standard products industry-wide



DuraMate™ See page 127
Available in Size 24 with 7, 19, 21, 23, 27, 29, 31 and 47 Position Insert Arrangements and Size 18 with 14 Positions

- 2,3,4,6,8,12 and 13 Positions Size 16 / 13A
- 14-20AWG, 13A, Size 16
- Polarized for proper mating of connector halves
- High density signal and mixed power insert configurations
- High Current configurations incorporating RADSOK contacts.

Product Overview (con't)



Multi | Mate™ See page 167
 Trunk (Size 12, 25A Max) and
 Drop (Size 16, 13A Max),
 or
 Trunk (Size 16, 13A Max) and
 Drop (Size 16, 13A Max)

- Overmolded "Plug & Play" connections for power, signal and data
- Mates with AT/ATP Series Plugs
- Heavy-duty applications



HydroNet™ See page 163
 Two 4 Pin AT/DT Interfaces

- Multi-Hub Adapter
- Provides flexibility and reliability when connecting multiple devices to NMEA 2000 network
- Powers the NMEA network in a rugged compact and environmentally sealed package



Magna | Mate™ See page 171
 2 Positions Heavy Duty High Power Connector

- Designed to withstand the extreme conditions
- Features Amphenol's RADSOK contact technology
- Constructed of heavy-duty thermoplastic
- Able to withstand extreme vibration and mechanical shock
- IP67 and IP69k rated



ATC Series™ See page 121
 Cylindrical, Thermoplastic, Harsh Environment,
 Power Connector

- Jam nut and square flange mounting styles solution
- Quick mating and unmating reverse bayonet coupling
- Environmentally sealed



ATHD Series™ See page 125
 1 Positions Heavy Duty High Power Connector

- Size 8 crimp contacts are rated to 70A with RADSOK technology
- Size 12 crimp contacts are rated to 35A with RADSOK technology
- Constructed of heavy-duty thermoplastic

Custom Cable and Assemblies

Custom Cable Assemblies are available for any application, and carry with them the capabilities of being overmolded in any size or length necessary. We have many specialized configurations. For more information, please contact a Sales Representative at 1-800-394-7732.



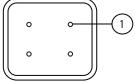
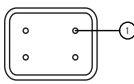
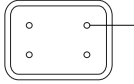

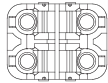
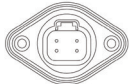
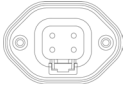
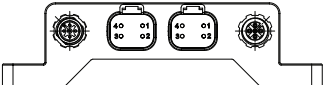
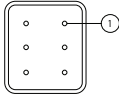
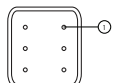
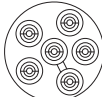
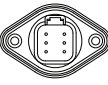
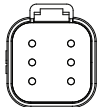
Insert Arrangements - Faceviews


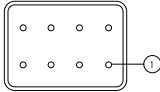
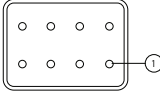
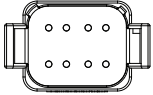
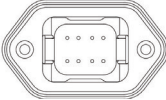
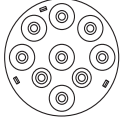


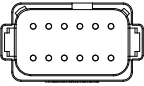
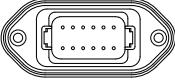
2-3 Positions

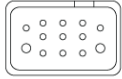
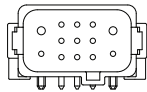
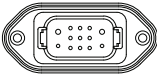
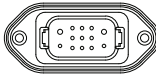

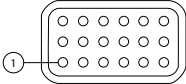



No. of Positions	Series				
	ATM	AT	ATP	AHD	AHDP Dura Mate™
Contact Size(s)	20	16	12	12,16	12,16,20
2 POSITIONS					
	STANDARD 2 POSITIONS / 7.5A page 26	STANDARD 2 POSITIONS / 13A page 46	STANDARD 2 POSITIONS / 25A page 92		
		BOARDLOCK 2-13 POSITIONS / 13A page 77			
		MULTIMATE 2,4 POSITIONS / 13A, 25A page 169	MULTIMATE 2,4 POSITIONS / 13A, 25A page 169		
	PANELMATE 2-13 POSITIONS / 13A page 81	PANELMATE 2,4,13 POSITION / 16A, 25A page 99			
3 POSITIONS					
	STANDARD 3 POSITIONS / 7.5A page 27	STANDARD 3 POSITIONS / 13A page 47			
		BOARDLOCK 2-13 POSITIONS / 13A page 77			
	PANELMATE 2-13 POSITIONS / 13A page 81				




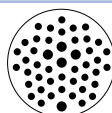
Insert Arrangements - Faceviews

4-6 Positions


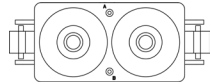
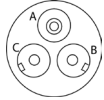
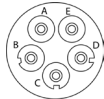
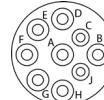
		Series				
No. of Positions		ATM	AT	ATP	AHD	AHDP Dura Mate™
Contact Size		20	16	12	12,16	12,16,20
4 POSITIONS						
		STANDARD 4 POSITIONS / 7.5A page 28	STANDARD 4 POSITIONS / 13A page 48	STANDARD 4 POSITIONS / 25A page 93		
						
			BOARDLOCK 2-13 POSITIONS / 13A page 77			
						
			MULTIMATE 2,4 POSITIONS / 13A, 25A page 169			
						
		PANELMATE 2-13 POSITIONS / 13A page 81	PANELMATE 2,4,13 POSITIONS / 13A, 25A page 99			
						
			HYDRONET 4 POSITIONS AT NEEMA ADAPTER on page 165			
6 POSITIONS						
		STANDARD 6 POSITIONS 7.5A on page 29	STANDARD 6 POSITIONS 13A on page 49		STANDARD 6 POSITIONS 25A on page 110	
						
			PANELMATE 6 POSITIONS / 13A on page 49			
						
		BOARDLOCK 2-13 POSITIONS / 13A page 77				

		Series				
No. of Positions		ATM	AT	ATP	AHD	AHDP Dura Mate™
Contact Size		20	16	12	12,16	12,16,20
7 POSITIONS						
						DURAMATE 7 POSITIONS / 25A,80A page 133
8 POSITIONS						
	STANDARD 8 POSITIONS / 7.5A page 30	STANDARD 8 POSITIONS / 13A page 50				
						
		BOARDLOCK 2-13 POSITIONS / 13A page 77				
						
	PANELMATE 2-13 POSITIONS / 13A page 81					
9 POSITIONS						
					STANDARD 9 POSITIONS / 13A on page 111	
12 POSITIONS						
	STANDARD 12 POSITIONS / 7.5A page 32	STANDARD 12 POSITIONS / 13A page 52				
						
		BOARDLOCK 2-13 POSITIONS / 13A page 77				
						
	PANELMATE 2-13 POSITIONS / 13A page 81					

No. of Positions	Series				
	ATM	AT	ATP	AHD	AHDP Dura Mate™
Contact Size	20	16	12	12,16	12,16,20
13 POSITIONS					
		STANDARD 13 POSITIONS / 13A page 54			
					
		BOARDLOCK 2-13 POSITION / 13A,25A page 77			
					
	PANELMATE 2-13 POSITIONS / 13A page 81	PANELMATE 2,4,13 POSITIONS / 16A, 25A, page 99			
14 POSITIONS					
					DURAMATE 14 POSITIONS / 13A page 135
18 POSITIONS					
		STANDARD 18 POSITIONS / 13A page 54			
19 POSITIONS					
					DURAMATE 14 POSITIONS / 13A page 135
21 POSITIONS					
					DURAMATE 21 POSITIONS / 25A,13A page 141
23 POSITIONS					
					DURAMATE 23 POSITIONS /13A page 145

No. of Positions	Series				
	ATM	AT	ATP	AHD	AHDP Dura Mate™
Contact Size	20	16	12	12,16	12,16,20
27 POSITIONS					 DURAMATE 27 POSITIONS / 25A,13A page 147
29 POSITIONS					 DURAMATE 29 POSITIONS 7.5A,13A,25A page 149
31 POSITIONS					 DURAMATE 31 POSITIONS / 13A page 153
47 POSITIONS					 DURAMATE 47 POSITIONS / 7.5A,13A page 155

High Power & Standard Insert Arrangements - Faceviews 1-9 POSITIONS

No. of Positions	Series		
	MAGNA MATE	ATC	ATHD
Contact Size(s)	3.6mm, 6mm, 8mm	16	8,12
1 POSITIONS High Power			 <p>ATHD 1 POSITION / 25A, 35A, 60A, 70A page 125</p>
	 <p>MAGNAMATE 2 POSITIONS / 86A, 120A, 180A page 171</p>		
3 POSITIONS		 <p>ATC 3 POSITIONS / 13A page 121</p>	
		 <p>ATC 5 POSITIONS / 13A page 121</p>	
9 POSITIONS		 <p>ATC 9 POSITIONS / 13A page 121</p>	



Introducing

Hydro|Net™

- Provides OEM's flexibility and increased reliability when connecting multiple devices to NMEA 2000 network
- Two 4 pin AT/DT interfaces easily adapts devices to field proven, sealed, and serviceable electrical connections
- Powers the NMEA network in a rugged, compact, and environmentally sealed package
- Factory assembled for true Plug and Play capability
- Reduces the need to modify or assemble NMEA connections onto cables
- Allows for customized and built-to-length electrical harnesses eliminating costly coils of unused cable

Feature & Benefits

- Factory assembled part for simplified mounting
- Environmentally-sealed to IP67 rating
- Rugged thermoplastic overmold (UL94-V0) ①
- Micro NMEA - Male ② and Female ③
- 2 - Four (4) position receptacles (AT/DT) with gold pins ④
- Stainless steel inserts for mounting ⑤



See page 165 for more information

Connector Solutions

We Are Amphenol

Series Overview

ATM™ SERIES

2 POSITIONS	7.5A	26
3 POSITIONS	7.5A	27
4 POSITIONS	7.5A	28
6 POSITIONS	7.5A	29
8 POSITIONS	7.5A	30
8 POSITIONS- B,C,D KEYS	7.5A	31
12 POSITIONS	7.5A	32
12 POSITIONS-B,C,D KEYS	7.5A	33
STRAIN RELIEF	7.5A	34

AT™ SERIES

2 POSITIONS	13A	46
3 POSITIONS	13A	47
4 POSITIONS	13A	48
6 POSITIONS	13A	49
8 POSITIONS	13A	50
8 POSITIONS- B,C,D	13A	51
12 POSITIONS	13A	52
12 POSITIONS- B,C,D,X	13A	53
13 POSITIONS	13A, 25A	54
18 POSITIONS	13A	55
STRAIN RELIEF	13A	56
REDUCED DIA. SEALS	13A	58
END CAPS	13A	62
END CAPS + REDUCED DIA. SEAL	13A	64
SOLID REAR SEAL	13A	66
LED OPTIONS	13A/12 V	68
COVERS	13A	70
J-1939	13A	71
ADAPTER	13A	72
CUSTOM		74

AT Board | Lock™

2-13 POSITIONS	13A	77
----------------	-----	----

AT Panel | Mate™

2-13 POSITIONS	13A	81
----------------	-----	----

ATP™ SERIES

2 POSITIONS	25A	92
4 POSITIONS	25A	93
END CAPS	25A	94
REDUCED DIA. SEALS	25A	95

ATP Panel | Mate™

2,4,13 POSITIONS	16A, 25A	99
------------------	----------	----

AHD™ SERIES

6 POSITIONS	25A	110
9 POSITIONS	13A	111

Connector Solutions (con't)

ATC™ SERIES

RECEPTACLES	13A	121
-------------	-----	-----

ATHD™ SERIES

CONNECTORS	35-70A	125
------------	--------	-----

Dura | Mate™

7 POSITIONS	25A,80A	131
14 POSITIONS	13A	135
19 POSITIONS	25A,13A	137
21 POSITIONS	25A,13A	141
23 POSITIONS	13A	143
27 POSITIONS	25A,13A	147
29 POSITIONS	7.5A,13A,25A	149
31 POSITIONS	13A	153
47 POSITIONS	7.5A,13A	155

Hydro | Net™

4 POSITIONS	AT NMEA ADAPTER	165
-------------	-----------------	-----


Multi | Mate™

2,4 POSITIONS	13A, 25A	169
---------------	----------	-----

Magna | Mate™

Overview		173
2 POSITIONS	180A	174

ATM | Series™




ATM Series™

Overview

ATM Series™ connectors are a high-performance, cost-effective solution specifically designed for smaller AWG applications, while still maintaining the strengths of the AT Series™ product line.

The connector design incorporates an integral latching system that ensures a definitive electrical and mechanical connection. Connector housings are manufactured with a thermoplastic material that is not only durable, but has excellent UV resistance, dielectric/mechanical properties and environmentally RoHS compliant. The sealing system is comprised of an internal and rear silicone, multi-sealing perimeter against environmental ingress. Contacts are derived from quality copper alloy to ensure an electrically-reliable connection.

ATM Series™ connectors are compatible with other existing standard products industry-wide.



Features & Benefits

Current Capacity	Size 20, 7.5A (max)
Wire Range	Size 20 contacts will accept wire ranges of 16 thru 22AWG
Temperature	Operating temperature range: -55°C to +125°C at rated current
Dielectric Value	Meets or exceeds 1500 volts minimum
Drop Test	Shall not become detached or loosened when placed at 750mm and dropped to concrete eight times
Shock	No latch disengagement or discontinuity shall be the result when subjected to 50 g's in each of three axis (X, Y & Z)
Vibration	Continued continuity without degradation to mechanical or physical attributes following vibration. (max acceleration 20 g's at Sine sweep of 10-2000Hz)
Connector Terminal Retention	When subjected to a direct pull, contacts achieve a minimum pull-out force of 89 lbs.
Connector Retention	A mated connector subjected to a pulling force by the exiting wire bundle at 89 lbs. times the number of contacts to a maximum of 356 lbs. applying load for 30 seconds
Thermal Shock	Subjected to 10 cycles at -55°C to +125°C with no cracking, chipping or other damage detrimental to the normal operation of the connector
Insulation Resistance	1000 megohms minimum at 25°C
Mating Cycle Durability	Following 100 cycles of connection engagement and disengagement, degradation either mechanical or electrical is not evident

For custom insert configurations, please consult factory

ATM Series™

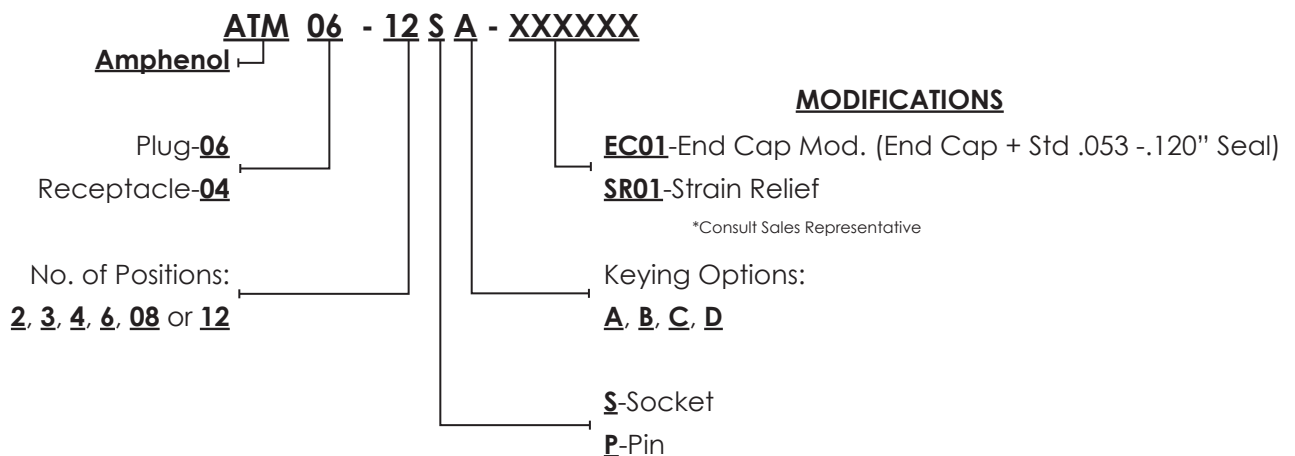
Features & Benefits, cont.

Contact Millivolt Drop	Size 20 (stamped & formed) contacts with 20AWG conductor - 60 mV (solid contact) drop max; 100 mV (stamped & formed contact) drop max at 7.5A test current
Water Immersion	A mated connection, properly wired, placed in an oven at +125°C for 1 hour, then placed immediately in a depth of water of 1 meter for 4 hours without loss of electronic performance

Product Material

Housings	Thermoplastic
Seals	Silicone Elastomer
Secondary Locks	Thermoplastic
Contacts	Copper Alloy, Nickel Plated, Gold optional

ATM Series™ Part Numbering Sequence



Plug & Receptacle Body Color Modification

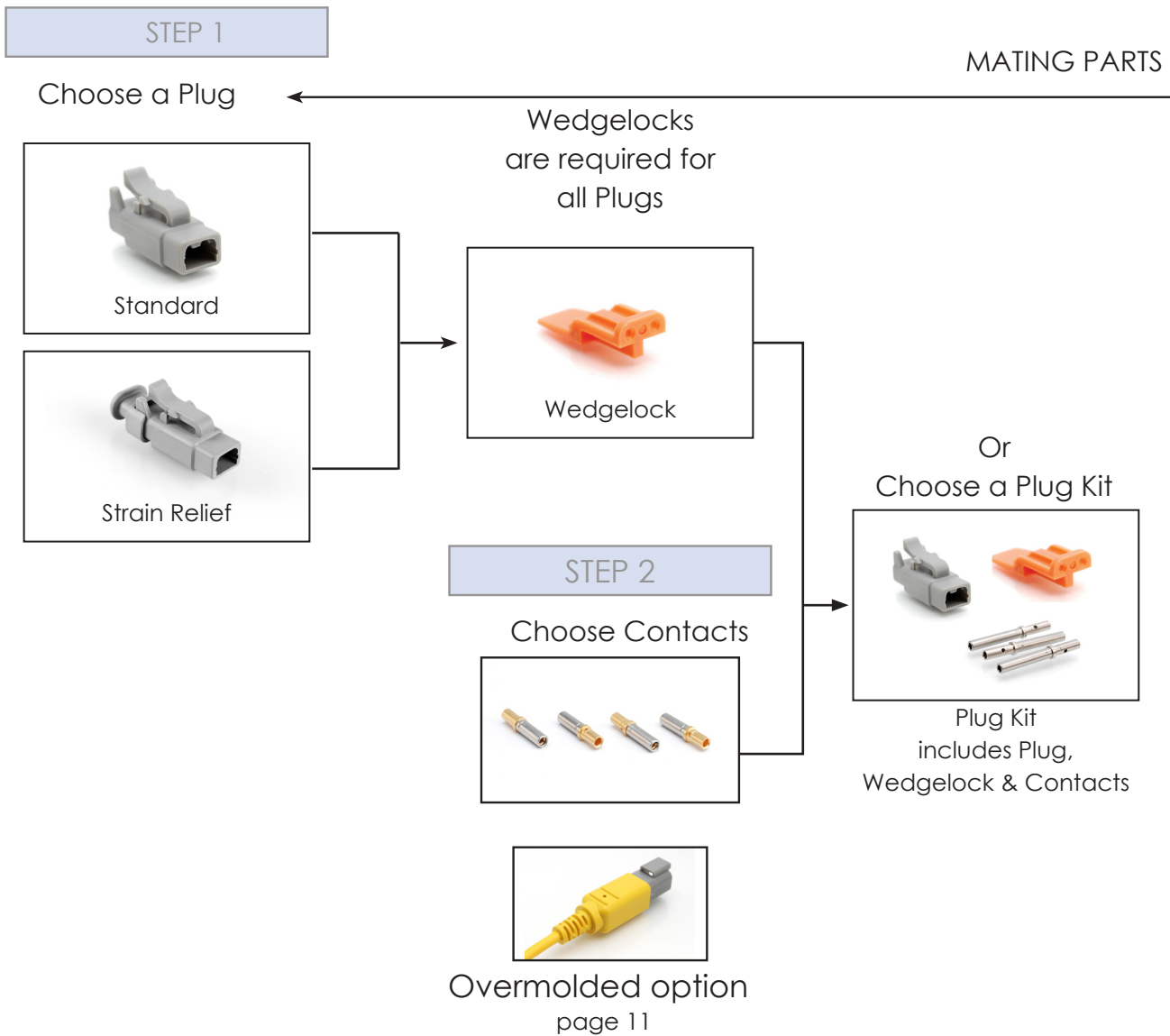
A wide range of standard color options are available for all A Series™ product lines. 8 and 12 position plugs and receptacles require special order. For more information, please contact a Sales Representative.

Color	Modification Number	Color	Modification Number
Black	XXXX-XXXX- BLK	Yellow	XXXX-XXXX- YEL
White	XXXX-XXXX- WHT	Green	XXXX-XXXX- GRN
Brown	XXXX-XXXX- BRN	Blue	XXXX-XXXX- BLU
Grey	XXXX-XXXX- GRY	Red	XXXX-XXXX- RED



NOTE: The above modifications (-XXXX) are only a sampling of the options available to our customers. For more information, please contact your Sales Representative.

ATM Series™ Connector Configurations




Need a complete Cable Assembly?

See page 11 or contact the factory for assistance


Toll Free: 1-800-394-7732

STEP 3

Choose a Receptacle



Wedgelocks are required for all Plugs



STEP 2


Choose Contacts



Or Choose a Receptacle Kit




Receptacle Kit includes Receptacle, Wedgelock & Contacts



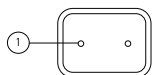
Overmolded option
page 11

Or Choose a Plug & Receptacle Kit



Plug & Receptacle Kit includes Plug, Receptacle, Wedgelock & Contacts

ATM
2 POSITIONS
7.5A



**ATM SERIES STANDARD
 PLUGS, RECEPTACLES & WEDGELOCKS**

Contact Size	20
Wire Range (AWG)	20-22 AWG
Amperage	7.5

Plug	Part Number	Description	Wedgelock	Part Number	Description
	ATM06-2S	Plug, 2-Way		AWM-2S	Wedgelock Plug, 2-Way
	ATM06-2S-KIT01	2 Socket Plug, Wedge and Contacts Kit			

Receptacle	Part Number	Description	Wedgelock	Part Number	Description
	ATM04-2P	Receptacle, 2-Way		AWM-2P	Wedgelock Receptacle, 2-Way
	ATM04-2P-KIT01	2 Pin Receptacle, Wedge and Contacts Kit			

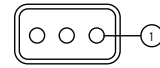
Plug & Receptacle Kit	Part Number	Description
	ATM2PS-CKIT	2-Way Pin and Socket Plug, Receptacle, Wedge and Contacts Kit

Other Available Options:

- Strain Relief Series see page 34
- Additional Colors: see page 23
- Contacts on page 38
- Tools on page 39

NOTE: Wedgelocks are required for all plugs.

ATM SERIES STANDARD PLUGS, RECEPTACLES & WEDGELOCKS



ATM
3 POSITIONS
7.5A

Contact Size	20
Wire Range (AWG)	20-22 AWG
Amperage	7.5

Plug	Part Number	Description	Wedglock	Part Number	Description
	ATM06-3S	Plug, 3-Way		AWM-3S	Wedglock Plug, 3-Way
	ATM06-3S-KIT01	3 Socket Plug, Wedge and Contacts Kit			

Receptacle	Part Number	Description	Wedglock	Part Number	Description
	ATM04-3P	Receptacle, 3-Way		AWM-3P	Wedglock Receptacle, 3-Way
	ATM04-3P-KIT01	3 Pin Receptacle, Wedge and Contacts Kit			

Plug & Receptacle Kit	Part Number	Description
	ATM3PS-CKIT	3-Way Pin and Socket Plug, Receptacle, Wedge and Contacts Kit

Other Available Options:

Strain Relief Series: see page 34

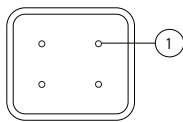
Additional Colors: see page 23

Contacts on page 38

Tools on page 39

NOTE: Wedglocks are required for all receptacles.

ATM
4 POSITIONS
7.5A



**ATM SERIES STANDARD
 PLUGS, RECEPTACLES & WEDGELOCKS**

Contact Size	20
Wire Range (AWG)	20-22 AWG
Amperage	7.5

Plug	Part Number	Description	Wedglock	Part Number	Description
	ATM06-4S	Plug, 4-Way		AWM-4S	Wedglock Plug, 4-Way
	ATM06-4S-KIT01	4 Socket Plug, Wedge and Contacts Kit			

Receptacle	Part Number	Description	Wedglock	Part Number	Description
	ATM04-4P	Receptacle, 4-Way		AWM-4P	Wedglock Receptacle, 4-Way
	ATM04-4P-KIT01	4 Pin Receptacle, Wedge and Contacts Kit			

Plug & Receptacle Kit	Part Number	Description
	ATM4PS-CKIT	4-Way Pin and Socket Plug, Receptacle, Wedge and Contacts Kit

Other Available Options:

Strain Relief Series: page 34

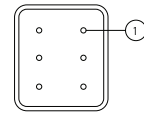
Additional Colors: see page 23

Contacts on page 38

Tools on page 39

NOTE: Wedglocks are required for all plugs.

ATM SERIES STANDARD PLUGS, RECEPTACLES & WEDGELOCKS



ATM
6 POSITIONS
7.5A

Contact Size	20
Wire Range (AWG)	20-22 AWG
Amperage	7.5

Plug	Part Number	Description	Wedglock	Part Number	Description
	ATM06-6S	Plug, 6-Way		AWM-6S	Wedglock Plug, 6-Way
	ATM06-6S- KIT01	6 Socket Plug, Wedge and Contacts Kit			

Receptacle	Part Number	Description	Wedglock	Part Number	Description
	ATM04-6P	Receptacle, 6-Way		AWM-6P	Wedglock Receptacle, 6-Way
	ATM04-6P- KIT01	6 Pin Receptacle, Wedge and Contacts Kit			

Plug & Receptacle Kit	Part Number	Description
	ATM6PS-CKIT	6-Way Pin and Socket Plug, Receptacle, Wedge and Contacts Kit

Other Available Options:

Strain Relief Series: see page 34

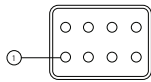
Additional Colors: see page 23

Contacts on page 38

Tools on page 39

NOTE: Wedglocks are required for all receptacles.

ATM
8 POSITIONS
7.5A



**ATM SERIES STANDARD
 PLUGS, RECEPTACLES & WEDGELOCKS**

Contact Size	20
Wire Range (AWG)	20-22 AWG
Amperage	7.5

Plug	Part Number	Description	Wedglock	Part Number	Description
	ATM06-08SA	Plug, 8-Way, A Position*		AWM-8S	Wedglock Plug, 8-Way
	ATM06-08SA-KT01	8 Socket Plug, Wedge and Contacts Kit			

Receptacle	Part Number	Description	Wedglock	Part Number	Description
	ATM04-08PA	Receptacle, 8-Way, A Position*		AWM-8P	Wedglock Receptacle, 8-Way
	ATM04-08PA-KT01	8-Way Pin Receptacle, Wedge and Contacts Kit			

Plug & Receptacle Kit	Part Number	Description
	ATM8PS-CKIT	8-Way Pin and Socket Plug, Receptacle, Wedge and Contacts Kit

Other Available Options:

Strain Relief Series see page 34

Shrink Boot Adaptor: see page 34

Additional Colors: see page 23

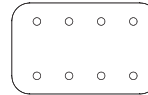
Contacts on page 38

Tools on page 39

*Alternate keying positions available (B,C,D): see page 31

NOTE: Wedglocks are required for all plugs.

ATM SERIES ALTERNATE POSITION PLUGS, RECEPTACLES & WEDGELOCKS







ATM
8 POSITIONS-
B,C,D KEYS 7.5A


CONNECTOR SOLUTIONS

Contact Size	20
Wire Range (AWG)	20-22 AWG
Amperage	7.5

Plug	Part Number	Description
	ATM06-08SB	Plug, 8-Way, B Position, Black
	ATM06-08SC	Plug, 8-Way, C Position, Green
	ATM06-08SD	Plug, 8-Way, D Position, Brown

Wedgelock	Part Number	Description
	AWM-8S	Wedgelock Plug, 8-Way

Receptacle	Part Number	Description
	ATM04-08PB	Receptacle, 8-Way, B Position, Black
	ATM04-08PC	Receptacle, 8-Way, C Position, Green
	ATM04-08PD	Receptacle, 8-Way, D Position, Brown

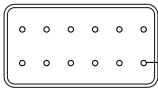
Wedgelock	Part Number	Description
	AWM-8P	Wedgelock Receptacle, 8-Way

Other Available Options:

- Strain Relief Series see page 34
- Additional Colors: see page 23
- Contacts on page 38
- Tools on page 39

NOTE: Wedgelocks are required for all plugs.

ATM
12 POSITIONS
7.5A



**ATM SERIES STANDARD
 PLUGS, RECEPTACLES & WEDGELOCKS**

Contact Size	20
Wire Range (AWG)	20-22 AWG
Amperage	7.5

Plug	Part Number	Description	Wedglock	Part Number	Description
	ATM06-12SA	Plug, 12-Way, A Position*		AWM-12S	Wedglock Plug, 12-Way
	ATM06-12SA-KT01	12-Way Socket Plug, Wedge and Contacts Kit			

Receptacle	Part Number	Description	Wedglock	Part Number	Description
	ATM04-12PA	Receptacle, 12-Way, A Position*		AWM-12P	Wedglock Receptacle, 12-Way
	ATM04-12PA-KT01	12 -Way Receptacle, Wedge and Contacts Kit			

Plug & Receptacle Kit	Part Number	Description
	ATM12PS-CKIT	12-Way Pin and Socket Plug, Receptacle, Wedge and Contacts Kit

Other Available Options:

Strain Relief Series see page 34

Additional Colors: see page 23

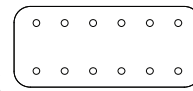
Contacts on page 38

Tools on page 39

*Alternate keying positions available (B,C,D): see page 33

NOTE: Wedglocks are required for all receptacles.

ATM SERIES ALTERNATE POSITION PLUGS, RECEPTACLES & WEDGELOCKS



ATM
12 POSITIONS-
B,C,D KEYS 7.5A

Contact Size	20
Wire Range (AWG)	20-22 AWG
Amperage	7.5

CONNECTOR SOLUTIONS

Plug	Part Number	Description
	ATM06-12SB	Plug, 12-Way, B Position, Black
	ATM06-12SC	Plug, 12-Way, C Position, Green
	ATM06-12SD	Plug, 12-Way, D Position, Brown

Wedglock	Part Number	Description
	AWM-12S	Wedglock Plug, 12-Way

Receptacle	Part Number	Description
	ATM04-12PB	Receptacle, 12-Way, B Position, Black
	ATM04-12PC	Receptacle, 12-Way, C Position, Green
	ATM04-12PD	Receptacle, 12-Way, D Position, Brown

Wedglock	Part Number	Description
	AWM-12P	Wedglock Receptacle, 12-Way

Other Available Options:

- Strain Relief Series see page 34
- Additional Colors: see page 23
- Contacts on page 38
- Tools on page 39






NOTE: Wedglocks are required for all receptacles.

ATM SERIES STANDARD PLUG STRAIN RELIEF SERIES

The ATM Strain Relief Series' specifically designed wire cavities protect each individual wire seal, eliminating stress on the rear seal, maintaining IP67 sealing performance regardless of wire bundle direction or improper installation. It is a cost-effective and highly-reliable solution for wire routing, strain relief and sealing issues common in Heavy Duty applications. It ensures a complete environmental seal and necessary strain relief on the production line and in the field.

ATM-SR01 has Standard Seals

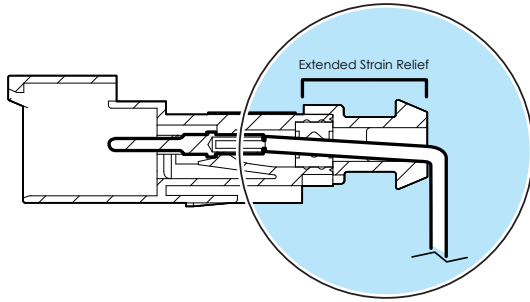
Plug	Part Number	Description
	ATM06-2S-SR01GY	2-Way Plug, Female Connector with Strain Relief
	ATM06-3S-SR01GY	3-Way Plug, Female Connector with Strain Relief
	ATM06-4S-SR01GY	4-Way Plug, Female Connector with Strain Relief
	ATM06-6S-SR01GY	6-Way Plug, Female with Strain Relief
	ATM06-08SA-SR1GY	8-Way Plug, Female Connector with A Position Key and Strain Relief
	ATM06-08SB-SR1BK	Plug, 8-Way, B Position Black, with Strain Relief
	ATM06-08SC-SR1GN	Plug, 8-Way, C Position Green, with Strain Relief
	ATM06-08SD-SR1BN	Plug, 8-Way, D Position Brown, with Strain Relief


Wedgelock	Part Number	Description
	AWM-2S	Wedgelock Plug, 2-Way
	AWM-3S	Wedgelock Plug, 3-Way
	AWM-4S	Wedgelock Plug, 4-Way
	AWM-6S	Wedgelock Plug, 6-Way
	AWM-8S	Wedgelock Plug, 8-Way


NOTE: Wedgelocks are required for all plugs.

ATM SERIES STANDARD PLUG STRAIN RELIEF SERIES

ATM
STRAIN RELIEF
7.5A



Plug	Part Number	Description
	ATM06-12SA-SR1GY	12-Way Plug, Female Connector, A Position Key with Strain Relief
	ATM06-12SB-SR1BK	Plug, 12-Way, B Position Black, with Strain Relief
	ATM06-12SC-SR1GN	Plug, 12-Way, C Position Green, with Strain Relief
	ATM06-12SD-SR1BN	Plug, 12-Way, D Position Brown, with Strain Relief

Wedgelock	Part Number	Description
	AWM-12S	Wedgelock Plug, 8-Way

**ATM SERIES STANDARD RECEPTACLE
STRAIN RELIEF SERIES**






Receptacle	Part Number	Description	Wedgelock	Part Number	Description
	ATM04-2P-SR01GY	2-Way Receptacle, Male Connector with Strain Relief		AWM-2P	Wedgelock Receptacle, 2-Way
	ATM04-3P-SR01GY	3-Way Receptacle, Male Connector with Strain Relief		AWM-3P	Wedgelock Receptacle, 3-Way
	ATM04-4P-SR01GY	4-Way Receptacle, Male with Strain Relief		AWM-4P	Wedgelock Receptacle, 4-Way
	ATM04-6P-SR01GY	6-Way Receptacle, Male with Shrink Boot Adaptor		AWM-6P	Wedgelock Receptacle, 6-Way
	ATM04-08PA-SR1GY	8-Way Receptacle, Male Connector with A Position Key, with Strain Relief		AWM-8P	Wedgelock Receptacle, 8-Way
	ATM04-08PB-SR1BK	Receptacle, 8-Way, B Position, Black, with Strain Relief			
	ATM04-08PC-SR1GN	Receptacle, 8-Way, C Position, Green, Strain Relief			
	ATM04-08PD-SR1BN	Receptacle, 8-Way, D Position, Brown, with Strain Relief			

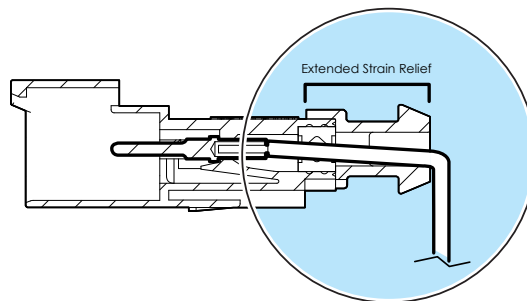
NOTE: Wedgelocks are required for all receptacles.

ATM SERIES STANDARD RECEPTACLE STRAIN RELIEF SERIES

ATM
STRAIN RELIEF
7.5A

CONNECTOR SOLUTIONS

Receptacle	Part Number	Description	Wedglock	Part Number	Description
	ATM04-12PA-SR1GY	12-Way Receptacle, Male Connector with A Position Key with Strain Relief		AWM-12P	Wedglock Receptacle, 12-Way
	ATM04-12PB-SR1BK	Receptacle, 12-Way, B Position, Black, with Strain Relief			
	ATM04-12PC-SR1GN	Receptacle, 12-Way, C Position, Green, with Strain Relief			
	ATM04-12PD-SR1BN	Receptacle, 12-Way, D Position, Brown, with Strain Relief			



Contacts

Amphenol offers two types of contacts for use in our products: Solid and Stamped & Formed. Both types of contacts utilize the simple crimp-style termination, requiring no solder usage.



Standard Contacts - Solid Sockets & Pins





Series	Size	AWG	Type	Part Number	Description
ATM	20	20-22	Solid	AT62-201-2031	Female Contact - Socket, Gold-plated
ATM	20	20-22	Solid	AT62-201-20141	Female Contact - Socket, Nickel-plated
ATM	20	20-22	Solid	AT60-202-2031	Male Contact - Pin, Gold-plated
ATM	20	20-22	Solid	AT60-202-20141	Male Contact - Pin, Nickel-plated

Standard Contacts - Stamped & Formed Sockets & Pins


Series	Size	AWG	Type	Part Number	Description
ATM	20	16-22	S & F	AT62-20-0122	Female Contact - Socket, Nickel-plated
ATM	20	16-22	S & F	AT62-20-0144	Female Contact - Socket, Gold-plated
ATM	20	16-22	S & F	AT60-20-0122	Male Contact - Pin, Nickel-plated
ATM	20	16-22	S & F	AT60-20-0144	Male Contact - Pin, Gold-plated

Crimp Tools

Amphenol offers two types of contacts for use in our products: Solid and Stamped & Formed. Both types of contacts utilize the simple crimp-style termination, requiring no solder usage. Below are the tools available to assist with your crimping needs to ensure a proper connection between contact and wire.

Part	Part Number	Description
	CA-5D12	Universal Hand Crimp Tool, Size 12/16/20 *Solid contacts only
	CA-5E12	Pneumatic Crimp Tool, Size 12/16/20 *Solid contacts only
	MFX-3974	Crimp Die - Size 20 (Stamped & Formed Contacts)
	ATT-20-00	Size 20, 20AWG, Stamped & Formed Contact Tool

AT Series™ Contact Removal Tool


Part	Part Number	Description
	ATRT-100	Used for removal of contacts for AT Series™ products

Seal Plugs



Series	Contact Size	AWG	Part No.	Description
ATM	20	20-22	AT13-204-2005	Seal Plugs, White
ATM	20	20-22	AT13-204-2005-SR	Seas Plugs, Black (For SR01 Series)

AT|Series™




AT Series™

Overview

AT Series™ connectors are a high-performance, cost-effective solution able to be used in a variety of interconnect applications: Heavy Duty, Transportation, Marine, Diagnostic, Military, Alternative Energy and Agricultural. They contain superior environmental seals, seal retention capabilities and feature RockSolid™ Contact technology.

The connector design incorporates an integral latching system that ensures a definitive electrical and mechanical connection. Connector housings are manufactured with a thermoplastic material that is not only durable, but has excellent UV resistance, dielectric/mechanical properties and environmentally RoHS compliant. The sealing system is comprised of a front and rear silicone, multi-sealing perimeter against environmental ingress. Contacts are derived from quality copper alloy to ensure an electrically-reliable connection.

AT Series™ connectors are compatible with other existing standard products industry-wide.



Features & Benefits

Current Capacity	Size 16, 13A (max)
Wire Range	Size 16 contacts will accept wire ranges of 14 thru 20AWG
Temperature	Operating temperature range: -55°C to +125°C at rated current
Dielectric Value	Meets or exceeds 1500 volts minimum
Drop Test	Shall not become detached or loosened when placed at 750mm and dropped to concrete eight times
Shock	No latch disengagement or discontinuity shall be the result when subjected to 50 g's in each of three axis (X, Y & Z)
Vibration	Continued continuity without degradation to mechanical or physical attributes following vibration. (max acceleration 20 g's at Sine sweep of 10-2000Hz)
Connector Terminal Retention	When subjected to a direct pull, contacts achieve a minimum pull-out force of 25 lbs.
Connector Retention	A mated connector subjected to a pulling force by the exiting wire bundle at 25 lbs. times the number of contacts to a maximum of 100 lbs. applying load for 30 seconds
Thermal Shock	Subjected to 10 cycles at -55°C to +125°C with no cracking, chipping or other damage detrimental to the normal operation of the connector
Insulation Resistance	1000 megohms minimum at 25°C
Mating Cycle Durability	Following 100 cycles of connection engagement and disengagement, degradation either mechanical or electrical is not evident

AT Series™

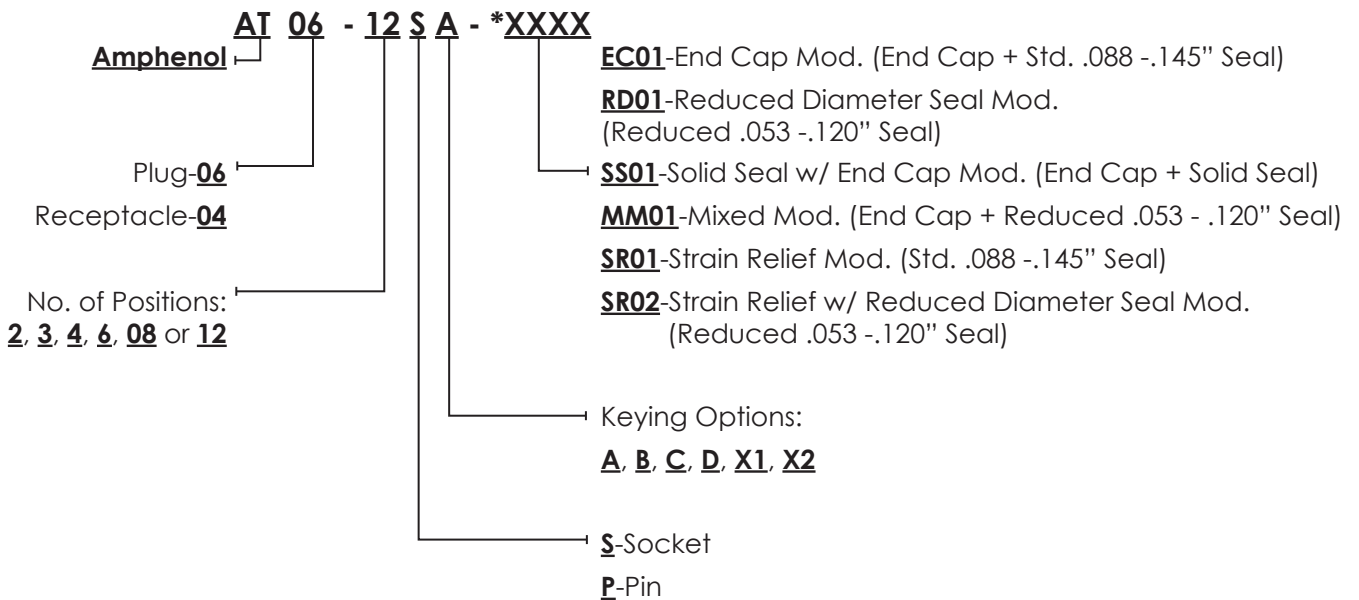
Features & Benefits, cont.

Contact Millivolt Drop	Size 16 contacts with 16AWG conductor - 100 mV drop max at 13A test current
Water Immersion	A mated connection, properly wired, placed in an oven at +125°C for 1 hour, then placed immediately in a depth of water of 1 meter for 4 hours without loss of electronic performance

Product Material

Housings	Thermoplastic
Seals	Silicone Elastomer
Secondary Locks	Thermoplastic
Contacts	Copper Alloy, Nickel Plated, Gold optional

AT Series™ Part Numbering Sequence



Plug & Receptacle Body Color Modification

A wide range of standard color options are available for all A Series™ product lines. 8 and 12 position plugs and receptacles require special order. For more information, please contact a Sales Representative.

Color	Modification Number	Color	Modification Number
Black	XXXX-XXXX- BLK	Yellow	XXXX-XXXX- YEL
White	XXXX-XXXX- WHT	Green	XXXX-XXXX- GRN
Brown	XXXX-XXXX- BRN	Blue	XXXX-XXXX- BLU
Grey	XXXX-XXXX- GRY	Red	XXXX-XXXX- RED





NOTE: The above modifications (-XXXX) are only a sampling of the options available to our customers. For more information, please contact your Sales Representative.

AT Series™ Connector Configurations

STEP 1

Choose a Plug

MATING PARTS




Wedgelocks are required for all Plugs



STEP 2

Choose Contacts



Overmolded option
page 11

Or
Choose a Plug Kit



Plug Kit
includes Plug,
Wedgelock & Contacts

Or
Choose a Plug & Receptacle Kit



Plug & Receptacle Kit
includes Plug,
Receptacle, Wedgelock
& Contacts

Need a complete Cable Assembly?

See page 11 or contact the factory for assistance

Toll Free: 1-800-394-7732

STEP 3

Choose a Receptacle





Wedgelocks are required for all Receptacles




STEP 4

Choose Contacts



Overmolded option
page 11

Or
Choose a
Receptacle Kit

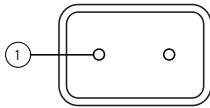


Receptacle Kit
includes Receptacle,
Wedgelock & Contacts

Optional
Protective Covers



AT
2 POSITIONS
13A



**AT SERIES STANDARD
PLUGS, RECEPTACLES & WEDGELOCKS**

Contact Size	16
Wire Range (AWG)	14-20 AWG
Amperage	13

Plug	Part Number	Description	Wedglock	Part Number	Description
	AT06-2S	Plug, 2-Way		AW2S	Wedglock Plug, 2-Way
	AT06-2S-KIT01	2 Socket Plug, Wedge and Contacts Kit			


Receptacle	Part Number	Description	Wedglock	Part Number	Description
	AT04-2P	Receptacle, 2-Way		AW2P	Wedglock Receptacle, 2-Way
	AT04-2P-KIT01	2 Pin Receptacle, Wedge and Contacts Kit			

Plug & Receptacle Kit	Part Number	Description
	AT2PS-CKIT	2-Way Pin and Socket Plug, Receptacle, Wedge and Contacts Kit

NOTE: Wedglocks are required for all plugs.

Other Available Options:

- Strain Relief Series see page 56
- Reduced Diameter Seal: see page 58
- Endcaps: see page 62
- Endcaps + Reduced Diameter Seal: see page 64
- Protective Cover: see page 70
- LED: see page 68
- Terminating Resistors and Diodes: see page 73
- Additional Colors: see page 43
- Contacts sold separately on page 83
- Tools on page 85

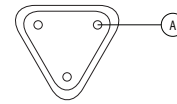


AT BOARD | LOCK
FLANGELESS WIRE TO
BOARD CONNECTORS
see page 77



AT PANEL | MATE
FLANGE MOUNT HARSH
ENVIRONMENT CONNECTORS
see page 81

AT SERIES STANDARD PLUGS, RECEPTACLES & WEDGELOCKS



AT
3 POSITIONS
13A

Contact Size	16
Wire Range (AWG)	14-20 AWG
Amperage	13

Plug	Part Number	Description	Wedglock	Part Number	Description
	AT06-3S	Plug, 3-Way		AW3S	Wedglock Plug, 3-Way
	AT06-3S-KIT01	3 Socket Plug, Wedge and Contacts Kit			


Receptacle	Part Number	Description	Wedglock	Part Number	Description
	AT04-3P	Receptacle, 3-Way		AW3P	Wedglock Receptacle, 3-Way
	AT04-3P-KIT01	3 Pin Receptacle, Wedge and Contacts Kit			

Plug & Receptacle Kit	Part Number	Description
	AT3PS-CKIT	3-Way Pin and Socket Plug, Receptacle, Wedge and Contacts Kit

NOTE: Wedgelocks are required for all receptacles.

Other Available Options:

- Strain Relief Series see page 56
- Reduced Diameter Seal: see page 58
- Endcaps: see page 62
- Endcaps + Reduced Diameter Seal: see page 64
- Solid Rear Seal: see page 66
- Protective Covers: see page 70
- Terminating Resistor: see page 73
- J-1939 Modifications: see page 71
- Additional Colors: see page 43
- Contacts on page 83
- Tools on page 85

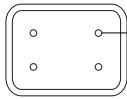


AT BOARD | LOCK
FLANGELESS WIRE TO
BOARD CONNECTORS
see page 77



AT PANEL | MATE
FLANGE MOUNT HARSH
ENVIRONMENT CONNECTORS
see page 81

AT
4 POSITIONS
13A



**AT SERIES STANDARD
PLUGS, RECEPTACLES & WEDGELOCKS**

Contact Size	16
Wire Range (AWG)	14-20 AWG
Amperage	13

Plug	Part Number	Description	Wedgelock	Part Number	Description
	AT06-4S	Plug, 4-Way		AW4S	Wedgelock Plug, 4-Way
	AT06-4S-KIT01	4 Socket Plug, Wedge and Contacts Kit			


Receptacle	Part Number	Description	Wedgelock	Part Number	Description
	AT04-4P	Receptacle, 4-Way		AW4P	Wedgelock Receptacle, 4-Way
	AT04-4P-KIT01	4 Pin Receptacle, Wedge and Contacts Kit			

Plug & Receptacle Kit	Part Number	Description
	AT4PS-CKIT	4-Way Pin and Socket Plug, Receptacle, Wedge and Contacts Kit

NOTE: Wedgelocks are required for all plugs.

Other Available Options:

- Strain Relief Series see page 56
- Reduced Diameter Seal: see page 58
- Endcaps: see page 62
- Endcaps + Reduced Diameter Seal: see page 64
- Solid Rear Seal: see page 66
- Protective Cover: see page 70
- Additional Colors: see page 43
- Contacts sold separately on page 83
- Tools on page 85

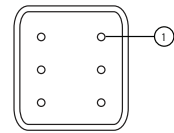


AT BOARD | LOCK
FLANGELESS WIRE TO
BOARD CONNECTORS
see page 77



AT PANEL | MATE
FLANGE MOUNT HARSH
ENVIRONMENT CONNECTORS
see page 81

AT SERIES STANDARD PLUGS, RECEPTACLES & WEDGELOCKS



AT
6 POSITIONS
13A

Contact Size	16
Wire Range (AWG)	14-20 AWG
Amperage	13

Plug	Part Number	Description	Wedglock	Part Number	Description
	AT06-6S	Plug, 6-Way		AW6S	Wedglock Plug, 6-Way
	AT06-6S-KIT01	6 Socket Plug, Wedge and Contacts Kit			


Receptacle	Part Number	Description	Wedglock	Part Number	Description
	AT04-6P	Receptacle, 6-Way		AW6P	Wedglock Receptacle, 6-Way
	AT04-6P-KIT01	6 Pin Receptacle, Wedge and Contacts Kit			

Plug & Receptacle Kit	Part Number	Description
	AT6PS-CKIT	6-Way Pin and Socket Plug, Receptacle, Wedge and Contacts Kit

NOTE: Wedglocks are required for all receptacles.

Other Available Options:

- Strain Relief Series see page 57
- Reduced Diameter Seal: see page 58
- Endcaps: see page 63
- Endcaps + Reduced Diameter Seal: see page 65
- Solid Rear Seal: see page 66
- Protective Covers: see page 70
- Additional Colors: see page 43
- Adapter 6 Pin to RJ45: see page 72
- Contacts on page 83
- Tools on page 85

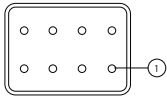


AT BOARD | LOCK
FLANGELESS WIRE TO
BOARD CONNECTORS
see page 77



AT PANEL | MATE
FLANGE MOUNT HARSH
ENVIRONMENT CONNECTORS
see page 81

AT
8 POSITIONS
13A



**AT SERIES STANDARD
PLUGS, RECEPTACLES & WEDGELOCKS**

Contact Size	16
Wire Range (AWG)	14-20 AWG
Amperage	13

Plug	Part Number	Description	Wedgelock	Part Number	Description
	AT06-08SA	Plug, 8-Way A Position*		AW8S	Wedgelock Plug, 8-Way
	AT06-08SA-KIT01	8 Socket Plug, Wedge and Contacts Kit			


Receptacle	Part Number	Description	Wedgelock	Part Number	Description
	AT04-08PA	Receptacle, 8-Way A Position*		AW8P	Wedgelock Receptacle, 8-Way
	AT04-08PA-KIT01	8 Pin Receptacle, Wedge and Contacts Kit			

Plug & Receptacle Kit	Part Number	Description
	AT8PS-CKIT	8-Way Pin and Socket Plug, Receptacle, Wedge and Contacts Kit

*Alternate keying positions available (B,C,D) see page 51

Other Available Options:

- Strain Relief Series see page 56
- Reduced Diameter Seal: see page 58
- Endcaps: see page 62
- Endcaps + Reduced Diameter Seal: see page 64
- Solid Rear Seal: see page 66
- Protective Cover: see page 70
- Additional Colors: see page 43
- Contacts sold separately on page 83
- Tools on page 85

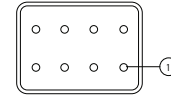


AT BOARD | LOCK
FLANGELESS WIRE TO
BOARD CONNECTORS
see page 77



AT PANEL | MATE
FLANGE MOUNT HARSH
ENVIRONMENT CONNECTORS
see page 81




AT SERIES 8-WAY B,C,D POSITION KEY PLUGS, RECEPTACLES & WEDGELOCKS



AT
8 POSITIONS-
B,C,D




Contact Size	16
Wire Range (AWG)	14-20 AWG
Amperage	13

STANDARD CONNECTORS

Plug	Part Number	Description
	AT06-08SB	Plug, 8-Way, B Position, Black
	AT06-08SC	Plug, 8-Way, C Position, Green
	AT06-08SD	Plug, 8-Way, D Position, Brown

Wedglock Part Number


AW8S

Receptacle	Part Number	Description
	AT04-08PB	Receptacle, 8-Way, B Position, Black
	AT04-08PC	Receptacle, 8-Way, C Position, Green
	AT04-08PD	Receptacle, 8-Way, D Position, Brown

Wedglock Part Number

AW8P

Other Available Options:
Reduced Diameter Seal page 58
Contacts on page 83
Tools on page 85

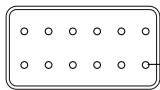


AT BOARD | LOCK
FLANGELESS WIRE TO
BOARD CONNECTORS
see page 77



AT PANEL | MATE
FLANGE MOUNT HARSH
ENVIRONMENT CONNECTORS
see page 81

AT 12 POSITIONS 13A



AT SERIES STANDARD PLUGS, RECEPTACLES & WEDGELOCKS

Contact Size	16
Wire Range (AWG)	14-20 AWG
Amperage	13

Plug	Part Number	Description	Wedglock	Part Number	Description
	AT06-12SA	Plug, 12-Way A Position*		AW12S	Wedglock Plug, 12-Way
	AT06-12SA-KIT01	12 Socket Plug, Wedge and Contacts Kit			

Receptacle	Part Number	Description	Wedglock	Part Number	Description
	AT04-12PA	Receptacle, 12-Way A Position*		AW12P	Wedglock Receptacle, 12-Way
	AT04-12PA-KIT01	12 Pin Receptacle, Wedge and Contacts Kit			


Plug & Receptacle Kit	Part Number	Description
	AT12PS-CKIT	12-Way Pin and Socket Plug, Receptacle, Wedge and Contacts Kit

*Alternate keying positions available (B,C,D) see page 53

NOTE: Wedglocks are required for all receptacles.

Other Available Options:

- Strain Relief Series see page 57
- Reduced Diameter Seal: see page 58
- Endcaps: see page 63
- Endcaps + Reduced Diameter Seal: see page 65
- Solid Rear Seal: see page 66
- Protective Covers: see page 70
- Additional Colors: see page 43
- Adapter 12 Pin to RJ45: see page 72
- Contacts on page 83
- Tools on page 85

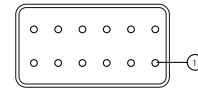


AT BOARD | LOCK
FLANGELESS WIRE TO
BOARD CONNECTORS
see page 77



AT PANEL | MATE
FLANGE MOUNT HARSH
ENVIRONMENT CONNECTORS
see page 81

AT SERIES 12-WAY B,C, D, X POSITION KEY PLUGS, RECEPTACLES & WEDGELOCKS



AT
12 POSITIONS-
B,C,D,X

Contact Size	16
Wire Range (AWG)	14-20 AWG
Amperage	13

STANDARD CONNECTORS

Plug	Part Number	Description	WedgeLock Part Number
	AT06-12SB	12-Way Plug, Female Connector with B Position Key, Black	 AW12S
	AT06-12SC	12-Way Plug, Female Connector with C Position Key, Green	
	AT06-12SD	12-Way Plug, Female Connector with D Position Key, Brown	
	AT06-12SX1	12-Way Plug, Female Connector, X1 Position Key	
	AT06-12SX2	12-Way Plug, Female Connector, X2 Position Key	

Receptacle	Part Number	Description	WedgeLock Part Number
	AT04-12PB	12-Way Receptacle, Male Connector with B Position Key and Extended Shroud, Black	 AW12P
	AT04-12PC	12-Way Receptacle, Male Connector with C Position Key and Extended Shroud, Green	
	AT04-12PD	12-Way Receptacle, Male Connector with D Position Key, Extended Shroud, Brown	

Other Available Options:

Reduced Diameter Seal: see page 58
Contacts on page 83
Tools on page 85

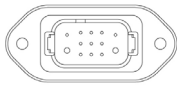


AT BOARD | LOCK
FLANGELESS WIRE TO
BOARD CONNECTORS
see page 77



AT PANEL | MATE
FLANGE MOUNT HARSH
ENVIRONMENT CONNECTORS
see page 81


AT
13 POSITIONS
13A, 25A






**AT SERIES 13-WAY STANDARD
 PLUGS & RECEPTACLES**


Contact Size	16 & 12
Wire Range (AWG)	14-20 AWG/ 10-14 AWG
Amperage	13, 25



MIXED CONNECTORS - POWER & SIGNAL

Plug	Part Number	Description
	AT1612-13SB	13-Way Plug, Female Connector with B Position Key, Black (Wedglock not required)

Receptacle	Part Number	Description
	AT1612-13PB	13-Way Receptacle, Male Connector with B Position Key, No Gasket, Black (Wedglock not required)
	AT1612-13PB-G	13-Way Receptacle, Pin, Panel Mount, Self-Threading, Standard Seal, Cap, Keyed B. (Wedglock not required)
	AT1612-13PBNF13	13-Way 90° Receptacle, Pin, Keyed B, PCB Mount (Wedglock not required, contacts included)

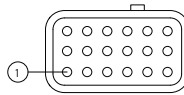
REDUCED DIAMETER SEAL (.053" - .120")

Plug	Part Number	Description
	AT1612-13SB-RD	13-Way Plug, Female Connector with B Position Key and Reduced Diameter Seal (E-Seal), Black (Wedglock not required)

Receptacle	Part Number	Description
	AT1612-13PB-RD	13-Way Panel Mount Receptacle, Key Position B, No Gasket, Reduced Diameter Seal (E-Seal). Black. (Wedglock not required)
	AT1612-13PB-RDG	13-Way, Flange Mount Receptacle, Gasket, Reduced Diameter Seal (E-Seal), Black. (Wedglock not required)

Contacts on pages 83,101
 Tools on page 85
 Gasket on page 84


AT SERIES 18-WAY STANDARD PLUG



AT
18 POSITIONS
13A

Contact Size	16
Wire Range (AWG)	14-20 AWG
Amperage	13

STANDARD CONNECTORS

Plug	Part Number	Description
	AT16-18SB-K004	18-Way Plug with Wedgelock and End Cap Included


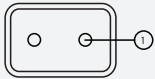





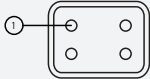


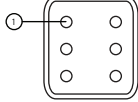


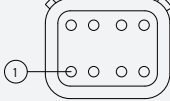


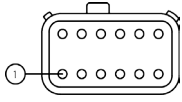

Contacts on page 83
 Tools on page 85

AT SERIES PLUG
STRAIN RELIEF SERIES

The AT Strain Relief Series' specifically designed wire cavities protect each individual wire seal, eliminating stress on the rear seal, maintaining IP67 sealing performance regardless of wire bundle direction or improper installation. It is a cost-effective and highly-reliable solution for wire routing, strain relief and sealing issues common in Heavy Duty applications. It ensures a complete environmental seal and necessary strain relief on the production line and in the field.

AT-SR01 has Standard Seals (.088 - .145")

AT-SR02 has Reduced Diameter Seals (.053 - .120" seals)

Plug	Face View	Part Number	Description	Wedglock Part Number
		AT06-2S-SR01BLK	Plug, 2-Way, Standard Seal	 AW2S
		AT06-2S-SR02BLK	Plug, 2-Way, Reduced Seal .053-.120"	
		AT06-3S-SR01BLK	Plug, 3-Way, Standard Seal	 AW3S
		AT06-3S-SR02BLK	Plug, 3-Way, Reduced Seal .053-.120"	
		AT06-4S-SR01BLK	Plug, 4-Way, Standard Seal	 AW4S
		AT06-4S-SR02BLK	Plug, 4-Way, Reduced Seal .053-.120"	
		AT06-6S-SR01BLK	Plug, 6-Way, Standard Seal	 AW6S
		AT06-6S-SR02BLK	Plug, 6-Way, Reduced Seal .053-.120"	
		AT06-08SA-SRGRY	Plug, 8-Way, Position A, Standard Seal	 AW8S
		AT06-08SA-SR2GY	Plug, 8-Way, Pos. A, Reduced Seal .053-.120"	
		AT06-12SA-SRGRY	Plug, 12-Way, Pos. A, Standard Seal	 AW12S
		AT06-12SA-SR2GY	Plug, 12-Way, Pos. A, Reduced Seal .053-.120"	



Color options pertain to connector body only. (see page 43 for options.)

NOTE: Wedglocks are required for all plugs.


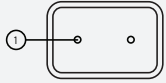


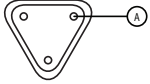


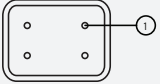


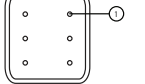


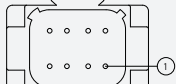


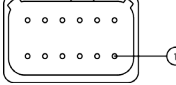

AT SERIES RECEPTACLE STRAIN RELIEF SERIES

AT STRAIN RELIEF 13A

The AT Strain Relief Series' specifically designed wire cavities protect each individual wire seal, eliminating stress on the rear seal, maintaining IP67 sealing performance regardless of wire bundle direction or improper installation. It is a cost-effective and highly-reliable solution for wire routing, strain relief and sealing issues common in Heavy Duty applications. It ensures a complete environmental seal and necessary strain relief on the production line and in the field.

AT-SR01 has Standard Seals (.088 - .145")

AT-SR02 has Reduced Diameter Seals (.053 - .120" seals)


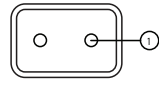



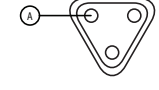



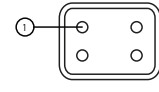



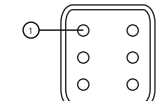



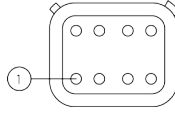


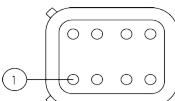

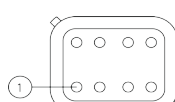

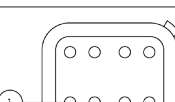
Receptacle	Face View	Part Number	Description	Wedglock Part Number
		AT04-2P-SR01BLK	Receptacle 2-Way, Standard Seal	 AW2P
		AT04-2P-SR02BLK	Receptacle 2-Way, Reduced Seal .053-.120	
		AT04-3P-SR01BLK	Receptacle 3-Way, Standard Seal	 AW3P
		AT04-3P-SR02BLK	Receptacle 3-Way, Reduced Seal .053-.120	
		AT04-4P-SR01BLK	Receptacle 4-Way, Standard Seal	 AW4P
		AT04-4P-SR02BLK	Receptacle 4-Way, Reduced Seal .053-.120	
		AT04-6P-SR01BLK	Receptacle 6-Way, Standard Seal	 AW6P
		AT04-6P-SR02BLK	Receptacle 6-Way, Reduced Seal .053-.120	
		AT04-08PA-SRGRY	Receptacle 8-Way, Pos. A, Standard Seal	 AW8P
		AT04-08PA-SR2GY	Receptacle 8-Way, Pos. A, Reduced Seal .053-.120	
		AT04-12PA-SRGRY	Receptacle 12-Way, Pos. A, Standard Seal	 AW12P
		AT04-12PA-SR2GY	Receptacle 12-Way, Pos. A, Reduced Seal .053-.120	



Color options pertain to connector body only. (see page 43 for options.)

NOTE: Wedglocks are required for all receptacles.

Reduced Diameter Seals (.053 - .120" seals)


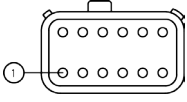


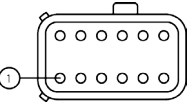

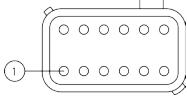

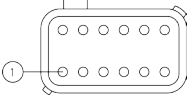
Plug	Face View	Part Number	Description	Wedglock Part Number
		AT06-2S-RD01	2-Way Plug, Female Connector with Reduced Diameter Seal (E-Seal)	 AW2S
		AT06-2S-RD01BLK	2-Way Plug, Black Female Connector with Reduced Diameter Seal (E-Seal)	
		AT06-3S-RD01	3-Way Plug, Female Connector with Reduced Diameter Seal (E-Seal)	 AW3S
		AT06-3S-RD01BLK	3-Way Plug, Black Female Connector with Reduced Diameter Seal (E-Seal)	
		AT06-4S-RD01	4-Way Plug, Female Connector with Reduced Diameter Seal (E-Seal)	 AW4S
		AT06-4S-RD01BLK	4-Way Plug, Black Female Connector with Reduced Diameter Seal (E-Seal)	
		AT06-6S-RD01	6-Way Plug, Female Connector with Reduced Diameter Seal (E-Seal)	 AW6S
		AT06-6S-RD01BLK	6-Way Plug, Black Female Connector with Reduced Diameter Seal (E-Seal)	
		AT06-08SA-RD01	8-Way Plug, Female Connector with A Position Key, Reduced Diameter Seals (E-Seal)	 AW8S
		AT06-08SB-RD01	8-Way Plug, Female Connector with B Position Key and Reduced Diameter Seal (E-Seal), Black	
		AT06-08SC-RD01	8-Way Plug, Female Connector with C Position Key and Reduced Diameter Seal (E-Seal), Green	
		AT06-08SD-RD01	8-Way Plug, Female Connector with D Position Key and Reduced Diameter Seal (E-Seal), Brown	

NOTE: Wedglocks are required for all plugs.


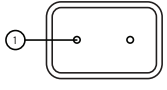



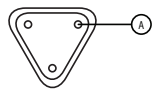



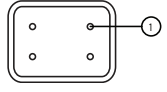



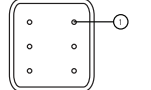



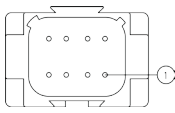


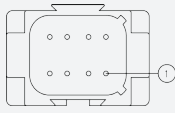

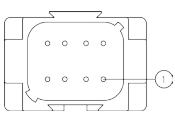

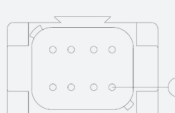
AT SERIES PLUG REDUCED DIAMETER SEAL PLUGS

AT
REDUCED DIA. SEALS
13A

Reduced Diameter Seals (.053 - .120" seals)

Plug	Face View	Part Number	Description	Wedgelock Part Number
		AT06-12SA-RD01	12-Way Plug, Female Connector with A Position Key and Reduced Diameter Seal (E-Seal)	 AW12S
		AT06-12SB-RD01	12-Way Plug, Female Connector with B Position Key and Reduced Diameter Seal (E-Seal), Black	
		AT06-12SC-RD01	12-Way Plug, Female Connector with C Position Key and Reduced Diameter Seal (E-Seal), Green	
		AT06-12SD-RD01	12-Way Plug, Female Connector with D Position Key and Reduced Diameter Seal (E-Seal), Brown	

Reduced Diameter Seals (.053 - .120" seals)

Receptacle	Face View	Part Number	Description	Wedglock Part Number
		AT04-2P-RD01	2-Way Receptacle, Male Connector with Reduced Diameter Seal (E-Seal)	 AW2P
		AT04-2P-RD01BLK	2-Way Receptacle, Black Male Connector with Reduced Diameter Seal (E-Seal)	
		AT04-3P-RD01	3-Way Receptacle, Male Connector with Reduced Diameter Seal (E-Seal)	 AW3P
		AT04-3P-RD01BLK	3-Way Receptacle, Black Male Connector with Reduced Diameter Seal (E-Seal)	
		AT04-4P-RD01	4-Way Receptacle, Male Connector with Reduced Diameter Seal (E-Seal)	 AW4P
		AT04-4P-RD01BLK	4-Way Receptacle, Black Male Connector with Reduced Diameter Seal (E-Seal)	
		AT04-6P-RD01	6-Way Receptacle, Male Connector with Reduced Diameter Seal (E-Seal)	 AW6P
		AT04-6P-RD01BLK	6-Way Receptacle, Black Male Connector with Reduced Diameter Seal (E-Seal)	
		AT04-08PA-RD01	8-Way Receptacle, Male Connector with A Position Key, Reduced Diameter Seal (E-Seal)	 AW8P
		AT04-08PB-RD01	8-Way Receptacle, Male Connector with B Position Key and Reduced Diameter Seal (E-Seal). Black	
		AT04-08PC-RD01	8-Way Receptacle, Male Connector with C Position Key and Reduced Diameter Seal (E-Seal), Green	
		AT04-08PD-RD01	8-Way Receptacle, Male Connector with D Position Key and Reduced Diameter Seal (E-Seal), Brown	


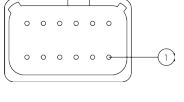


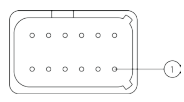

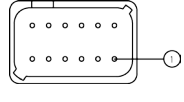

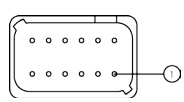
NOTE: Wedglocks are required for all receptacles

AT SERIES RECEPTACLE REDUCED DIAMETER SEAL


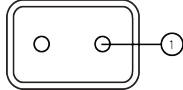



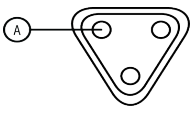



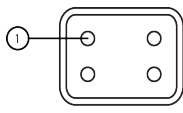



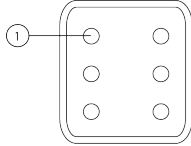



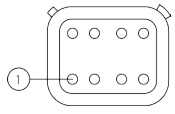


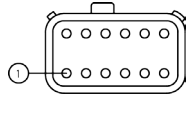

AT
REDUCED DIA. SEALS
13A

CONNECTOR SOLUTIONS

Reduced Diameter Seals (.053 - .120" seals)



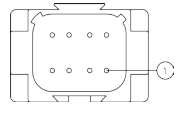


Receptacle	Face View	Part Number	Description	Wedglock Part Number
		AT04-12PA-RD01	12-Way Receptacle, Male Connector with A Position Key and Extended Shroud, Reduced Diameter Seal (E-Seal)	 AW12P
		AT04-12PB-RD01	12-Way Receptacle, Male Connector with B Position Key and Reduced Diameter Seal (E-Seal). Black	
		AT04-12PC-RD01	12-Way Receptacle, Male Connector with C Position Key and Extended Shroud, Reduced Diameter Seal (E-Seal), Green	
		AT04-12PD-RD01	12-Way Receptacle, Male Connector with D Position Key and Reduced Diameter Seal (E-Seal), Brown	

Modifications: Endcap over standard rear seal (.088 - .145")

Plug	Faceview	Part Number	Description	Wedglock Part Number
		AT06-2S-EC01	2-Way Plug, Female Connector with End Cap	 AW2S
		AT06-2S-EC01BLK	2-Way Plug, Black Female Connector with End Cap, Black	
		AT06-3S-EC01	3-Way Plug, Female Connector with End Cap	 AW3S
		AT06-3S-EC01BLK	3-Way Plug, Black Female Connector with End Cap, Black	
		AT06-4S-EC01	4-Way Plug, Female Connector with End Cap	 AW4S
		AT06-4S-EC01BLK	4-Way Plug, Black Female Connector with End Cap	
		AT06-6S-EC01	6-Way Plug, Female Connector with End Cap	 AW6S
		AT06-6S-EC01BLK	6-Way Plug, Black Female Connector with End Cap	
		AT06-08SA-EC01	8-Way Plug, Female Connector with A Position Key and End Cap	 AW8S
		AT06-12SA-EC01	12-Way Plug, Female Connector with A Position Key and End Cap	 AW12S

NOTE: Wedglocks are required for all plugs.

Modifications: Endcap over standard rear seal (.088 - .145")


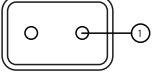



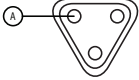



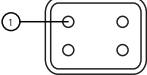



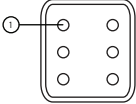



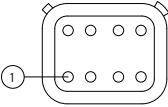



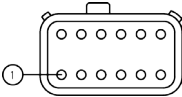



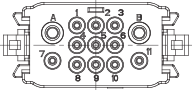
Receptacle	Faceview	Part Number	Description	Wedglock Part Number
		AT04-2P-EC01	2-Way Receptacle, Male Connector with End Cap	 AW2P
		AT04-2P-EC01BLK	2-Way Receptacle, Black Male Connector with End Cap, Black	
		AT04-3P-EC01	3-Way Receptacle, Male Connector with End Cap	 AW3P
		AT04-3P-EC01BLK	3-Way Receptacle, Male Connector with End Cap, Black	
		AT04-4P-EC01	4-Way Receptacle, Male Connector with End Cap	 AW4P
		AT04-4P-EC01BLK	4-Way Receptacle, Black Male Connector with End Cap, Black	
		AT04-6P-EC01	6-Way Receptacle, Male Connector with End Cap	 AW6P
		AT04-6P-EC01BLK	6-Way Receptacle, Black Male Connector with End Cap, Black	
		AT04-08PA-EC01	8-Way Receptacle, Male Connector with A Position Key and End Cap	 AW8P
		AT04-12PA-EC01	12-Way Receptacle, Male Connector with A Position Key and Extended Shroud and End Cap	 AW12P

NOTE: Wedglocks are required for all receptacles.

AT
END CAPS +
REDUCED DIA. SEAL
13A

AT SERIES PLUG
END CAP + REDUCED DIAMETER SEAL


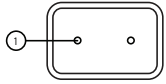



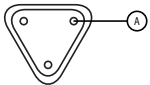



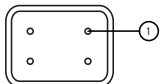



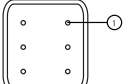



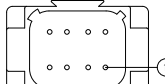



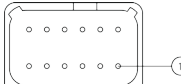


Mixed modifications: Endcap plus reduced diameter seal (.053-.120")

Plug	Face View	Part Number	Description	Wedglock Part Number
		AT06-2S-MM01	2-Way Plug, Female Connector with Reduced Diameter Seal (E-Seal) and End Cap	 AW2S
		AT06-2S-MM01BLK	2-Way Plug, Black Female Connector with Reduced Diameter Seal (E-Seal) and Enhanced Seal Retention (P012) and End Cap	
		AT06-3S-MM01	3-Way Plug, Female Connector with Reduced Diameter Seal (E-Seal) and End Cap	 AW3S
		AT06-3S-MM01BLK	3-Way Plug, Black Female Connector with Reduced Diameter Seal (E-Seal) and End Cap	
		AT06-4S-MM01	4-Way Plug, Female Connector with Reduced Diameter Seal (E-Seal) and End Cap	 AW4S
		AT06-4S-MM01BLK	4-Way Plug, Black Female Connector with Reduced Diameter Seal (E-Seal) and End Cap	
		AT06-6S-MM01	6-Way Plug, Female Connector with Reduced Diameter Seal (E-Seal) and End Cap	 AW6S
		AT06-6S-MM01BLK	6-Way Plug, Black Female Connector with Reduced Diameter Seal (E-Seal) and End Cap	
		AT06-08SA-MM01	8-Way Plug, Female Connector with A Position Key, Reduced Diameter Seals (E-Seal) and End Cap	 AW8S
		AT06-08SA-MMBLK	8-Way Plug, Black Female Connector with A Position Key, Reduced Diameter Seals (E-Seal) and End Cap	
		AT06-12SA-MM01	12-Way Plug, Female Connector with A Position Key and Reduced Diameter Seal (E-Seal) and End Cap	 AW12S
		AT06-12SA-MM01BLK	12-Way Plug, Black Female Connector with A Position Key and Reduced Diameter Seal (E-Seal) and Enhanced Seal Retention(P012) and End Cap	
		AT1612-13SB-RD	13 Position Plug, Reduced Diameter Seal, End Cap	not required

AT SERIES RECEPTACLE END CAP + REDUCED DIAMETER SEAL


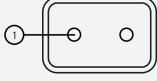

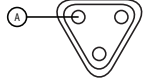

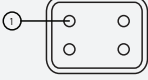

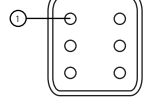

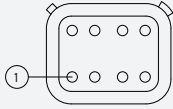

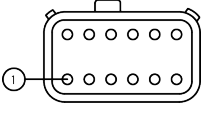
AT
END CAPS + REDUCED
DIA. SEAL 13A

Mixed modifications: Endcap plus reduced diameter seal (.053-.120")


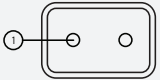



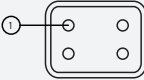

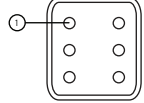

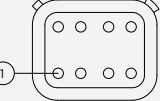

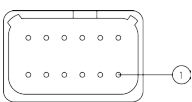
Receptacle	Face View	Part Number	Description	Wedglock Part Number
		AT04-2P-MM01	2-Way Receptacle, Male Connector with Reduced Diameter Seal (E-Seal) and End Cap	 AW2P
		AT04-2P-MM01BLK	2-Way Receptacle, Black Male Connector with Reduced Diameter Seal (E-Seal) and End Cap	
		AT04-3P-MM01	3-Way Receptacle, Male Connector with Reduced Diameter Seal (E-Seal) and End Cap	 AW3P
		AT04-3P-MM01BLK	3-Way Receptacle, Black Male Connector with Reduced Diameter Seal (E-Seal) and End Cap	
		AT04-4P-MM01	4-Way Receptacle, Male Connector with Reduced Diameter Seal (E-Seal) and End Cap	 AW4P
		AT04-4P-MM01BLK	4-Way Receptacle, Black Male Connector with Reduced Diameter Seal (E-Seal) and End Cap	
		AT04-6P-MM01	6-Way Receptacle, Male Connector with Reduced Diameter Seal (E-Seal) and End Cap	 AW6P
		AT04-6P-MM01BLK	6-Way Receptacle, Black Male Connector with Reduced Diameter Seal (E-Seal) and End Cap	
		AT04-08PA-MM01	8-Way Receptacle, Male Connector with A Position Key, Reduced Diameter Seal (E-Seal) and End Cap	 AW8P
		AT04-08PA-MMBLK	8-Way Receptacle, Black Male Connector with A Position Key, Reduced Diameter Seal (E-Seal) and End Cap	
		AT04-12PA-MM01	12-Way Receptacle, Male Connector with A Position Key and Extended Shroud, Reduced Diameter Seal (E-Seal) and End CAP	 AW12P
		AT04-12PA-MMBLK	12-Way Receptacle, Black Male Connector with A Position Key and Extended Shroud, Reduced Diameter Seal (E-Seal) and End Cap	

NOTE: Wedglocks are required for all receptacles

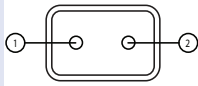
Modification: Solid Rear Seal + End cap for maintaining an environmental seal with unmated connectors

Plugs	Face View	Part Number	Description	Wedglock
		AT06-2S-SS01	2-Way Plug, Female Connector with Solid Rear Grommet. Wedglock included	
		AT06-3S-SS01	3-Way Plug, Female Connector with Solid Rear Grommet. Wedglock included	
		AT06-4S-SS01	4-Way Plug, Female Connector with Solid Rear Grommet. Wedglock included	
		AT06-6S-SS01	6-Way Plug, Female Connector with Solid Rear Grommet. Wedglock included	
		AT06-08SA-SS01	8-Way Plug, Female Connector with A Position Key and Solid Rear Grommet. Wedglock included	
		AT06-12SA-SS01	12-Way Plug, Female Connector with A Position Key and Solid Rear Grommet. Wedglock included	

Modification: Solid Rear Seal + End cap for maintaining an environmental seal with unmated connectors

Receptacles	Face View	Part Number	Description
		AT04-2P-SS01	2-Way Receptacle, Male Connector with Solid Rear Grommet
		AT04-3P-SS01	3-Way Receptacle, Male Connector with Solid Rear Grommet
		AT04-4P-SS01	4-Way Receptacle, Male Connector with Solid Rear Grommet
		AT04-6P-SS01	6-Way Receptacle, Male Connector with Solid Rear Grommet
		AT04-08PA-SS01	8-Way Receptacle, Male Connector with A Position Key and Solid Rear Grommet
		AT04-12PA-SS01	12-Way Receptacle, Male Connector with A Position Key and Extended Shroud and Solid Rear Grommet

AT
LED OPTIONS
13A/12 V



AT SERIES PLUG
12 VOLT LED OPTIONS

Designed for electromechanical applications where a visible LED light is integrated into a 2 position plug allowing the user to determine the device is receiving power. Environmentally sealed, field serviceable and cost effective while reducing costly trouble shooting time. 12V and 24V versions available.

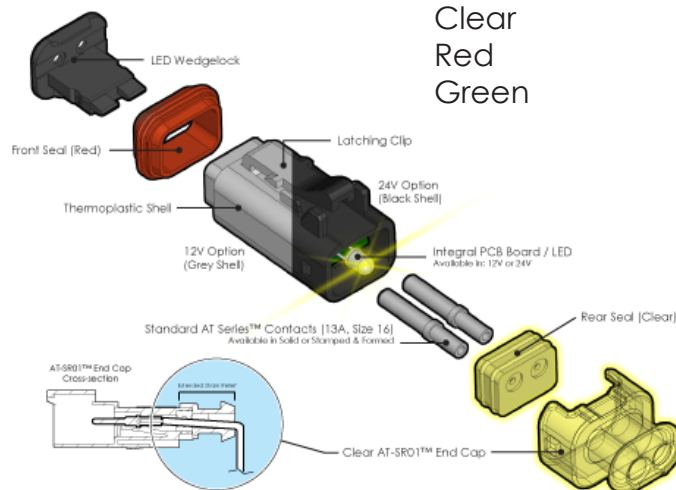
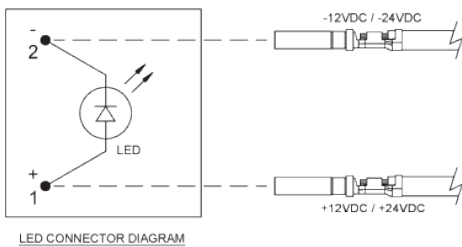
12 VOLT			
Part	Part Number	Description	Wedgeloock
	AT06-2S-LED1201	2-Way, Plug, LED, 12V, Clear endcap, Grey Body, CLEAR LED (Requires Wedgeloock P/N: AW2S-LED)	
	AT06-2S-LED1202	2-Way, Plug, LED, 12V, Clear endcap, Grey Body, Reduced Seal, SR01, CLEAR LED (Requires Wedgeloock P/N: AW2S-LED)	 AWS2S-LED
	AT06-2S-LED1220	2-Way, Plug, LED, 12V, Clear endcap, Grey Body, SR01, RED LED (Requires Wedgeloock P/N: AW2S-LED)	
	AT06-2S-LED1230	2-Way, Plug, LED, 12V, Clear endcap, Grey Body, SR01, GREEN LED (Requires Wedgeloock P/N: AW2S-LED)	
	AT06-2S-LED12K1	2-Way LED Plug Kit, 12V, Contacts and Wedge included, Grey, Clear endcap, CLEAR LED	
	AT06-2S-LED12K2	2-Way LED Plug Kit, 12V, Contacts and Wedge included, Reduced Seal, Grey, Clear endcap, CLEAR LED	

Connector Body Colors:

- Gray 12V
- Black 24V

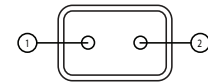
LED Color Options:

- Clear
- Red
- Green



*Yellow LED color and glowing effect used for illustration purpose








AT SERIES PLUG 24 VOLT LED OPTIONS



AT
LED OPTIONS
13A/ 24V

Features & Benefits

- Integral PCB Board/LED, Front and Rear Seals, and AT-SR01 End Cap Strain Reliefs come factory assembled on the Plug.
- Simply crimp the contact style of your choice...Insert...Snap the wedgelock into place.
- **NO ADDITIONAL ASSEMBLY REQUIRED**


24 VOLT			
Part	Part Number	Description	Wedgelock
	AT06-2S-LED2401	2-Way, Plug, LED, 24V, Clear Endcap, Black Body, CLEAR LED (Requires Wedgelock P/N: AW2S-LED)	 AWS2S-LED
	AT06-2S-LED2402	2-Way, Plug, LED, 24V, Clear Endcap, Reduced Seal, Black Body, CLEAR LED (Requires Wedgelock P/N: AW2S-LED)	
	AT06-2S-LED2420	2-Way, Plug, LED, 24V, Clear endcap, Grey Body, SR01, RED LED (Requires Wedgelock P/N: AW2S-LED)	
	AT06-2S-LED2430	2-Way, Plug, LED, 24V, Clear endcap, Black Body, SR01, GREEN LED (Requires Wedgelock P/N: AW2S-LED)	
	AT06-2S-LED24K1	2-Way LED Plug Kit, 24V, Contacts and Wedge included, Black, Clear endcap, CLEAR LED	
	AT06-2S-LED24K2	2-Way LED Plug Kit, 24V, Contacts and Wedge included, Reduced Seal, Black, Clear endcap, CLEAR LED	

Solenoids | Valves | Sensors | Manifolds
Coils | Diagnostics | Electronic Controls

- Field Serviceable • Cost-effective
- Quick diagnosis reduces troubleshooting time
- Environmentally-sealed for harsh environments
- Plug and Play - assembled the same as a standard connector

*Certain chosen devices must be diode-protected

**AT SERIES RECEPTACLE
PROTECTIVE COVERS**

Part	Face View	Part Number	Description
		AT06-2S-CAP	2-way Protective Cover for Plug, Black
		AT06-3S-CAP	3-way Protective Cover for Plug, Black
		AT06-4S-CAP	4-way Protective Cover for Plug, Black
		AT06-6S-CAP	6-way Protective Cover for Plug, Black
		AT06-08S-CAP	8-way, All Keys Protective Cover for Plug, Black
		AT06-12S-CAP	12-way, All Keys Protective Cover for Plug, Black



Mounting Hole provided on all sizes.
Please go to www.amphenol-sine.com and search
by part number to view datasheets.


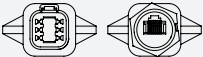
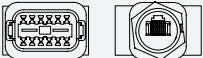

J-1939 Modifications - Plug, Receptacles & Wedgelocks

AT Series™ J-1939/11, 3-Pin connectors offer a high performance, reliable and cost effective solution for the SAE 3 position CAN Network requirements . This series is designed to be completely compatible with existing industry standard J1939/11 connectors and provides a complete line of connectors including Y receptacles, network terminations with 120 ohm resistors, and keyed wedgelocks to prevent mis-mating. Additionally, the AT Series offers the –SR01 Strain Relief series in both 3 way receptacles and plugs for critical J1939 in-line connections requiring increased environmental protection and strain relief.

Receptacle	Face View	Part Number	Description	Wedgelock Part Number
		AT04-3P-RY01	"Y" Receptacle, 3-Way, Grey *Wedgelock included	
		AT04-3P-RJ120BK	Receptacle, 3-Way, J-1939, 120 Ohm, Terminating Resistor, Black, *Wedgelock Included	 AW3P-1939 Wedgelock, 3-Way, J-1939, Blue
		AT04-3P-RJ120	Recep., 3-Way, J-1939, 120 Ohm, Terminating Resistor, Grey, *Wedgelock Included	
Plug	Face View	Part Number	Description	Wedgelock Part Number
		AT06-3S-SR-01BLK	Plug, 3-Way, Strain Relief, Black	 AW3S-1939 Wedgelock, Plug, 3-Way, J-1939, Blue
		AT06-3S-RJ120	Plug, 3-Way, J-1939, 120 Ohm Resistor, Grey, End Cap (Blue wedgelock included)	 AW3S Wedgelock, Plug, 3-Way
		AT06-3S-RJL120	Plug, 3-Way, J-1939, 120 Ohm Resistor, , Grey, End Cap, Latch Guard (Blue wedgelock included)	


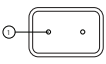

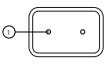

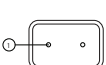

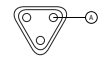

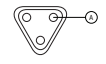

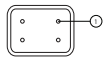

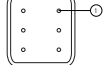
Adapter, 6/12 Pin to RJ45


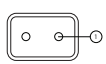



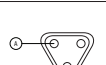

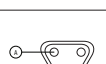
AT Series™ 6 Pin to RJ45 Adapters are developed to provide a direct connection between industry standard 6 position connectors and 8 position ethernet RJ45 connections.

Part	Face View	Part Number	Description
		P30307-XX	AT Series™ 6-Way Receptacle to RJ45 8-Way Receptacle
			AT Series™ 12-Way Receptacle to RJ45 8-Way Receptacle
	NA	ATRJ8-FSSR	RJ Plug, Sealed Strain Relief, Field Installable/ Serviceable Assembly, 13/16-28 Thread Receptacles (RJ plug not included)

TERMINATING RESISTORS AND DIODES

AT Series™ connectors are available with custom resistor values to meet specific application requirements. Consult Sales Representative for resistor, diode and other electronic packaging solutions.

Part	Face View	Part Number	Type	Description
		AT04-2P-R120YEL	Resistor	2-Way, Receptacle, 120 Ohm Resistor, NI Pins, Wedgelock, Yellow
		AT04-2P-THM10K	Thermistor	2-Way, Receptacle, 10K Ohm Thermistor, NI Pins, Wedgelock, Red
		AT04-2P-DIN4GRY	Diode	2-Way, Receptacle, Diode, 1N4004, NI Pins, Wedgelock, Gray
		AT04-3P-RJ120BK	Resistor	3-Way, Receptacle, J1939-11, 120 Ohm Resistor, Gold Pins, Blue Wedgelock, Black
		AT04-3P-RJ120	Resistor	3-Way, Receptacle, J1939-11, 120 Ohm Resistor, Gold Pins, Blue Wedgelock, Gray
		AT04-4P-R1K2K	Resistor	4-Way, Receptacle, 1.2K & 2.7K Ohm Resistor, NI Pins, Wedgelock, Gray
		AT04-6P-R120BL	Resistor	6-Way, Receptacle, 6 Gang Buss w/ 120 Ohm Resistor, Gold Pins, Wedgelock, Blue

Part	Face View	Part Number	Type	Description
		AT06-2S-R120YEL	Resistor	2-Way, Plug, 120 Ohm Resistor, NI Sockets, Standard Wedgelock, Yellow
		AT06-3S-RJ120BK	Resistor	3-Way, Plug, J1939-11, 120 Ohm Resistor, Gold Sockets, Blue Wedgelock, Black
		AT06-3S-RJ120	Resistor	3-Way, Plug, J-1939, 120 Ohm Resistor, End Cap, Blue Wedgelock, Grey
		AT06-3S-R680	Resistor	3-Way, Plug, 680 Ohm Resistor, End Cap, Standard Wedgelock, Grey NOTE: Resistor is between A and B position.


Extended Body AT Plugs Designed for Overmolding

Custom Cable Assemblies are available for any application, and carry with them the capabilities of being overmolded in any size or length necessary. We have many specialized configurations. For more information, please contact a Sales Representative at 1-800-394-7732.

Part	Face View	Part Number	Description	Wedglock
		AT06-2S-OMGRY	2-Way Custom Overmold Plug, Socket, Gray	 AW2S
		AT06-2S-OMBLK	2-Way Custom Overmold Plug, Socket, Black	
		AT06-2S-OMBLU	2-Way Custom Overmold Plug, Socket, Blue	
		AT06-2S-OMBRN	2-Way Custom Overmold Plug, Socket, Brown	
		AT06-2S-OMGRN	2-Way Custom Overmold Plug, Socket, Green	
		AT06-2S-OMRED	2-Way Custom Overmold Plug, Socket, Red	
		AT06-2S-OMWHT	2-Way Custom Overmold Plug, Socket, White	
		AT06-2S-OMYEL	2-Way Custom Overmold Plug, Socket, Yellow	

NOTE: These custom products are a sampling of the options available. For more options, please contact your Sales Representative.


Board|Lock™



Board | Lock™ Series

2, 3, 4, 6, 8, 12 and 13 Pos. / Size 16, 13A

13 Pos. (Mixed Power & Signal) / Size 12, 25A; Size 16, 13A



The Amphenol Board | Lock™ series combines flangeless wire-to-board versatility with the proven reliability of the A Series™ environmentally sealed thermoplastic connection system. Perfect for power or data signal applications, Board | Lock™ features a unique design which is compact, low-profile, lightweight and delivers proven durability in off-road and harsh environments. The snap-in board features allow for rapid placement and the enclosed latch-receiver design benefits potting and over-mold applications. When combined with the economical A Series™ positive polarization & available coding options, mis-mating occurrences are dramatically reduced.


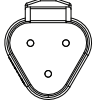


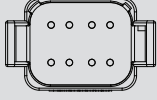
Our engineering teams can provide unique mixed-power & signal arrangements, 90° or straight PCB pins, or custom flange mount designs to reduce overall connector size and save space. We are committed to work with you to ensure a design that meets your needs.

Wire Range	Size 12 contacts will accept wire ranges of 12-14AWG; Size 16 contacts will accept 14-20AWG
Temperature	Operating temperature range: -55°C to +125°C at rated current
Housing/Latch	Thermoplastic/Integrated latch for mating
Dielectric Value	Meets or exceeds 1500 volts minimum
Shock	No latch disengagement or discontinuity shall be the result when subjected to 50 g's in each of three axis (X, Y & Z)
Vibration	Continued continuity without degradation to mechanical or physical attributes following vibration. (max acceleration 20 g's at Sine sweep of 10-2000Hz)
Connector Retention	A mated connector subjected to a pulling force by the exiting wire bundle at 25 lbs. times the number of contacts to a maximum of 100 lbs. applying load for 30 seconds
Thermal Shock	Subjected to 10 cycles at -55°C to +125°C with no cracking, chipping or other damage detrimental to the normal operation of the connector
Insulation Resistance	1000 megohms minimum at 25°C
Mating Cycle Durability	Following 100 cycles of connection engagement and disengagement, degradation either mechanical or electrical is not evident
Contact Millivolt Drop	Size 16 contacts with 16AWG conductor - 100 mV drop max at 13A test current
Water Immersion	A mated connection, properly wired, placed in an oven at +125°C for 1 hour, then placed immediately in a depth of water of 1 meter without loss of electronic performance

AT Series Board | Lock™ meets all the performance criteria and specifications of the AT Series™, and is also available in a wide variety of custom colors. Consult factory for complete specifications.

Contact Size:	16 (Included)
Wire Range (AWG):	14-20 AWG
Amperage:	13

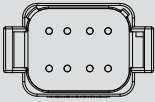
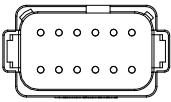
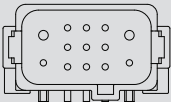
Go to AT Standard Connectors for Plug options starting on page 46

	Part Number	Description
	AT04-2P-BM01	2 Pos. Recep., Pin, Gold contact plating, PCB, Board Mount, No potting, Black
	AT04-2P-BM02	2 Pos. Recep., Pin, Gold contact plating, PCB, Board Mount, Potting, Black
	AT04-2P-BM03	2 Pos. Recep., Pin, Nickel contact plating, PCB, Board Mount, No potting, Black
	AT04-2P-BM04	2 Pos. Recep., Pin, Nickel contact plating, PCB, Board Mount, Potting, Black
	ATF13-2P-BM01	2 Pos. 90° Recep., Pin, Gold contact plating, PCB, Board Mount, Black
	ATF13-2P-BM02	2 Pos. 90° Recep., Pin, Nickel contact plating, PCB, Board Mount, Black
	AT04-3P-BM01	3 Pos. Recep., Pin, Gold contact plating, PCB, Board Mount, No potting, Black
	AT04-3P-BM02	3 Pos. Recep., Pin, Gold contact plating, PCB, Board Mount, Potting, Black
	AT04-3P-BM03	3 Pos. Recep., Pin, Nickel contact plating, PCB, Board Mount, No potting, Black
	AT04-3P-BM04	3 Pos. Recep., Pin, Nickel contact plating, PCB, Board Mount, Potting, Black
	ATF13-3P-BM01	3 Pos. 90° Recep., Pin, Gold contact plating, PCB, Board Mount, Black
	ATF13-3P-BM02	3 Pos. 90° Recep., Pin, Nickel contact plating, PCB, Board Mount, Black
	AT04-4P-BM01	4 Pos. Recep., Pin, Gold contact plating, PCB, Board Mount, No potting, Black
	AT04-4P-BM02	4 Pos. Recep., Pin, Gold contact plating, PCB, Board Mount, Potting, Black
	AT04-4P-BM03	4 Pos. Recep., Pin, Nickel contact plating, PCB, Board Mount, No potting, Black
	AT04-4P-BM04	4 Pos. Recep., Pin, Nickel contact plating, PCB, Board Mount, Potting, Black
	ATF13-4P-BM01	4 Pos. 90° Recep., Pin, Gold contact plating, PCB, Board Mount, Black
	ATF13-4P-BM02	4 Pos. 90° Recep., Pin, Nickel contact plating, PCB, Board Mount, Black
	AT04-6P-BM01	6 Pos. Recep., Pin, Gold contact plating, PCB, Board Mount, No potting, Black
	AT04-6P-BM02	6 Pos. Recep., Pin, Gold contact plating, PCB, Board Mount, Potting, Black
	AT04-6P-BM03	6 Pos. Recep., Pin, Nickel contact plating, PCB, Board Mount, No potting, Black
	AT04-6P-BM04	6 Pos. Recep., Pin, Nickel contact plating, PCB, Board Mount, Potting, Black
	ATF13-6P-BM01	6 Pos. 90° Recep., Pin, Gold contact plating, PCB, Board Mount, Black
	ATF13-6P-BM02	6 Pos. 90° Recep., Pin, Nickel contact plating, PCB, Board Mount, Black
	AT04-08PA-BM01	8 Pos. Recep., Pin, Gold contact plating, PCB, Board Mount, No potting, Gray
	AT04-08PA-BM02	8 Pos. Recep., Pin, Gold contact plating, PCB, Board Mount, Potting, Gray
	AT04-08PA-BM03	8 Pos. Recep., Pin, Nickel contact plating, PCB, Board Mount, No potting, Gray
	AT04-08PA-BM04	8 Pos. Recep., Pin, Nickel contact plating, PCB, Board Mount, Potting, Gray
	ATF13-08PA-BM01	8 Pos. 90° Recep., Pin, Nickel contact plating, PCB, Board Mount, Gray
	ATF13-08PA-BM02	8 Pos. Recep., Pin, Gold contact plating, PCB, Board Mount, No potting, Gray
	AT04-08PB-BM01	8 Pos. Recep., Pin, Gold contact plating, PCB, Board Mount, No potting, Black
	AT04-08PB-BM02	8 Pos. Recep., Pin, Gold contact plating, PCB, Board Mount, Potting, Black
	AT04-08PB-BM03	8 Pos. Recep., Pin, Nickel contact plating, PCB, Board Mount, No potting, Black
	AT04-08PB-BM04	8 Pos. Recep., Pin, Nickel contact plating, PCB, Board Mount, Potting, Black
	ATF13-08PB-BM01	8 Pos. 90° Recep., Pin, Gold contact plating, PCB, Board Mount, Black
	ATF13-08PB-BM02	8 Pos. 90° Recep., Pin, Nickel contact plating, PCB, Board Mount, Black
	AT04-08PC-BM01	8 Pos. Recep., Pin, Gold contact plating, PCB, Board Mount, No potting, Green
	AT04-08PC-BM02	8 Pos. Recep., Pin, Gold contact plating, PCB, Board Mount, Potting, Green
	AT04-08PC-BM03	8 Pos. Recep., Pin, Nickel contact plating, PCB, Board Mount, No potting, Green
	AT04-08PC-BM04	8 Pos. Recep., Pin, Nickel contact plating, PCB, Board Mount, Potting, Green
	ATF13-08PC-BM01	8 Pos. 90° Recep., Pin, Gold contact plating, PCB, Board Mount, Green
	ATF13-08PC-BM02	8 Pos. 90° Recep., Pin, Nickel contact plating, PCB, Board Mount, Green

Continued on next page

Contact Size	16
Wire Range (AWG)	14-20 AWG
Amperage	13

Go to AT Standard Connectors for Plug options starting on page 52

	AT04-08PD-BM01	8 Pos. Recep., Pin, Gold contact plating, PCB, Board Mount, No potting, Brown
	AT04-08PD-BM02	8 Pos. Recep., Pin, Gold contact plating, PCB, Board Mount, Potting, Brown
	AT04-08PD-BM03	8 Pos. Recep., Pin, Nickel contact plating, PCB, Board Mount, No potting, Brown
	AT04-08PD-BM04	8 Pos. Recep., Pin, Nickel contact plating, PCB, Board Mount, Potting, Brown
	ATF13-08PD-BM01	8 Pos. 90° Recep., Pin, Gold contact plating, PCB, Board Mount, Brown
	ATF13-08PD-BM02	8 Pos. 90° Recep., Pin, Nickel contact plating, PCB, Board Mount, Brown
	AT04-12PA-BM01	12 Pos. Recep., Pin, Gold contact plating, PCB, Board Mount, No potting, Gray
	AT04-12PA-BM02	12 Pos. Recep., Pin, Gold contact plating, PCB, Board Mount, Potting, Gray
	AT04-12PA-BM03	12 Pos. Recep., Pin, Nickel contact plating, PCB, Board Mount, No potting, Gray
	AT04-12PA-BM04	12 Pos. Recep., Pin, Nickel contact plating, PCB, Board Mount, Potting, Gray
	ATF13-12PA-BM01	12 Pos. 90° Recep., Pin, Gold contact plating, PCB, Board Mount, Gray
	ATF13-12PA-BM02	12 Pos. 90° Recep., Pin, Nickel contact plating, PCB, Board Mount, Gray
	AT04-12PB-BM01	12 Pos. Recep., Pin, Gold contact plating, PCB, Board Mount, No potting, Black
	AT04-12PB-BM02	12 Pos. Recep., Pin, Gold contact plating, PCB, Board Mount, Potting, Black
	AT04-12PB-BM03	12 Pos. Recep., Pin, Nickel contact plating, PCB, Board Mount, No potting, Black
	AT04-12PB-BM04	12 Pos. Recep., Pin, Nickel contact plating, PCB, Board Mount, Potting, Black
	ATF13-12PB-BM01	12 Pos. 90° Recep., Pin, Gold contact plating, PCB, Board Mount, Black
	ATF13-12PB-BM02	12 Pos. 90° Recep., Pin, Nickel contact plating, PCB, Board Mount, Black
	AT04-12PC-BM01	12 Pos. Recep., Pin, Gold contact plating, PCB, Board Mount, No potting, Green
	AT04-12PC-BM02	12 Pos. Recep., Pin, Gold contact plating, PCB, Board Mount, Potting, Green
	AT04-12PC-BM03	12 Pos. Recep., Pin, Nickel contact plating, PCB, Board Mount, No potting, Green
	AT04-12PC-BM04	12 Pos. Recep., Pin, Nickel contact plating, PCB, Board Mount, Potting, Green
	ATF13-12PC-BM01	12 Pos. 90° Recep., Pin, Gold contact plating, PCB, Board Mount, Green
	ATF13-12PC-BM02	12 Pos. 90° Recep., Pin, Nickel contact plating, PCB, Board Mount, Green
	AT04-12PD-BM01	12 Pos. Recep., Pin, Gold contact plating, PCB, Board Mount, No potting, Brown
	AT04-12PD-BM02	12 Pos. Recep., Pin, Gold contact plating, PCB, Board Mount, Potting, Brown
	AT04-12PD-BM03	12 Pos. Recep., Pin, Nickel contact plating, PCB, Board Mount, No potting, Brown
	AT04-12PD-BM04	12 Pos. Recep., Pin, Nickel contact plating, PCB, Board Mount, Potting, Brown
	ATF13-12PD-BM01	12 Pos. 90° Recep., Pin, Gold contact plating, PCB, Board Mount, Brown
	ATF13-12PD-BM02	12 Pos. 90° Recep., Pin, Nickel contact plating, PCB, Board Mount, Brown
	AT1612-13PBNF13	13 Pos. 90° Recep., Pin, Nickel contact plating, PCB, Board Mount, No potting, Black, Keyed B. Contact sizes 12, 16

AT Panel|Mate™



Panel | Mate™ Series

2, 3, 4, 6, 8 and 12 Position / Size 16, 13A
 13 Position / Size 12, 25A; Size 16, 13A



The Amphenol Panel | Mate™ series combines flange mounting options with the proven reliability of the AT/ATP Series™ environmentally-sealed thermoplastic connection system. Engineered with a one-piece sealed flange design for rapid and secure mounting, its durable high temperature silicone facial seal provides a barrier of protection from lubricating oils, hydraulic fluids and fossil fuels to withstand the challenges and complexities of harsh environment applications.

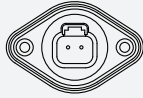
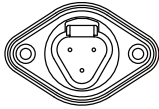
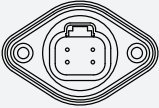
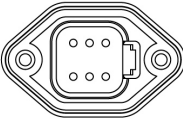
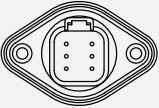
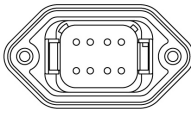
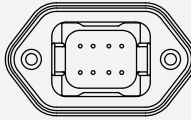
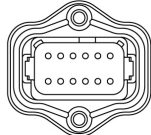
Wire Range	Size 12 contacts will accept wire ranges of 12-14AWG; Size 16 contacts will accept 14-20AWG.
Temperature	Operating temperature range: -55°C to +125°C at rated current
Housing/Latch	Thermoplastic/Integrated latch for mating
Dielectric Value	Meets or exceeds 1500 volts minimum
Drop Test	Shall not become detached or loosened when placed at 750mm and dropped to concrete eight times
Shock	No latch disengagement or discontinuity shall be the result when subjected to 50 g's in each of three axis (X, Y & Z)
Vibration	Continued continuity without degradation to mechanical or physical attributes following vibration. (max acceleration 20 g's at Sine sweep of 10-2000Hz)
Connector Terminal Retention	When subjected to a direct pull, contacts achieve a minimum pull-out force of 25 lbs.
Connector Retention	A mated connector subjected to a pulling force by the exiting wire bundle at 25 lbs. times the number of contacts to a maximum of 100 lbs. applying load for 30 seconds
Thermal Shock	Subjected to 10 cycles at -55°C to +125°C with no cracking, chipping or other damage detrimental to the normal operation of the connector
Insulation Resistance	1000 megohms minimum at 25°C
Mating Cycle Durability	Following 100 cycles of connection engagement and disengagement, degradation either mechanical or electrical is not evident
Contact Millivolt Drop	Size 16 contacts with 16AWG conductor - 100 mV drop max at 13A test current
Water Immersion	A mated connection, properly wired, placed in an oven at +125°C for 1 hour, then placed immediately in a depth of water of 1 meter without loss of electronic performance

AT/ATP Series Panel | Mate™ meets all the performance criteria and specifications of the AT Series™, and is also available in a wide variety of custom colors. Consult factory for complete specifications.

AT PANEL MATE SERIES RECEPTACLES

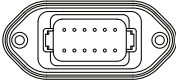
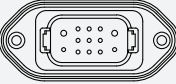
AT Panel|Mate
2-13 POSITIONS
13A

Go to AT Standard Connectors for Plug options starting on page 46

	Part Number	Description	Contact Size
	AT04-2P-PM11	2 Pos. Receptacle, Pin, Panel Mount, Self-Threading	16
	AT04-2P-PM12	2 Pos. Receptacle, Pin, Panel Mount, Self-Threading, RD01 Seal	16
	AT04-2P-PM13	2 Pos. Receptacle, Pin, Panel Mount, Self-Threading, Cap	16
	AT04-2P-PM14	2 Pos. Receptacle, Pin, Panel Mount, Self-Threading, RD01 Seal, Cap	16
	AT04-3P-PM11	3 Pos. Receptacle, Pin, Panel Mount, Self-Threading	16
	AT04-3P-PM12	3 Pos. Receptacle, Pin, Panel Mount, Self-Threading, RD01 Seal	16
	AT04-3P-PM13	3 Pos. Receptacle, Pin, Panel Mount, Self-Threading, Cap	16
	AT04-3P-PM14	3 Pos. Receptacle, Pin, Panel Mount, Self-Threading, RD01 Seal, Cap	16
	AT04-4P-PM11	4 Pos. Receptacle, Pin, Panel Mount, Self-Threading	16
	AT04-4P-PM12	4 Pos. Receptacle, Pin, Panel Mount, Self-Threading, RD01 Seal	16
	AT04-4P-PM13	4 Pos. Receptacle, Pin, Panel Mount, Self-Threading, Self-Threading, Cap	16
	AT04-4P-PM14	4 Pos. Receptacle, Pin, Panel Mount, Self-Threading, RD01 Seal, Cap	16
	AT04-6P-PM05	6 Pos. Flange Mount Receptacle with Gasket, Pin, Threaded	16
	AT04-6P-PM11	6 Pos. Receptacle, Pin, Panel Mount, Self-Threading	16
	AT04-6P-PM12	6 Pos. Receptacle, Pin, Panel Mount, Self-Threading, RD01 Seal	16
	AT04-6P-PM13	6 Pos. Receptacle, Pin, Panel Mount, Self-Threading, Cap	16
	AT04-6P-PM14	6 Pos. Receptacle, Pin, Panel Mount, Self-Threading, RD01 Seal, Cap	16
	AT04-08PA-PM05	8 Pos. Flange Mount Receptacle with Gasket, Pin, Threaded, Keyed A	16
	AT04-08PA-PM11	8 Pos. Receptacle, Pin, Panel Mount, Self-Threading, Keyed A	16
	AT04-08PA-PM12	8 Pos. Receptacle, Pin, Panel Mount, Self-Threading, RD01 Seal, Keyed A	16
	AT04-08PA-PM13	8 Pos. Receptacle, Pin, Panel Mount, Self-Threading, Cap, Keyed A	16
	AT04-08PA-PM14	8 Pos. Receptacle, Pin, Panel Mount, Self-Threading, RD01 Seal, Cap, Keyed A	16
	AT04-08PB-PM11	8 Pos. Receptacle, Pin, Panel Mount, Self-Threading, Keyed B	16
	AT04-08PB-PM12	8 Pos. Receptacle, Pin, Panel Mount, Self-Threading, RD01 Seal, Keyed B	16
	AT04-08PB-PM13	8 Pos. Receptacle, Pin, Panel Mount, Self-Threading, Cap, Keyed B	16
	AT04-08PB-PM14	8 Pos. Receptacle, Pin, Panel Mount, Self-Threading, RD01 Seal, Cap, Keyed B	16
	AT04-08PC-PM11	8 Pos. Receptacle, Pin, Panel Mount, Self-Threading, Keyed C	16
	AT04-08PC-PM12	8 Pos. Receptacle, Pin, Panel Mount, Self-Threading, RD01 Seal, Keyed C	16
	AT04-08PC-PM13	8 Pos. Receptacle, Pin, Panel Mount, Self-Threading, Cap, Keyed C	16
	AT04-08PC-PM14	8 Pos. Receptacle, Pin, Panel Mount, Self-Threading, RD01 Seal, Cap, Keyed C	16
	AT04-08PD-PM11	8 Pos. Receptacle, Pin, Panel Mount, Self-Threading, Keyed D	16
	AT04-08PD-PM12	8 Pos. Receptacle, Pin, Panel Mount, Self-Threading, RD01 Seal, Keyed D	16
	AT04-08PD-PM13	8 Pos. Receptacle, Pin, Panel Mount, Self-Threading, Cap, Keyed D	16
	AT04-08PD-PM14	8 Pos. Receptacle, Pin, Panel Mount, Self-Threading, RD01 Seal, Cap, Keyed D	16
	AT04-12PA-PM05	12 Pos. Flange Mount Receptacle with Gasket, Pin, Threaded, Keyed A	16

AT PANEL MATE SERIES RECEPTACLES (con't)

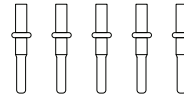
Go to AT Standard Connectors for Plug options starting on page 46

	Part Number	Description	Contact Size
	AT04-12PA-PM11	12 Pos. Receptacle, Pin, Panel Mount, Self-Threading, Keyed A	16
	AT04-12PA-PM12	12 Pos. Receptacle, Pin, Panel Mount, Self-Threading, RD01 Seal, Keyed A	16
	AT04-12PA-PM13	12 Pos. Receptacle, Pin, Panel Mount, Self-Threading, Cap, Keyed A	16
	AT04-12PA-PM14	12 Pos. Receptacle, Pin, Panel Mount, Self-Threading, RD01 Seal, Cap, Keyed A	16
	AT04-12PB-PM11	12 Pos. Receptacle, Pin, Panel Mount, Self-Threading, Keyed B	16
	AT04-12PB-PM12	12 Pos. Receptacle, Pin, Panel Mount, Self-Threading, RD01 Seal, Keyed B	16
	AT04-12PB-PM13	12 Pos. Receptacle, Pin, Panel Mount, Self-Threading, Cap, Keyed B	16
	AT04-12PB-PM14	12 Pos. Receptacle, Pin, Panel Mount, Self-Threading, RD01 Seal, Cap, Keyed B	16
	AT04-12PC-PM11	12 Pos. Receptacle, Pin, Panel Mount, Self-Threading, Keyed C	16
	AT04-12PC-PM12	12 Pos. Receptacle, Pin, Panel Mount, Self-Threading, RD01 Seal, Keyed C	16
	AT04-12PC-PM13	12 Pos. Receptacle, Pin, Panel Mount, Self-Threading, Cap, Keyed C	16
	AT04-12PC-PM14	12 Pos. Receptacle, Pin, Panel Mount, Self-Threading, RD01 Seal, Cap, Keyed C	16
	AT04-12PD-PM11	12 Pos. Receptacle, Pin, Panel Mount, Self-Threading, Keyed D	16
	AT04-12PD-PM12	12 Pos. Receptacle, Pin, Panel Mount, Self-Threading, RD01 Seal, Keyed D	16
AT04-12PD-PM13	12 Pos. Receptacle, Pin, Panel Mount, Self-Threading, Cap, Keyed D	16	
AT04-12PD-PM14	12 Pos. Receptacle, Pin, Panel Mount, Self-Threading, RD01 Seal, Cap, Keyed D	16	
	AT1612-13PB-RDG	13 Pos., Receptacle, Pin, Panel Mount, Self Threading, RD01 Seal, Cap, Keyed B	16-12
	AT1612-13PB-G	13 Pos., Receptacle, Pin, Panel Mount, Self Threading, Standard Seal, Cap, Keyed B	16-12
	AT04-XP-PM1X-G7	Gasket for 2, 3, 4, 6 Position Receptacles (AT Size 16 receptacles only)	-
	AT04-08PB-G7	Gasket for 8 Position Receptacle	-
	AT1612-PB-G7	Gasket for 12, 13 Position Receptacle	-

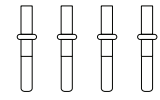
Amphenol offers two types of contacts for use in our products: Solid and Stamped & Formed. Both types of contacts utilize the simple crimp-style termination, requiring no solder usage.



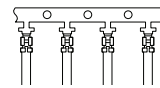
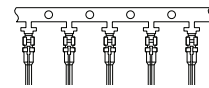
Solid/Machined Male Pins



Solid/Machined Female Sockets



Stamped & Formed Male Pins



Stamped & Formed Female Sockets

Standard Contacts - Solid Sockets & Pins

Series	Size	AWG	Type	Part Number	Description
AT	16	14	Solid	AT62-209-1631	Female Contact - Socket, Gold-plated
AT	16	14	Solid	AT62-209-16141	Female Contact - Socket, Nickel-plated
AT	16	16-20	Solid	AT62-201-1631	Female Contact - Socket, Gold-plated
AT	16	16-20	Solid	AT62-201-16141	Female Contact - Socket, Nickel-plated
AT	16	14	Solid	AT60-215-1631	Male Contact - Pin, Gold-plated
AT	16	14	Solid	AT60-215-16141	Male Contact - Pin, Nickel-plated
AT	16	16-20	Solid	AT60-202-1631	Male Contact - Pin, Gold-plated
AT	16	16-20	Solid	AT60-202-16141	Male Contact - Pin, Nickel-plated

Standard Contacts - Stamped & Formed Sockets & Pins

Series	Size	AWG	Type	Part Number	Description
AT	16	14-16	S & F	AT62-14-0122	Female Contact - Socket, Nickel-plated
AT	16	14-16	S & F	AT62-14-0144	Female Contact - Socket, Gold-plated
AT	16	16-18	S & F	AT62-16-0122	Female Contact - Socket, Nickel-plated
AT	16	16-18	S & F	AT62-16-0144	Female Contact - Socket, Gold-plated
AT	16	18-20	S & F	AT62-16-0622	Female Contact - Socket, Nickel-plated
AT	16	18-20	S & F	AT62-16-0644	Female Contact - Socket, Gold-plated
AT	16	14-16	S & F	AT60-14-0122	Male Contact - Pin, Nickel-plated
AT	16	14-16	S & F	AT60-14-0144	Male Contact - Pin, Gold-plated
AT	16	16-18	S & F	AT60-16-0122	Male Contact - Pin, Nickel-plated
AT	16	16-18	S & F	AT60-16-0144	Male Contact - Pin, Gold-plated
AT	16	18-20	S & F	AT60-16-0622	Male Contact - Pin, Nickel-plated
AT	16	18-20	S & F	AT60-16-0644	Male Contact - Pin, Gold-plated

Seal Plugs



AT	16	12-16	-	A114017	Seal Plugs, White
AT	16	16	-	A114017-SR	Seal Plugs, Black

Gasket






AT	16	12-16	-	AT1612-PB-G7	Gasket for 13-Way Receptacle (ONLY)
----	----	-------	---	--------------	-------------------------------------



Amphenol offers two types of contacts for use in our products: Solid and Stamped & Formed. Both types of contacts utilize the simple crimp-style termination, requiring no solder usage. Below are the tools available to assist with your crimping needs to ensure a proper connection between contact and wire.

Part	Part Number	Description
	CA-5D12	Universal Hand Crimp Tool, Size 12/16/20 *Solid contacts only
	CA-5E12	Pneumatic Crimp Tool, Size 12/16/20 *Solid contacts only
	MFX-3950	Crimp Die - Size 16, 18-20AWG (Stamped & Formed Contacts)
	MFX-3953	Crimp Die - Size 16, 16-18AWG (Stamped & Formed Contacts)
	MFX-3975	Crimp Die - Size 16, 14-16AWG (Stamped & Formed Contacts)
	ATT-16-00	Size 16, 14-16AWG, Stamped & Formed Contact Tool
	ATT-16-01	Size 16, 18-20AWG, Stamped & Formed Contact Tool


AT Series™ Contact Removal Tools

Part	Part Number	Description
	<p>ATR-100</p>	<p>Used for removal of contacts for AT Series™ products</p>
	<p>AT11-310-1605</p>	<p>Contact Removal Tool, plastic, Size 16 <i>(Used on AT1612 Series connectors, where wedgelock is not required. See pages 54,64,78,82,99)</i></p>
	<p>AT11-337-1205</p>	<p>Contact Removal Tool, plastic Size 12 <i>(Used on AT1612 Series connectors, where wedgelock is not required. See pages 54,64,78,82,99)</i></p>

The AT Series™ Field Repair Kits are the ideal companion for anyone performing on-site or in-the-field maintenance. They contains a full range of plugs, receptacles, wedges, contacts, seals and tools, as well as a cross-reference guide, all in a heavy duty plastic carrying case, easily labeled for quick identification.

Part	Part Number	Description
	<p>AT-RK100</p>	<p>Large Field Repair Kit contents:</p> <p>AT04-2P: 2 Pos. Recep. (15 qty.) AT04-3P: 3 Pos. Recep. (10 qty.) AT04-4P: 4 Pos. Recep. (10 qty.) AT04-6P: 6 Pos. Recep. (10 qty.) AT04-08PA: 8 Pos. Recep. (5 qty.) AT04-12PA: 12 Pos. Recep. (5 qty.) AT06-2S: 2 Pos. Plug (15 qty.) AT06-3S: 3 Pos. Plug (10 qty.) AT06-4S: 4 Pos. Plug (10 qty.) AT06-6S: 6 Pos. Plug (10 qty.) AT06-08SA: 8 Pos. Plug (5 qty.) AT06-12SA: 12 Pos. Plug (5 qty.) AW2P: 2 Pos. Recep. Wedge (15 qty.) AW3P: 3 Pos. Recep. Wedge (10 qty.) AW4P: 4 Pos. Recep. Wedge (10 qty.) AW6P: 6 Pos. Recep. Wedge (10 qty.) AW8P: 8 Pos. Recep. Wedge (5 qty.) AW12P: 12 Pos. Recep. Wedge (5 qty.) AW2S: 2 Pos. Plug Wedge (15 qty.) AW3S: 3 Pos. Plug Wedge (10 qty.) AW4S: 4 Pos. Plug Wedge (10 qty.) AW6S: 6 Pos. Plug Wedge (10 qty.) AW8S: 8 Pos. Plug Wedge (5 qty.) AW12S: 12 Pos. Plug Wedge (5 qty.) AT62-201-1614: Female Contacts - Machined (150 qty.) AT60-202-16141: Male Contacts - Machined (150 qty.) ATRT-100: Removal Tool for Contact/Wedges (1 qty.) AT-RCT100: Universal Repair Case Tool (1 qty.) AT-RM100: Repair Manual (1 qty.) A114017: Blank Seal 16Awg (20 qty.)</p>
	<p>AT-RK200</p>	<p>Miniature Field Repair Kit contents:</p> <p>AT04-2P: 2 Pos. Recep. (5 qty.) AT04-3P: 3 Pos. Recep. (5 qty.) AT04-4P: 4 Pos. Recep. (5 qty.) AT04-6P: 6 Pos. Recep. (3 qty.) AT04-08PA: 8 Pos. Recep. (1 qty.) AT04-12PA: 12 Pos. Recep. (1 qty.) AT06-2S: 2 Pos. Plug (5 qty.) AT06-3S: 3 Pos. Plug (5 qty.) AT06-4S: 4 Pos. Plug (5 qty.) AT06-6S: 6 Pos. Plug (3 qty.) AT06-08SA: 8 Pos. Plug (1 qty.) AT06-12SA: 12 Pos. Plug (1 qty.) AW2P: 2 Pos. Recep. Wedge (5 qty.) AW3P: 3 Pos. Recep. Wedge (5 qty.) AW4P: 4 Pos. Recep. Wedge (5 qty.) AW6P: 6 Pos. Recep. Wedge (3 qty.) AW8P: 8 Pos. Recep. Wedge (1 qty.) AW12P: 12 Pos. Recep. Wedge (1 qty.) AW2S: 2 Pos. Plug Wedge (5 qty.) AW3S: 3 Pos. Plug Wedge (5 qty.) AW4S: 4 Pos. Plug Wedge (5 qty.) AW6S: 6 Pos. Plug Wedge (3 qty.) AW8S: 8 Pos. Plug Wedge (1 qty.) AW12S: 12 Pos. Plug Wedge (1 qty.) AT62-201-1614: Female Contacts - Machined (50 qty.) AT60-202-16141: Male Contacts - Machined (50 qty.) ATRT-100: Removal Tool for Contact/Wedges (1 qty.) AT-RM100: Repair Manual (1 qty.) A114017: Blank Seal 16Awg (10 qty.)</p>

ATP | Series™




ATP Series™

Overview

ATP Series™ connectors are designed as a high-performance, cost-effective, thermoplastic solution to be used within the Marine, Heavy Equipment, Agricultural, Automotive, Alternative Energy fields, as well as other demanding interconnect applications. Available in 2 and 4 position options, the ATP Series™ Connectors contain superior environmental seals, seal retention capabilities and are designed for use with 10-14AWG with size 12 contacts handling up to 25A.

ATP Series™ connectors are compatible with other existing standard products industry-wide.



Features & Benefits

Current Capacity	Size 12, 25A (max)
Wire Range	Size 12 contacts will accept wire ranges of 12 thru 14AWG
Temperature	Operative at temperatures from -55°C to +125°C. Continuous at rated current.
Dielectric Withstanding Voltage	Current leak less than 2 milliamps at 1500 VAC
Physical Shock	No unlocking, unmating or other unsatisfactory results during or after 50 G's in each of three usually perpendicular planes. No electrical discontinuities longer than 1 microsecond. MIL-STD 202. Method 213, Condition "C".
Vibration	Maintains continuity and exhibits no mechanical or physical damage after vibration levels of 20 G's at 10-2000 Hz.
Insulation Resistance	1000 megohms minimum at 25°C
Corrosion Resistance	Connectors show no evidence of corrosion after exposure to 48 hours of salt spray per MIL - STD 1344, method 1001.
Submersion	IP67. Wired and mated connection will withstand immersion under three feet of water without loss of electronic qualities or leakage.
Fluid Resistance	Connectors show no damage when exposed to most fluids used in industrial application.
Contact Retention Contacts (minimum load)	70lbs. for Size 12 contacts.
Thermal Cycle	No cracking, chipping or leaking after 20 test cycles from -55°C to +125°C.
Durability	No electrical or mechanical defects after 100 cycles of engagement and disengagement.

ATP Series™

Features & Benefits, cont.

Contact Resistance

Contacts
Wire Gauge

Size 12
12AWG

Contact Milivolt Drop

Size 12 (stamped & formed) contacts with 12AWG conductor - 60 mV (solid contact) drop max; 100 mV (stamped & formed contact) drop max at 25A test current

Wire Sealing Range

Contacts
Recommended Wire
Installation O.D.

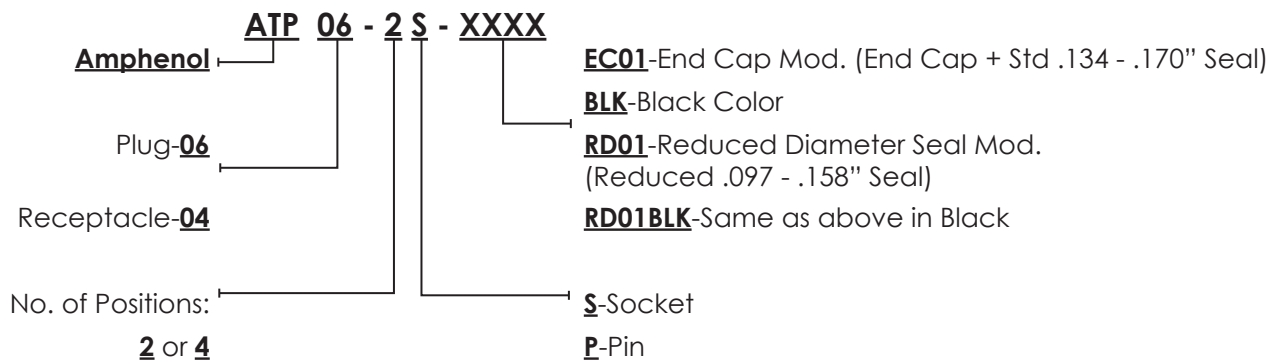
Size 12
Standard (S-Seal) .134-.195"
Thin Wall (RD-Seal) .097-.158"

Product Material

Shell
Seals
Wedge
Contacts

Thermoplastic
Silicone Elastomer
Thermoplastic
Pins: Copper alloy; Sockets: Copper alloy; Finish: Nickel-plated (optional Gold)

ATP Series™ Part Numbering Sequence

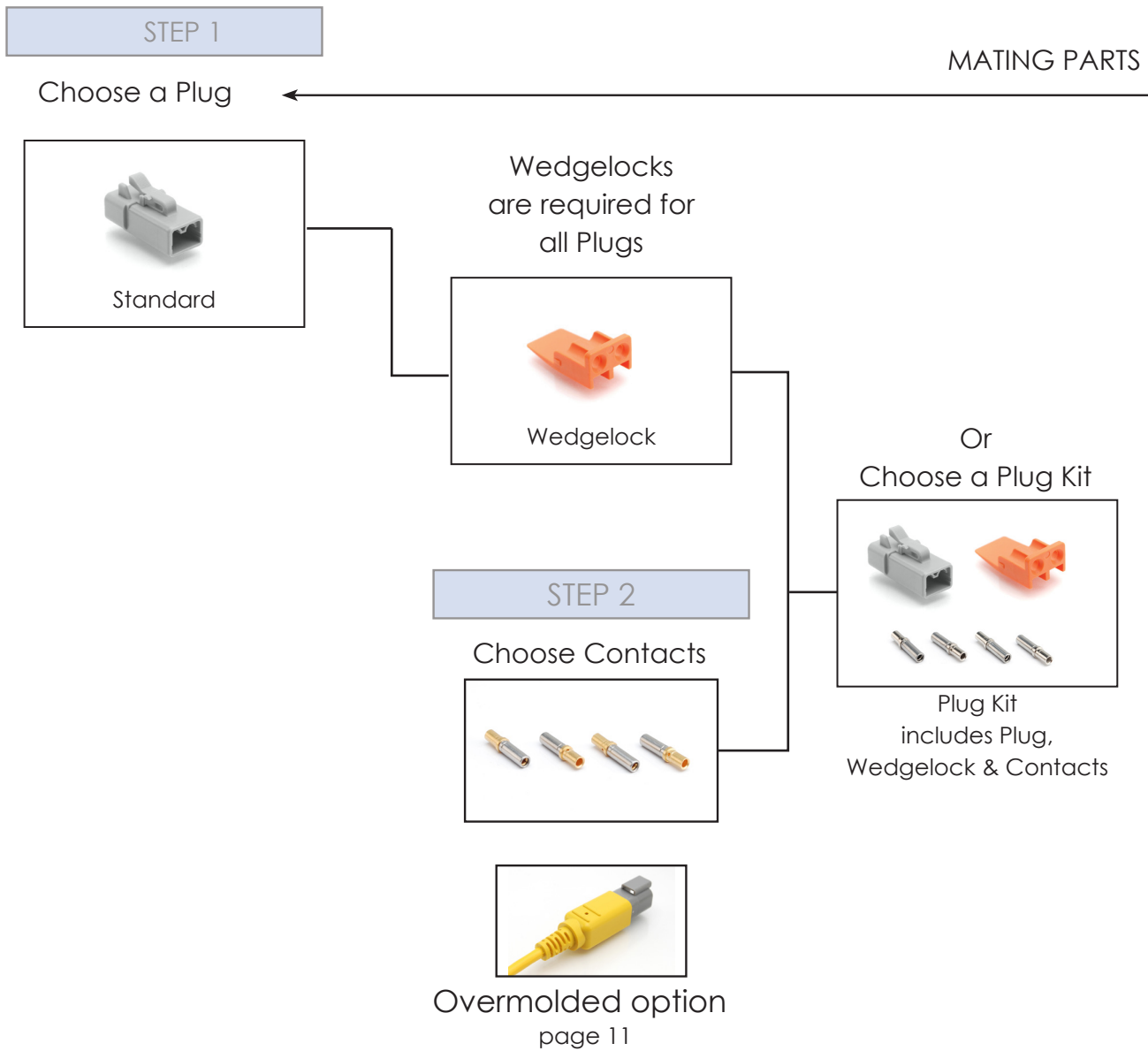


Color	Modification Number	Color	Modification Number
Black	XXXX-XXXX- BLK	Yellow	XXXX-XXXX- YEL
White	XXXX-XXXX- WHT	Green	XXXX-XXXX- GRN
Brown	XXXX-XXXX- BRN	Blue	XXXX-XXXX- BLU
Grey	XXXX-XXXX- GRY	Red	XXXX-XXXX- RED



NOTE: The above modifications (-XXXX) are only a sampling of the options available to our customers. For more information, please contact your Sales Representative.

ATP Series™ Connector Configurations




Need a complete Cable Assembly?

See page 11 or contact the factory for assistance

Toll Free: 1-800-394-7732

STEP 3

Choose a Receptacle



Wedgelocks are required for all Receptacles



Or
Choose a
Receptacle Kit




STEP 4

Choose Contacts

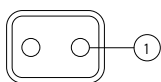


Overmolded option
page 11

Or
Choose a Plug &
Receptacle Kit



ATP
2 POSITIONS
25A



**ATP SERIES STANDARD
 PLUGS, RECEPTACLES & WEDGELOCKS**

Contact Size	12
Wire Range (AWG)	10-14 AWG
Amperage	25

Plug	Part Number	Description	Wedglock	Part Number	Description
	ATP06-2S	Plug, 2-Way		AWP-2S	Wedglock Plug, 2-Way
	ATP06-2S-KIT01	2 Socket Plug, Wedge and Contacts Kit			
	ATP06-2S-BLK	Plug, 2-Way Black		AWP-2S	Wedglock Plug, 2-Way

Receptacle	Part Number	Description	Wedglock	Part Number	Description
	ATP04-2P	Receptacle, 2-Way		AWP-2P	Wedglock Receptacle, 2-Way
	ATP04-2P-KIT01	2 Pin Receptacle, Wedge and Contacts Kit			
	ATP04-2P-BLK	Receptacle, 2-Way Black		AWP-2P	Wedglock Receptacle, 2-Way

Plug & Receptacle Kit	Part Number	Description
	ATP2PS-CKIT	2-Way Pin and Socket Plug, Receptacle, Wedge and Contacts Kit

NOTE: Wedglocks are required for all plug and receptacles

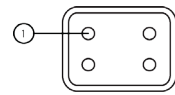
Other Available Options:

- End Caps see page 94
- Reduced Diameter Seals see page 95
- Contacts see page 101
- Tools see page 102



ATP PANEL | MATE
 FLANGE MOUNT HARSH ENVIRONMENT CONNECTORS
 see page 99

ATP SERIES STANDARD PLUGS, RECEPTACLES & WEDGELOCKS



ATP
4 POSITIONS
25A

Contact Size	12
Wire Range (AWG)	10-14 AWG
Amperage	25

Plug	Part Number	Description	Wedglock	Part Number	Description
	ATP06-4S	Plug, 4-Way		AWP-4S	Wedglock Plug, 4-Way
	ATP06-4S-KIT01	4 Socket Plug, Wedge and Contacts Kit			
	ATP06-4S-BLK	Plug, 4-Way Black		AWP-4S	Wedglock Plug, 4-Way
Receptacle	Part Number	Description	Wedglock	Part Number	Description
	ATP04-4P	Receptacle, 4-Way		AWP-4P	Wedglock Receptacle, 4-Way
	ATP04-4P-KIT01	4 Pin Receptacle, Wedge and Contacts Kit			
	ATP04-4P-BLK	Receptacle, 4-Way Black		AWP-4P	Wedglock Receptacle, 4-Way
Plug & Receptacle Kit	Part Number	Description			
	ATP4PS-CKIT	4-Way Pin and Socket Plug, Receptacle, Wedge and Contacts Kit			

NOTE: Wedglocks are required for all plug and receptacles

Other Available Options:

- End Caps see page 94
- Reduced Diameter Seals see page 95
- Contacts see page 101
- Tools see page 102




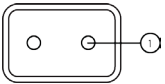


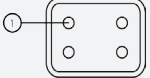

ATP PANEL | MATE
FLANGE MOUNT HARSH ENVIRONMENT CONNECTORS
see page 99


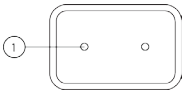


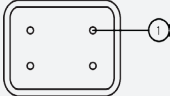

ATP SERIES STANDARD PLUG and RECEPTACLE
END CAPS

Contact Size	12
Wire Range (AWG)	10-14 AWG
Amperage	25

AT Series™ connectors offer several modifications for increased design flexibility or special application requirements.

END CAPS

Plug	Faceview	Part Number	Description	Wedglock Part Number
		ATP06-2S-EC01	2-Way Plug, Female Connector with End Cap	 AWP-2S
		ATP06-4S-EC01	4-Way Plug, Female Connector with End Cap	 AWP-4S

Receptacle	Faceview	Part Number	Description	Wedglock Part Number
		ATP04-2P-EC01	2-Way Receptacle, Male Connector with End Cap	 AWP-2P
		ATP04-4P-EC01	4-Way Receptacle, Male Connector with End Cap	 AWP-4P


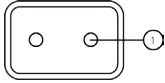



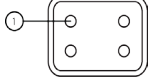


NOTE: Wedglocks are required for all plug and receptacles.


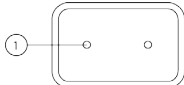


ATP SERIES STANDARD PLUG and RECEPTACLE REDUCED DIAMETER SEALS

ATP
REDUCED DIA.
SEALS 25A

Contact Size	12
Wire Range (AWG)	10-14 AWG
Amperage	25

REDUCED DIAMETER SEALS (.053" - .120")

Plug	Faceview	Part Number	Description	Wedglock Part Number
		ATP06-2S-RD01	2-Way Plug, Female Connector with Reduced Diameter Seal	 AWP-2S
		ATP06-2S-RD01BK	2-Way Plug, Female Connector with Reduced Diameter Seal, Black	
		ATP06-4S-RD01	4-Way Plug, Female Connector with Reduced Diameter Seal	 AWP-4S
		ATP06-4S-RD01BK	4-Way Plug, Female Connector with Reduced Diameter Seal, Black	

Receptacle	Faceview	Part Number	Description	Wedglock Part Number
		ATP04-2P-RD01	2-Way Receptacle, Male, Reduced Diameter Seal	 AWP-2P
		ATP04-4P-RD01	4-Way Receptacle, Male, Reduced Diameter Seal	

NOTE: Wedglocks are required for all plug and receptacles.

ATP Panel|Mate™



ATP Panel | Mate™ Series

2, 4, 13 Position / Size 12, 25A

13 Position / Size 12, 25A; Size 16, 13A

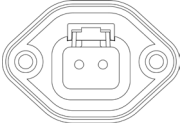
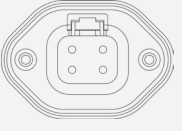
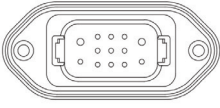



The Amphenol Panel | Mate™ series combines flange mounting options with the proven reliability of the AT/ATP Series™ environmentally-sealed thermoplastic connection system. Engineered with a one-piece sealed flange design for rapid and secure mounting, its durable high temperature silicone facial seal provides a barrier of protection from lubricating oils, hydraulic fluids and fossil fuels to withstand the challenges and complexities of harsh environment applications.

Current Capacity	Size 12, 25A (max)
Wire Range	Size 12 contacts will accept wire ranges of 10 thru 14AWG
Temperature	Operative at temperatures from -55°C to +125°C. Continuous at rated current.
Dielectric Withstanding Voltage	Current leak less than 2 milliamps at 1500 VAC
Physical Shock	No unlocking, unmating or other unsatisfactory results during or after 50 G's in each of three usually perpendicular planes. No electrical discontinuities longer than 1 microsecond. MIL-STD 202. Method 213, Condition "C".
Vibration	Maintains continuity and exhibits no mechanical or physical damage after vibration levels of 20 G's at 10-2000 Hz.
Insulation Resistance	1000 megohms minimum at 25°C
Corrosion Resistance	Connectors show no evidence of corrosion after exposure to 48 hours of salt spray per MIL - STD 1344, method 1001.
Submersion	IP67. Wired and mated connection will withstand immersion under three feet of water without loss of electronic qualities or leakage.
Fluid Resistance	Connectors show no damage when exposed to most fluids used in industrial application.
Contact Retention Contacts (minimum load)	70lbs. for Size 12 contacts.
Thermal Cycle	No cracking, chipping or leaking after 20 test cycles from -55°C to +125°C.
Durability	No electrical or mechanical defects after 100 cycles of engagement and disengagement.

AT/ATP Series Panel | Mate™ meets all the performance criteria and specifications of the AT Series™, and is also available in a wide variety of custom colors. Consult factory for complete specifications.

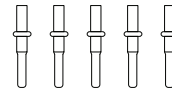
Go to ATP Standard Connectors for Plug options starting on page 92

	Part Number	Description	Contact Size	AMP
	ATP04-2P-PM07G	2 Pos. Recep., Pin, Panel Mount, w Gasket, Black	12	25
	ATP04-2P-PM07GEC	2 Pos. Recep., Pin, Panel Mount, w Gasket, End Cap, Black	12	25
	ATP04-2P-PM08G	2 Pos. Recep., Pin, Panel Mount, w Gasket, Grey	12	25
	ATP04-2P-PM08GEC	2 Pos. Recep., Pin, Panel Mount, w Gasket, End Cap, Grey	12	25
	ATP04-4P-PM07G	4 Pos. Recep., Pin, Panel Mount, w Gasket , Black	12	25
	ATP04-4P-PM07GEC	4 Pos. Recep., Pin, Panel Mount, w Gasket, End Cap, Black	12	25
	ATP04-4P-PM08G	4 Pos. Recep., Pin, Panel Mount, w Gasket, Grey	12	25
	ATP04-4P-PM08GEC	4 Pos. Recep., Pin, Panel Mount, w Gasket, End Cap, Grey	12	25
	AT1612-13PB-RDG	13 Pos., Recep., Pin, Panel Mount, Self Threading, RD01 Seal, Cap, Keyed B	16-12	13-25
	AT1612-13PB-G	13 Pos., Recep., Pin, Panel Mount, Self Threading, Standard Seal, Cap, Keyed B	16-12	13-25
	AT1612-PB-G7	Gasket for 12, 13 Position Receptacle	-	-

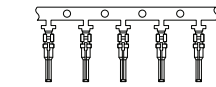
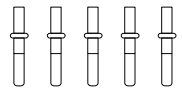
Amphenol offers two types of contacts for use in our products: Solid and Stamped & Formed. Both types of contacts utilize the simple crimp-style termination, requiring no solder usage.



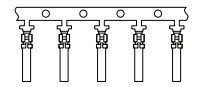
Solid/Machined Male Pins



Solid/Machined Female Sockets



Stamped & Formed Male Pins



Stamped & Formed Female Sockets

Standard Contacts - Solid Sockets & Pins

Series	Size	AWG	Type	Part Number	Description
ATP	12	12-14	Solid	AT62-210-1231	Female Contact - Socket, Gold-plated
ATP	12	12-14	Solid	AT62-203-12141	Female Contact - Socket, Nickel-plated
ATP	12	12-14	Solid	AT60-220-1231	Male Contact - Pin, Gold-plated
ATP	12	12-14	Solid	AT60-204-12141	Male Contact - Pin, Nickel-plated

Standard Contacts - Stamped & Formed Sockets & Pins

Series	Size	AWG	Type	Part Number	Description
ATP	12	12-14	S & F	AT62-12-0166	Female Contact - Socket, Nickel-plated
ATP	12	12-14	S & F	AT62-12-0144	Female Contact - Socket, Gold-plated
ATP	12	12-14	S & F	AT60-12-0166	Male Contact - Pin, Nickel-plated
ATP	12	12-14	S & F	AT60-12-0144	Male Contact - Pin, Gold-plated
ATP	12	10-12	S & F	AT62-12-0222	Female Contact - Pin, Nickel-plated
ATP	12	10-12	S & F	AT60-12-0222	Male Contact - Pin, Nickel-plated





Specialty Contacts - DiagnosticGrade™ Solid Sockets & Pins

Smaller AWG for diagnostic applications; Gold-plated; increased mating cycles; cost-effective.


Series	Size	AWG	Type	Part Number	Description
ATP	12	20	Solid	AT62-210-1231-1820	Female Contact - Socket, DiagnosticGrade, Gold-plated
ATP	12	20	Solid	65-54749	Male Contact - Pin, DiagnosticGrade, Gold-plated

Crimp Tools

Amphenol offers two types of contacts for use in our products: Solid and Stamped & Formed. Both types of contacts utilize the simple crimp-style termination, requiring no solder usage. Below are the tools available to assist with your crimping needs to ensure a proper connection between contact and wire.

Part	Part Number	Description
	CA-5D12	Universal Hand Crimp Tool, Size 12/16/20 *Solid contacts only
	CA-5E12	Pneumatic Crimp Tool, Size 12/16/20 *Solid contacts only
	MFX-3973	Crimp Die - Size 12 (Stamped & Formed Contacts)
	ATT-12-00	Size 12, 12AWG, Stamped & Formed Contact Tool

AT Series™ Contact Removal Tool

Part	Part Number	Description
	ATRT-100	Used for removal of contacts for AT Series™ products

Seal Plugs



ATP	16	12-16	-	A114017	Seal Plugs, White
-----	----	-------	---	---------	-------------------

Backshells

Part	Part Number	Description
	ATP06-4S-NC12	Backshell for 4 Position Plug or Receptacle

AHD | Series™



AHD Series™

Overview

AHD Series™ connectors were developed in response to the overwhelming need for an economic alternative to today's existing diagnostic product options. Designed specifically as a cost-conscious, reliable alternative, intermateable to industry standard 6 and 9 pin connectors, the AHD Series™ is ideal for any situation where either controlled and/or uncontrolled environmental conditions exist.

AHD Series™ Connectors offer both a smooth, non-sealing option for controlled applications, as well as an environmentally-sealed, threaded option for more demanding applications.

AHD Series™ connectors are completely compatible with all other existing standard products industry-wide.



Features & Benefits

Current Capacity	6 position: Size 12, 25A (max) 9 position: Size 16, 13A (max)
Wire Range	Size 12 contacts will accept wire ranges of 10 thru 14AWG Size 16 contacts will accept wire ranges of 14 thru 20AWG
Temperature	DiagnosticGrade™ / Military Style: Operating temperature range: -55°C TO +125°C at rated current.
Dielectrical Strength	DiagnosticGrade™ / Military Style: 1500 volts minimum
Physical Shock	Military Style: No locking, unmating or other unsatisfactory result after 50 g's in each of three mutually perpendicular planes.
Vibration	Military Style: Maintains continuity and exhibits no mechanical or physical damage after vibration. (20 g's at 10-2000 Hz)
Insulation Resistance	DiagnosticGrade™ / Military Style: 1000 megohms minimum at 25°C.
Durability	DiagnosticGrade™ / Military Style: No electric or mechanical defects after 100 cycles of engagement and disengagement.

AHD Series™

Features & Benefits, cont.

Integrated Alignment Keys	Tactile verification for blind mating
Strong Thermoplastic Housing	Extended service life
Operating Temperature Range	-55°C TO +125°C - Wide range compatibility
Economically Sound	Low overall cost
Rohs Compliant	Environmentally friendly
UI Approval	Certified and compliant
Contact Current Rating	DiagnosticGrade™ / Military Style: At +125°C, continuous, less thru wire: #12 contact = 25A max. current; #16 contact = 13A max. current
Corrosion Resistance	DiagnosticGrade™ / Military Style: Connectors show no evidence of corrosion after exposure to 48 hours of salt spray per MIL-STD 1344 method 1001.

Product Material

Housings	Thermoplastic
Seals	Silicone Elastomer
Contacts	Copper alloy/Gold plated

AHD Series™ Connector Configurations

STEP 1


MATING PARTS

Choose a Plug



STEP 2

Choose Contacts



Need a complete Cable Assembly?

See page 11 or contact the factory for assistance

Toll Free: 1-800-394-7732

STEP 3

Choose a Receptacle



Standard



Jam Mount, Extended Shroud



Flange



Reduced Seal




In-Line Threaded Rear



Diagnostic

STEP 2

Choose Contacts

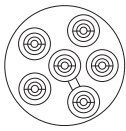


Optional Receptacle Caps







Optional Panel Nut



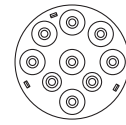


**AHD SERIES STANDARD
 PLUGS & RECEPTACLES**

Contact Size:	12
Wire Range (AWG):	10-14 AWG
Amperage:	25

Plug	Part Number	Description
	AHD16-6-12S	6 Position, Plug, Smooth Shell Diagnostic Grade Size 12 socket contacts only
	AHD16-6-12SB010	6 Position, Plug, Locking Ring Size 12 socket contacts only
	P23232	6 -Way Plug, LED. LED light is integrated into a 6 position plug for determining if device is receiving power. Environmentally sealed, field serviceable, and cost effective.
Receptacle	Part Number	Description
	AHD10-6-12P-L	6 Position, Receptacle Size 12 pin contacts only

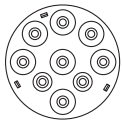
AHD SERIES STANDARD PLUGS & RECEPTACLES



AHD
9 POSITIONS
13A


Contact Size:	16
Wire Range (AWG):	14-20 AWG
Amperage:	13

Plug	Part Number	Description
	AHD16-9-1939S	9 Position, Plug, Locking Ring Size 16 socket contacts only
	AHD16-9-1939SE	9 Position, Plug, Locking Ring, Reduced Seal Size 16 socket contacts only
	AHD17-9-1939S	9 Position, Plug, Smooth Shell Size 16 socket contacts only
	AHD16-9-96S	9 Position, Plug, Locking Ring (non-J1939) Size 16 socket contacts only
	AHD16-9-1939S80	9 Position, Plug, HD Series, Locking Ring, Green, Type II Size 16 socket contacts only
	AHD16-9-1939S8R	9 Position, Plug, HD Series, Locking Ring, Green Reduced Seal, Type II Size 16 socket contacts only
Receptacle	Part Number	Description
	AHD10-9-96P	9 Position, Receptacle Size 16 pin contacts only
	AHD10-9-1939P	9 Position, Receptacle, Flange Size 16 pin contacts only
	AHD10-9-1939PE	9 Position, Receptacle, Flange, Reduced Seal Size 16 pin contacts only
	AHD10-9-1939P80	9 Position, Receptacle, HD Series, Flange, Green, Type II Size 16 pin contacts only
	AHD10-9-1939P8R	9 Position, Receptacle, HD Series, Flange, Reduced Seal, Green, Type II Size 16 pin contacts only
	AHD14-9-96P	9 Position, Receptacle, In Line Threaded Rear Size 16 pin contacts only
	AHD14-9-1939P	9 Position, Receptacle, In-Line Threaded Rear J1939 Size 16 pin contacts only
	AHD17-9-1939PES	AHD Series™, 9-Way, Jam Mount Extended Shroud, Receptacle
	AHD17-9-1939PES80	HD Series 9 Pin Receptacle (TYPE 2) Jam Mount / Extended Shroud
	AHD17-PN01	AHD Series™ Panel Nut (for use with P/N: AHD17-9-1939PES)
	AHD17-PN01-GRN	HD Series 9 Pin PANEL NUT (for use with P/N: AHD17-9-1939PES80) GREEN







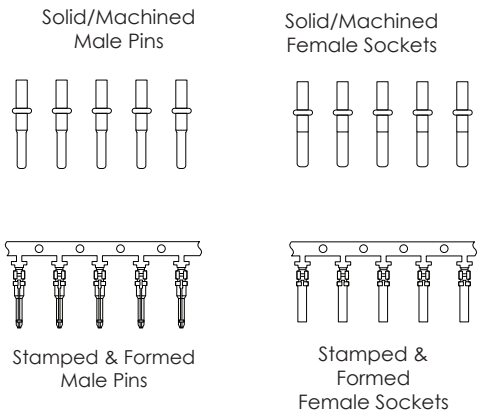
AHD Series™ Unsealed Diagnostic Receptacle

AHD Series™ unsealed diagnostic 9-way receptacle that is cost effective, yet rugged. Mates with industry standard diagnostic 9-way plugs.

Receptacle	Mod. Number	Description
	AHD10-9-1939PNR	AHD Series™, 9-Way, Receptacle, Unsealed

Receptacle Caps - 6 and 9 positions

Cap	Part Number	Description
	AHDC-16-6	6 Position, Receptacle, Cap, Grey
	AHDC-16-9	9 Position, Receptacle, Cap, Grey
	AHDC-16-9-BLK	9 Position, Receptacle, Cap, Black
	AHDC-16-9-OB DGN	9 Position Receptacle Cap, Green, OBD Label
	AHDC-16-9-OB DBK	9 Position, Receptacle, Cap, Black, OBD Label
	AHDC169-T-OB DGN	9 Pin Receptacle Cap w/ Rubber Tether Green, OBD Label
	AHDC169-T-OB DBK	9 Position, Receptacle, Cap w/ Tether, Black, OBD Label
	AHDC169-TMOB DBK	9 Position, Receptacle, Cap w/ Wire Tether, Black, OBD Label
	AHDC169-TMOB DGN	9 Position, Receptacle, Cap w/ Wire Tether, Green, OBD Label
	AHDC169-T	9 Position, Receptacle, Cap w/ Tether, Grey
	AHDC169-T-BLK	9 Position, Receptacle, Cap w/ Tether, Black
	AHDC169-TMBLK	9 Position, Receptacle, Cap w/ Wire Tether, Black
	AHDC169-TM	9 Position, Receptacle, Cap w/ Wire Tether, Grey



Standard Contacts - Solid Sockets & Pins

Series	Size	AWG	Type	Part Number	Description
AHD-6	12	12-14	Solid	AT62-210-1231	Female Contact - Socket, Gold-plated
AHD-6	12	12-14	Solid	AT62-203-12141	Female Contact - Socket, Nickel-plated
AHD-9	16	14	Solid	AT62-209-1631	Female Contact - Socket, Gold-plated
AHD-9	16	14	Solid	AT62-209-16141	Female Contact - Socket, Nickel-plated
AHD-9	16	16-20	Solid	AT62-201-1631	Female Contact - Socket, Gold-plated
AHD-9	16	16-20	Solid	AT62-201-16141	Female Contact - Socket, Nickel-plated
AHD-6	12	12-14	Solid	AT60-220-1231	Male Contact - Pin, Gold-plated
AHD-6	12	12-14	Solid	AT60-204-12141	Male Contact - Pin, Nickel-plated
AHD-9	16	14	Solid	AT60-215-1631	Male Contact - Pin, Gold-plated
AHD-9	16	14	Solid	AT60-215-16141	Male Contact - Pin, Nickel-plated
AHD-9	16	16-20	Solid	AT60-202-1631	Male Contact - Pin, Gold-plated
AHD-9	16	16-20	Solid	AT60-202-16141	Male Contact - Pin, Nickel-plated

Standard Contacts - Stamped & Formed Sockets & Pins



Series	Size	AWG	Type	Part Number	Description
AHD-6	12	12-14	S & F	AT62-12-0166	Female Contact - Socket, Nickel-plated
AHD-6	12	12-14	S & F	AT62-12-0144	Female Contact - Socket, Gold-plated
AHD-9	16	14-16	S & F	AT62-14-0122	Female Contact - Socket, Nickel-plated
AHD-9	16	14-16	S & F	AT62-14-0144	Female Contact - Socket, Gold-plated
AHD-9	16	16-18	S & F	AT62-16-0122	Female Contact - Socket, Nickel-plated
AHD-9	16	16-18	S & F	AT62-16-0144	Female Contact - Socket, Gold-plated
AHD-9	16	18-20	S & F	AT62-16-0622	Female Contact - Socket, Nickel-plated
AHD-9	16	18-20	S & F	AT62-16-0644	Female Contact - Socket, Gold-plated
AHD-6	12	12-14	S & F	AT60-12-0166	Male Contact - Pin, Nickel-plated
AHD-6	12	12-14	S & F	AT60-12-0144	Male Contact - Pin, Gold-plated
AHD-9	16	14-16	S & F	AT60-14-0122	Male Contact - Pin, Nickel-plated
AHD-9	16	14-16	S & F	AT60-14-0144	Male Contact - Pin, Gold-plated
AHD-9	16	16-18	S & F	AT60-16-0122	Male Contact - Pin, Nickel-plated
AHD-9	16	16-18	S & F	AT60-16-0144	Male Contact - Pin, Gold-plated
AHD-9	16	18-20	S & F	AT60-16-0622	Male Contact - Pin, Nickel-plated
AHD-9	16	18-20	S & F	AT60-16-0644	Male Contact - Pin, Gold-plated

Crimp Tools

Amphenol offers two types of contacts for use in our products: Solid and Stamped & Formed. Both types of contacts utilize the simple crimp-style requiring no solder usage. Below are the tools available to assist with your crimping needs to ensure a proper connection between contact and wire.

Part	Part Number	Description
	CA-5D12	Universal Hand Crimp Tool, Size 12/16/20 *Solid contacts only
	CA-5E12	Pneumatic Crimp Tool, Size 12/16/20 *Solid contacts only
	MFX-3973	Crimp Die - Size 12 (Stamped & Formed Contacts)
	MFX-3950	Crimp Die - Size 16, 18-20AWG (Stamped & Formed Contacts)
	MFX-3953	Crimp Die - Size 16, 16-18AWG (Stamped & Formed Contacts)
	MFX-3975	Crimp Die - Size 16, 14-16AWG (Stamped & Formed Contacts)
	ATT-12-00	Size 12, 12AWG, Stamped & Formed Contact Tool
	ATT-16-00	Size 16, 14-16AWG, Stamped & Formed Contact Tool
	ATT-16-01	Size 16, 18-20AWG, Stamped & Formed Contact Tool

AT Series™ Contact Removal Tool

Part	Part Number	Description
	AT11-337-1205	Contact Removal Tool, plastic Size 12
	AT11-310-1605	Contact Removal Tool, plastic, Size 16

Seal Plugs



AHD	16	12-16	-	A114017	Seal Plugs, White
-----	----	-------	---	---------	-------------------

Amphenol Sine Systems offers customized solutions across all our standard product lines. Whether you are looking for a custom connector solution or a complete turn-key cable assembly solution, Amphenol Sine Systems is your one source for proven, reliable and innovative results on a global level. While our Standard products are a competitive option on a Global level, it is our Custom solutions that set us apart.

Contact Customer Service today to speak with one of our Program Managers or Engineers regarding your next custom project using our live chat, call toll free +1 800 394 7732 or email at csr@amphenol-sine.com.



ATC | Series™



ATC Series™

Cylindrical, Thermoplastic, Non Threaded Coupling, Harsh Environment, Power Connector

Overview

Amphenol Industrial Products Group introduces a series of thermoplastic receptacles featuring Amphenol's AT contact technology. This series is designed to perform in the demanding applications found on construction and farm equipment, plus truck environments. The AT Circular series is a molded thermoplastic receptacle with a positive reverse bayonet retention system and sealed by redundant grommet wire sealing. The square flange design ensures a drop in replacement to existing panel designs and the jam nut version makes for easy installation. The 9 pin black receptacles are in accordance with the interface of the J1939 diagnostic connector.

AT Contact technology is already used successfully at major OEM's and features machined contacts with both Nickel and Gold plating.



Features:

- Jam nut and square flange mounting styles solution
- Quick mating and unmating reverse bayonet coupling
- Environmentally sealed against moisture and contaminants
- Contact retention system decreases installation costs and increases reliability
- RoHs compliant product
- Heavy duty industrial connector, economical connector selection

Material Specifications:

Receptacle Square Flange	Thermoplastic
Grommet Seal	Neoprene Rubber for 3 and 5 pin Silicone Rubber for 9 pin
Contact (AT Series)	Copper Alloy (Nickel and Gold plating available)

Electrical Specifications based on AT Machined:

Dielectric Withstanding Voltage (Test Voltage)	Current leakage less than 2 milliamps at 1500 VAC
Current Rating at 125 degree C	13 A
Contact Millivolt Drop	60 (AWG 16 Wire, 13 A)
Insulation Resistance	1000 megohms min. at 25°C

ATC Series™

Mechanical Specifications:

Operating Temperature Range	Current leakage less than 2 milliamps at 1500 VAC
Durability (Mating Cycle)	13 A
Corrosion Resistance	60 (AWG 16 Wire, 13 A)
Moisture Resistance	1000 megaohms min. at 25°C
Fluid Resistance	Connectors show no damage when exposed to most fluids used in industrial applications
Thermal Shock	-40°/+125°C, 100 cycles, 1 hour per cycle
Crimp Tensile Strength	25 lbs
Vibration	Maintains continuity and exhibits no mechanical or physical damage during or while subject to sinusoidal vibration, having an amplitude of .060 inches double amplitude and the frequency varied linearly between limits of 10 to 2000 to 10 Hz with a maximum force of 20g's. No electrical discontinuities longer than 1 microsecond
Physical Shock	No unlocking, unmating or other unsatisfactory result during or after 50 g's in each of three mutually perpendicular planes. No electrical discontinuities longer than 1 microsecond. MIL STD 202, Method 213, Condition "C"

PART NUMBERING SEQUENCE

ATC	10	- 9-1939	P	N
1	2	3	4	
<p>1 designates AT Circular Connector</p> <p>2 Shell Style</p> <p>09 = Small Flange Jam Nut Receptacle (includes jam nut)</p> <p>10 = Square Flange Receptacle</p> <p>17 = Jam Nut Receptacle (jam nut sold separately)</p> <p>11 = Round Nut Receptacle</p> <p>3 Shell Sizes and Insert Arrangements</p> <p>3, 5, 9-1939</p> <p>4 Contact</p> <p>P for Pin (only available for Receptacles)</p>				

ACCESSORIES

PART NUMBER	DESCRIPTION
ATC10-RC3C	Cap with Lanyard for Size 3 Square Flange Receptacle
ATC10-RC3	Cap less Lanyard for Size 3 Receptacle
ATC10-RC5C	Cap with Lanyard for Size 5 Square Flange Receptacle
ATC10-RC5	Cap less Lanyard for Size 5 Receptacle
ATC10-RC9C	Cap with Lanyard for Size 9 Square Flange Receptacle
ATC10-RC9	Cap less Lanyard for Size 9 Receptacle
ATC10-RC9L	Cap with Lanyard for Size 9 Jam nut Receptacle
ALHN-19	Hex Nut for ATC-17-9-1939PN
ASR9-1939	Strain Relief for Small Flange J1939 Receptacle
AWS9-1939	Wave Spring for Small Flange J1939 Receptacle




ATHD | Series™



ATHD Series™

Overview

The heavy duty ATHD connector series for size 12 and size 8 power contacts are sealed, single pole, in-line connection systems to replace splices and/or provide power wherever needed. These thermoplastic connectors are field installable and repairable and can thus replace expensive and unrepairable splices. The power connectors are ruggedized and designed for high vibration applications in the Heavy Equipment and Mining markets. Additional styles and custom solutions to mate to the ATHD plugs are available upon request, including higher temperature resin and seals for harsh fluid applications.



Features:

- Size 8 crimp contacts are rated to 70 amps*
- Size 12 crimp contacts are rated to 35 amps*
- Both will meet 100 mating cycles
- Designed for temperatures of -55 °C to 125 °C
- Operating voltage of 500 VAC
- Dielectric withstanding voltage of 1500 VAC
- RoHS compliant
- Clip slots for a variety of mounting solutions
- IP67 rated

* Using Amphenol's exclusive RADSOK® technology



ATHD Size 12
with Stamped and Formed Contacts

Mechanical Specifications:

	Size 12 System	Size 8 System
Current Rating	35A with RADSOK®, 25A with standard contacts	70A with RADSOK®, and 60A with standard contacts
Contact Quantity	1	1
Contact Size	12 AWG	8 AWG
Operating Temperature	-55 °C to 125 °C with 150°C upon request	-55 °C to 125 °C with 150°C upon request
Contact Retention	133N	156N
Mating Cycles	100	100
Insulation Resistance	1000MΩ Min. (at 25 °C)	1000MΩ Min. (at 25 °C)
Dielectric Withstanding Voltage	1500 AC (RMS)	1500 AC (RMS)
Moisture Resistance	IP67 (mated)	IP67 (mated)
Operating Voltage	500 VAC	500 VAC
Allowable Wire Size	16-12 AWG	10-8 AWG

ATHD Series™ PLUGS & RECEPTACLES

ATHD Series™

PART NUMBERS FOR TERMINALS

ATHD - 1 P - N - S - 12 XX
1 2 3 4 5 6 7

1 Series
 2 One terminal
 3 Gender P = Pin
 S = Socket
 4 Plating G= Gold
 S= Silver (machined only)
 N= Nickel
 T= Tin
 5 Contacts S= Stamped & Formed
 (size 12 only)
 M= Machined
 6 Contact Size 8 or 12
 7 Special Additions:
 16 = 16 Gauge Cable
 (Size 12 only)
 R= Radsok (Machined only)

PART NUMBERS FOR PLASTIC



ATHD - 1 PS - 12 XX
1 2 3 4 5

1 Series
 2 One terminal
 3 Housing + Terminal*
 PS = Plug with Socket
 RP = Receptacle with Pin
 4 Contact Size 8 or 12
 5 Special Additions:
 16 = 16 Gauge Cable

*Note: Housing Plug must use the Socket terminal (PS) and Housing Receptacle must use the Pin terminal (RP)

Part Numbers:

	Size 12 System for 12 gauge cable	Size 12 System for 16 gauge cable	Size 8 System
Plug	ATHD-1PS-12	ATHD-1PS-12 (16)	ATHD-1PS-8
Receptacle	ATHD-1RP-12	ATHD-1RP-12 (16)	ATHD-1RP-8



Contact Size	ATHD Plug			ATHD Receptacle		
	Overall Length			Overall Length		
	A	B	C	A	B	C
12	1.498(38.05)	771(19.58)	570(14.48)	2.073(52.65)	850(21.59)	710(18.08)
8	1.498(38.05)	861(21.87)	660(16.76)	2.073(52.65)	940(23.88)	800(20.32)

Notice: Specifications are subject to change without notice. Contact your nearest Amphenol Corporation Sales Office for the latest specifications. All statements, information and data given herein are believed to be accurate and reliable but are presented without guarantee, warranty, or responsibility of any kind, expressed or implied. Statements of suggestions concerning possible use of our products are made without representation or warranty that any such use is free of patent infringement and are not recommendations to infringe any patent. The user should assume that all safety measures are indicated or that other measures may not be required. Specifications are typical and may not apply to all connectors.

Dura|Mate™



Circular Plastic Connectors for Heavy Duty Applications

Dura | Mate

Circular Plastic Connectors for Heavy Duty Applications Available in Size 24 with 7, 19, 21, 23, 27, 29, 31 and 47 Insert Arrangements Available in Size 18 with 14 Insert Arrangement


The Amphenol Dura | Mate™ environmentally sealed multi-pin thermoplastic circular connector series provides an economical quick-connect bayonet locking system manufactured to withstand the challenges and complexities of harsh environment off-road applications.




While maintaining compatibility with existing shell size 24 industry standard designs, ease of use was exceeded through enhanced ergonomics using an easy grip coupling system and visual and tactile indicators ensuring reliable mating confirmation. Wire management improvements include two different back shell systems that thread onto the rear of the connectors to provide strain relief and additional wire seal protection. The low cost, tie wrap option and the fully enclosed back shell are interchangeable for specific application requirements. Its rugged high performance capability is ideal for panel mount or in-line heavy-duty applications such as commercial vehicle, agriculture, construction or marine installations.




18-14
14 Size 16




24-7
6 Size 12
1 Size 8 **RADSOK®**




24-19
6 Size 12
13 Size 16




24-21
4 Size 12
17 Size 16




24-23
23 Size 16



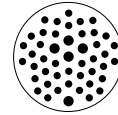
24-27
4 Size 12
23 Size 16



24-29
4 Size 12
19 Size 16
6 Size 20



24-31
31 Size 16



24-47
42 Size 20
5 Size 16



Features and Benefits

- Polarized for proper mating of connector halves
- High density signal and mixed power insert configurations
- Available in Size 24 with 8 insert arrangements (7, 19, 21,23, 27,29, 31)
Available in Size 18 with 1 insert arrangement (14)
- Operating temperature range: -55C to +125C
- High current configurations incorporating revolutionary **RADSOK®** contacts
- High strength impact resistant & lightweight thermoplastic housings
- Contacts available in economical reel-mounted high volume machine termination or in machined loose-piece form.
- Low insertion force stamped terminals offer improved manufacturing efficiencies
- Wire entry sealing available in three separate ranges for discrete wire applications:

Recommended Wire Insulation Overall Diameter (OD)			
Contact Size	Normal Seal	Thin Seal	Reduced Seal
20	N/A	N/A	1.02mm (.040") - 2.41mm (.095")
16	2.54mm (.100") - 3.40 mm (.134")	2.23mm (.088") - 3.40mm (.134")	1.35mm (.053") - 3.05mm (.120")
12	3.43mm (.135") - 4.32mm (.170")	N/A	2.46mm (.097") - 4.01mm (.158")
8	4.83mm (.190") - 6.10mm (.240")	N/A	N/A

- Standard WTA(Wide Thread Adapter) provides maximum access to rear grommet and improved serviceability.
- Engineered rapid and secure mating system achieves IP67 protection from ingress of dust, water mud and other contaminants
- Redundant sealing features consisting of durable high temperature silicone provide barrier from lubricating oils, hydraulic fluids and fossil fuels.
- Rigid back shells maintain a compression-fit design to resist maximum pull-out forces and facilitate strain-relief for jacketed cable ranges.

Performance Specifications

Shell Specifications


Current Rating per Contact	Size 8, 80A; Size 12, 25A; Size 16, 13A; Size 20, 7.5A	Coupling Nut	Thermoplastic
Operating Temperature	-55°C to +125°C	Insulation Insert	Thermoplastic
Dielectric Withstanding Voltage	Current Leakage - 12 milliamp at 1500 VAC	Seal	Silicone Rubber
Degree of Protection	IP67	Color	Black
Mating Cycle Durability	100 Cycles	Contact	Common System
RoHS	Compliant		

Features and Benefits (con't)

- Utilizes industry standard contact system
- Environmentally-sealed to IP67 and vibration resistant
- Wide threaded collar ring for increased serviceability and connector access (1)
- Highly visible indicators for quick alignment and 100% positive mating (2)
- Enclosed 1-piece threaded backshell with low-cost strain relief (3)
- Optional 2-piece threaded backshell with compression nut (4)
- Contact removal tools (5)
- **RADSOK®** contacts (6)
- Panel Nut (7)



7 POSITION PLUGS & RECEPTACLES



DURA|MATE
7 POSITIONS
25A,80A

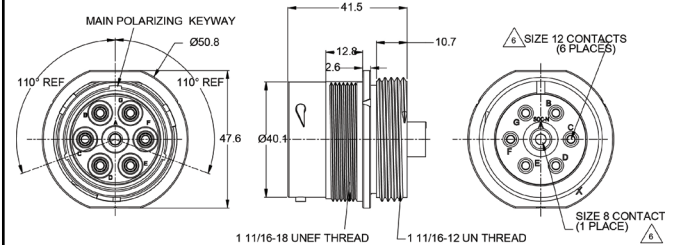
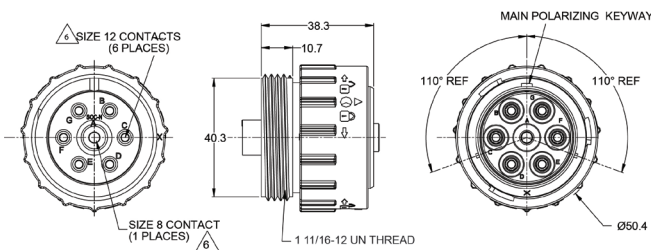
Shell Size
24

Contact Size	12	8
Contact Qty	6	1 RADSOK®
Seal OD Range NORMAL SEAL	3.43mm (.135") - 4.32mm (.170")	4.83mm (.190") - 6.10mm (.240")
Wire Range	10-14 AWG	7-10 AWG
Amperage	25	80



PLUG

RECEPTACLE



Standard and reverse terminal genders allows for custom polarization

Part Number AHDP06-24-07SN-WTA	Gender: Standard Contact: Socket
---	-------------------------------------

Rear Seal Type: NORMAL, Green

Description: Size 24 Plug with 7 positions, Socket, standard arrangement, normal seal, wide thread adapter

Mating Part(s): AHDP04-24-07PN-WTA

See Receptacle column on this page for more details

Part Number AHDP04-24-07PN-WTA	Gender: Standard Contact: Pin
---	----------------------------------

Rear Seal Type: NORMAL, Green

Description: Size 24 Receptacle with 7 positions, Pin, standard arrangement, normal seal, wide thread adapter

Mating Part(s): AHDP06-24-07SN-WTA

See Plug column on this page for more details

Part Number AHDP06-24-07PN-WTA	Gender: Reversed Contact: Pin
---	----------------------------------

Rear Seal Type: NORMAL, Green

Description: Size 24 Plug with 7 positions, Pin, reverse arrangement, normal seal, wide thread adapter

Mating Part(s): AHDP04-24-07SN-WTA

See Receptacle column on this page for more details

Part Number AHDP04-24-07SN-WTA	Gender: Reversed Contact: Socket
---	-------------------------------------


Rear Seal Type: NORMAL, Green

Description: Size 24 Receptacle with 7 positions, Socket, reverse arrangement, normal seal, wide thread adapter

Mating Part(s): AHDP06-24-07PN-WTA

See Plug column on this page for more details

For custom insert configurations, please call 1 800 394 7732

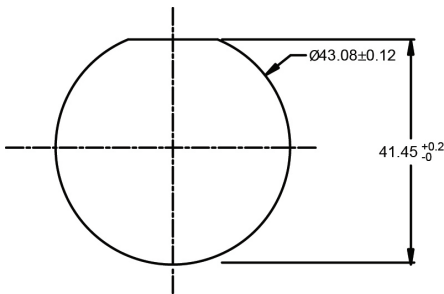


7 POSITION PLUGS & RECEPTACLES - CONTACTS

Shell Size
24

Contact Size	Part No.	Type	(Pin/Socket)	Wire Range (AWG)	AMP	Plating
8	SC000345	Machined Radsok [®]	Pin	7-10	80	Silver
8	SC000346	Machined Radsok [®]	Socket	7-10	80	Silver
8	SC000345-141	Machined	Pin	8-10	60	Nickel
8	SC000379	Machined	Socket	8-10	60	Nickel
12	AT60-204-12141	Machined	Pin	12-14	25	Nickel
12	AT60-220-1231	Machined	Pin	12-14	25	Gold
12	AT62-203-12141	Machined	Socket	12-14	25	Nickel
12	AT62-210-1231	Machined	Socket	12-14	25	Gold
12	AT60-12-0166	Stamped & Formed	Pin	12-14	25	Nickel
12	AT60-12-0144	Stamped & Formed	Pin	12-14	25	Gold
12	AT62-12-0166	Stamped & Formed	Socket	12-14	25	Nickel
12	AT62-12-0144	Stamped & Formed	Socket	12-14	25	Gold
12	AT60-12-0222	Stamped & Formed	Pin	10-12	25	Nickel
12	AT60-12-0244	Stamped & Formed	Pin	10-12	25	Gold
12	AT62-12-0222	Stamped & Formed	Socket	10-12	25	Nickel
12	AT62-12-0244	Stamped & Formed	Socket	10-12	25	Gold

Recommended Panel Mounting Hole
Recommended panel thickness: 1.6 to 4.7mm

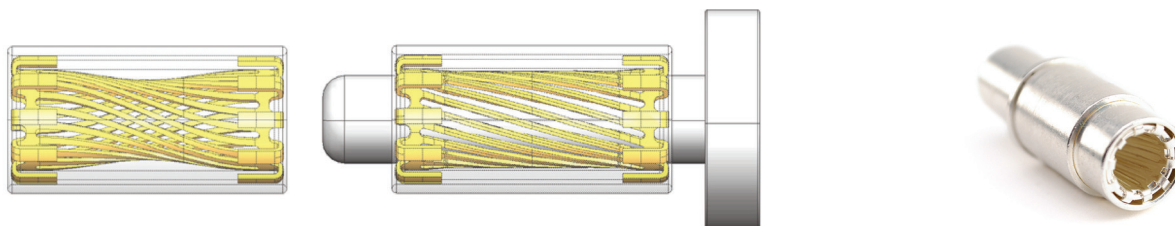


Part Number AHDP24-PN01
Panel Nut, Shell Size 24


Part Number AT14-001-2486
Metal Lock Washer Shell Size 24


For custom insert configurations, please call 1 800 394 7732

RADSOK® Contacts



The RADSOK® Design

- Socket cylinder within female contact has several equally spaced longitudinal beams twisted into a hyperbolic shape
- As a male pin is inserted, axial members in the female half deflect, imparting high current flow across the connection with minimal voltage loss
- The hyperbolic, stamped grid configuration ensures a large, coaxial, face-to-face surface area engagement
- Ideal for crimp termination applications requiring repeated mating cycles and high current with a low multi-volt drop

RADSOK® Technical Data

High Reliability

Unique **RADSOK®** design and construction technology creates an electrical contact interface that exceeds typical interconnect requirements. Applications in Aerospace, Medical, Industrial, Automotive, Mining, Offshore and other harsh environments depend on the high reliability of Amphenol **RADSOK®** technology.

Low Contact Engagement/Separation Forces


The hyperbolic lamella socket contact construction distributes normal forces over a high percentage of the mating surface. This creates a smooth, even engagement effort. This force distribution also contributes to excellent performance in vibration applications with resistance to typical fretting corrosion.

Low Contact Resistance

The large interface between the socket lamella and pin surface result in very low contact resistance, enabling the **RADSOK®** contacts high current ratings compared to traditional power contact designs.

High Mating Cycle Durability

RADSOK® contacts with typical silver plating finishes have demonstrated survival of 10,000 mating cycles. Even with continuous exposure to harsh environmental abuse (salt, sand and high humidity), **RADSOK®** contacts have been tested to maintain low contact resistance beyond 10,000 mating cycles.



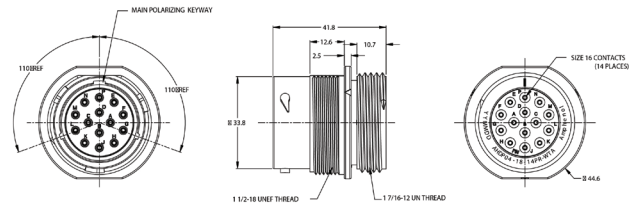
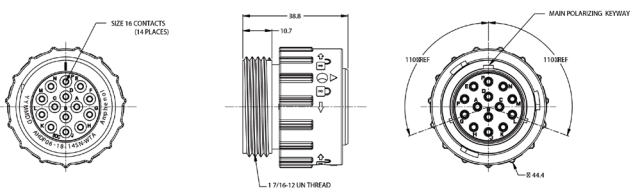
14 POSITION PLUGS & RECEPTACLES

Shell Size
18

Contact Size	16
Contact Qty	14
Seal OD Range	
NORMAL SEAL	2.54mm (.100") - 3.40mm (.134")
REDUCED SEAL	1.35mm (.053") - 3.05mm (.120")
Wire Range	14-20 AWG
Amperage	13



PLUG	RECEPTACLE
------	------------



Standard and reverse terminal genders allows for custom polarization

Part Number AHDP06-18-14SN-WTA	Gender: Standard Contact: Socket
Rear Seal Type: NORMAL, Green	
Description: Size 18 Plug with 14 positions, Socket, standard arrangement, normal seal, wide thread adapter	
Mating Part(s): AHDP04-18-14PN-WTA, AHDP04-18-PR-WTA	
See Receptacle column on this page for more details	


Part Number AHDP04-18-14PN-WTA	Gender: Standard Contact: Pin
Rear Seal Type: NORMAL, Green	
Description: Size 18 Receptacle with 14 positions, Pin, standard arrangement, normal seal, wide thread adapter	
Mating Part(s): AHDP06-18-14SN-WTA, AHDP06-18-14SR-WTA	
See Plug column on this page for more details	

Part Number AHDP06-18-14SR-WTA	Gender: Standard Contact: Socket
Rear Seal Type: REDUCED SEAL, Blue	
Description: Size 18 Plug with 14 positions, Socket, standard arrangement, reduced seal, wide thread adapter	
Mating Part(s): AHDP04-18-14PN-WTA, AHDP04-18-14PR-WTA	
See Receptacle column on this page for more details	

Part Number AHDP04-18-14PR-WTA	Gender: Standard Contact: Pin
Rear Seal Type: REDUCED SEAL, Blue	
Description: Size 18 Receptacle with 14 positions, Pin, standard arrangement, reduced seal, wide thread adapter	
Mating Part(s): AHDP06-18-14SN-WTA, AHDP06-18-14SR-WTA	
See Plug column on this page for more details	

For custom insert configurations, please call 1 800 394 7732

14 POSITION PLUGS & RECEPTACLES




DURA|MATE
14 POSITIONS
13A

Shell Size
18

CONNECTOR SOLUTIONS

PLUG		RECEPTACLE	
Part Number AHDP06-18-14PN-WTA	Gender: Reversed Contact: Pin	Part Number AHDP04-18-14SN-WTA	Gender: Reversed Contact: Socket
Rear Seal Type: NORMAL, Green		Rear Seal Type: NORMAL, Green	
Description: Size 18 Plug with 14 positions, Pin, reversed arrangement, normal seal, wide thread adapter		Description: Size 18 Receptacle with 14 positions, Socket, standard arrangement, normal seal, wide thread adapter	
Mating Part(s): AHDP04-18-14SN-WTA, AHDP04-18-14SR-WTA		Mating Part(s): AHDP06-18-14PN-WTA, AHDP06-18-14PR-WTA	
<i>See Receptacle column on this page for more details</i>		<i>See Plug column on this page for more details</i>	
Part Number AHDP06-18-14PR-WTA	Gender: Reversed Contact: Pin	Part Number AHDP04-18-14SR-WTA	Gender: Reversed Contact: Socket
Rear Seal Type: REDUCED SEAL, Blue		Rear Seal Type: REDUCED SEAL, Blue	
Description: Size 18 Plug with 14 positions, Pin, reversed arrangement, reduced seal, wide thread adapter		Description: Size 18 Receptacle with 14 positions, Socket, reversed arrangement, reduced seal, wide thread adapter	
Mating Part(s): AHDP04-18-14SN-WTA, AHDP04-18-14SR-WTA		Mating Part(s): AHDP06-18-14PN-WTA, AHDP06-18-14PR-WTA	
<i>See Receptacle column on this page for more details</i>		<i>See Plug column on this page for more details</i>	

Contact Size	Part No.	Type	(Pin/Socket)	Wire Range (AWG)	AMP	Plating
16	AT60-215-1631	Machined	Pin	14	13	Gold
16	AT60-215-16141	Machined	Pin	14	13	Nickel
16	AT62-209-1631	Machined	Socket	14	13	Gold
16	AT62-209-16141	Machined	Socket	14	13	Nickel
16	AT60-202-1631	Machined	Pin	16-20	13	Gold
16	AT60-202-16141	Machined	Pin	16-20	13	Nickel
16	AT62-201-1631	Machined	Socket	16-20	13	Gold
16	AT62-201-16141	Machined	Socket	16-20	13	Nickel
16	AT60-14-0144	Stamped & Formed	Pin	14-16	13	Gold
16	AT60-14-0122	Stamped & Formed	Pin	14-16	13	Nickel
16	AT62-14-0144	Stamped & Formed	Socket	14-16	13	Gold
16	AT62-14-0122	Stamped & Formed	Socket	14-16	13	Nickel

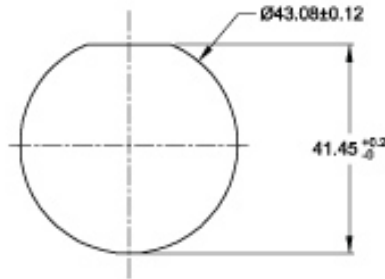


14 POSITION PLUGS & RECEPTACLES- CONTACTS (con't)

Shell Size
18

Contact Size	Part No.	Type	(Pin/Socket)	Wire Range (AWG)	AMP	Plating
16	AT60-16-0144	Stamped & Formed	Pin	16-18	13	Gold
16	AT60-16-0122	Stamped & Formed	Pin	16-18	13	Nickel
16	AT62-16-0144	Stamped & Formed	Socket	16-18	13	Gold
16	AT62-16-0122	Stamped & Formed	Socket	16-18	13	Nickel
16	AT60-16-0644	Stamped & Formed	Pin	18-20	13	Gold
16	AT60-16-0622	Stamped & Formed	Pin	18-20	13	Nickel
16	AT62-16-0644	Stamped & Formed	Socket	18-20	13	Gold
16	AT62-16-0622	Stamped & Formed	Socket	18-20	13	Nickel


Recommended Panel Mounting Hole
Recommended panel thickness:



Part Number AHDP18-PN01
Panel Nut, Shell Size 18


Part Number AT14-002-1886
Metal Lock Washer Shell Size 18

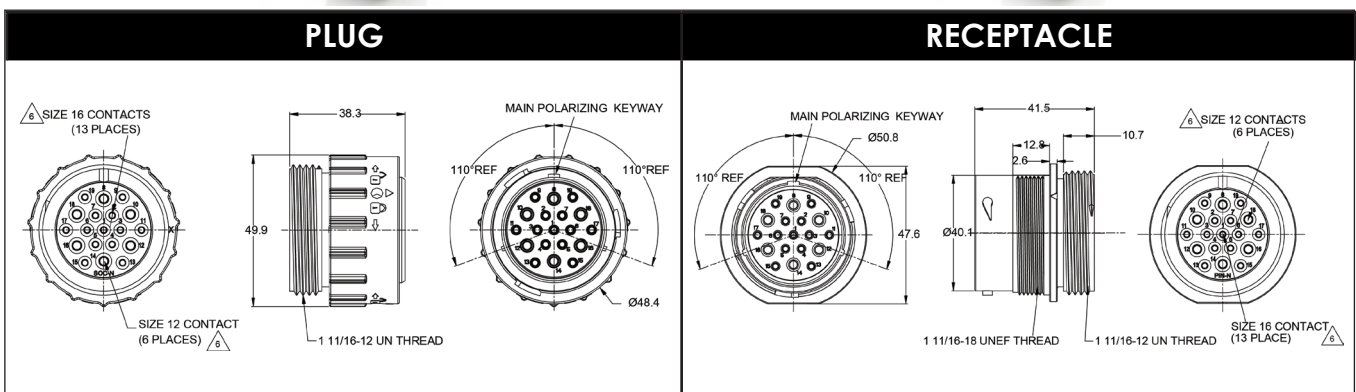

19 POSITION PLUGS & RECEPTACLES



DURA|MATE
19 POSITIONS
25A, 13A

Shell Size
24

Contact Size	12	16
Contact Qty	6	13
Seal OD Range		
NORMAL SEAL	3.43mm (.135")-4.32mm (.170")	2.54mm (.100")-3.40mm (.134")
REDUCED SEAL	2.46mm (.097")-4.01mm (.158")	1.35mm (.053")-3.05mm (.120")
Wire Range	10-14 AWG	14-20 AWG
Amperage	25	13



Standard and reverse terminal genders allows for custom polarization


Part Number AHDP06-24-19SN-WTA	Gender: Standard Contact: Socket
Rear Seal Type: NORMAL, Green	
Description: Size 24 Plug with 19 positions, Socket, standard arrangement, normal seal, wide thread adapter	
Mating Part(s): AHDP04-24-19PN-WTA, AHDP04-24-19PR-WTA	
See Receptacle column on this page for more details	

Part Number AHDP04-24-19PN-WTA	Gender: Standard Contact: Pin
Rear Seal Type: NORMAL, Green	
Description: Size 24 Receptacle with 19 positions, Pin, standard arrangement, normal seal, wide thread adapter	
Mating Part(s): AHDP06-24-19SN-WTA, AHDP06-24-19SR-WTA	
See Plug column on this page for more details	

Part Number AHDP06-24-19SR-WTA	Gender: Standard Contact: Socket
Rear Seal Type: REDUCED SEAL, Blue	
Description: Size 24 Plug with 19 positions, Socket, standard arrangement, RD01 reduced diameter seal, wide thread adapter	
Mating Part(s): AHDP04-24-19PN-WTA, AHDP04-24-19PR-WTA	
See Receptacle column on this page for more details	

Part Number AHDP04-24-19PR-WTA	Gender: Standard Contact: Pin
Rear Seal Type: REDUCED SEAL, Blue	
Description: Size 24 Receptacle with 19 positions, Pin, standard arrangement, RD01 reduced diameter, wide thread adapter	
Mating Part(s): AHDP06-24-19SN-WTA, AHDP06-24-19SR-WTA	
See Plug column on this page for more details	

For custom insert configurations, please call 1 800 394 7732




19 POSITION PLUGS & RECEPTACLES - CONTACTS

Shell Size
24

PLUG		RECEPTACLE	
Part Number AHDP06-24-19PN-WTA	Gender: Reversed Contact: Pin	Part Number AHDP04-24-19SN-WTA	Gender: Reversed Contact: Socket
Rear Seal Type: NORMAL, Green		Rear Seal Type: NORMAL, Green	
Description: Size 24 Plug with 19 positions, Pin, reverse arrangement, normal seal, wide thread adapter		Description: Size 24 Receptacle with 19 positions, Socket, reverse arrangement, normal seal, wide thread adapter	
Mating Part(s): AHDP04-24-19SN-WTA, AHDP04-24-19SR-WTA		Mating Part(s): AHDP06-24-19PN-WTA, AHDP06-24-19PR-WTA	
See Receptacle column on this page for more details		See Plug column on this page for more details	
Part Number AHDP06-24-19PR-WTA	Gender: Reversed Contact: Pin	Part Number AHDP04-24-19SR-WTA	Gender: Reversed Contact: Socket
Rear Seal Type: REDUCED SEAL, Blue		Rear Seal Type: REDUCED SEAL, Blue	
Description: Size 24 Plug with 19 positions, Pin, reverse arrangement, RD01 reduced diameter seal, wide thread adapter		Description: Size 24 Receptacle with 19 positions, Socket, reverse arrangement, RD01 reduced diameter, wide thread adapter	
Mating Part(s): AHDP04-24-19SN-WTA, AHDP04-24-19SR-WTA		Mating Part(s): AHDP06-24-19PN-WTA, AHDP06-24-19PR-WTA	
See Receptacle column on this page for more details		See Plug column on this page for more details	

19 Position Plugs & Receptacles- Contacts

Contact Size	Part No.	Type	(Pin/Socket)	Wire Range (AWG)	AMP	Plating
12	AT60-220-1231	Machined	Pin	12-14	25	Gold
12	AT60-204-12141	Machined	Pin	12-14	25	Nickel
12	AT62-210-1231	Machined	Socket	12-14	25	Gold
12	AT62-203-12141	Machined	Socket	12-14	25	Nickel
12	AT60-12-0244	Stamped & Formed	Pin	10-12	25	Gold
12	AT60-12-0222	Stamped & Formed	Pin	10-12	25	Nickel
12	AT62-12-0244	Stamped & Formed	Socket	10-12	25	Gold
12	AT62-12-0222	Stamped & Formed	Socket	10-12	25	Nickel
12	AT60-12-0144	Stamped & Formed	Pin	12-14	25	Gold
12	AT60-12-0166	Stamped & Formed	Pin	12-14	25	Nickel
12	AT62-12-0144	Stamped & Formed	Socket	12-14	25	Gold
12	AT62-12-0166	Stamped & Formed	Socket	12-14	25	Nickel

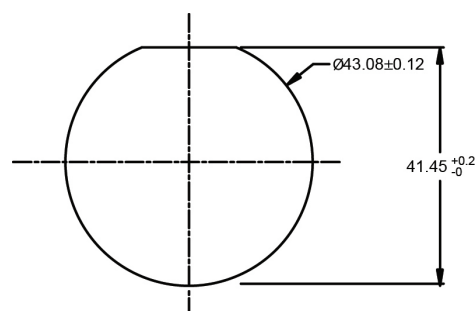



Shell Size
24

Contact Size	Part No.	Type	(Pin/Socket)	Wire Range (AWG)	AMP	Plating
16	AT60-215-1631	Machined	Pin	14	13	Gold
16	AT60-215-16141	Machined	Pin	14	13	Nickel
16	AT62-209-1631	Machined	Socket	14	13	Gold
16	AT62-209-16141	Machined	Socket	14	13	Nickel
16	AT60-202-1631	Machined	Pin	16-20	13	Gold
16	AT60-202-16141	Machined	Pin	16-20	13	Nickel
16	AT62-201-1631	Machined	Socket	16-20	13	Gold
16	AT62-201-16141	Machined	Socket	16-20	13	Nickel
16	AT60-14-0144	Stamped & Formed	Pin	14-16	13	Gold
16	AT60-14-0122	Stamped & Formed	Pin	14-16	13	Nickel
16	AT62-14-0144	Stamped & Formed	Socket	14-16	13	Gold
16	AT62-14-0122	Stamped & Formed	Socket	14-16	13	Nickel
16	AT60-16-0144	Stamped & Formed	Pin	16-18	13	Gold
16	AT60-16-0122	Stamped & Formed	Pin	16-18	13	Nickel
16	AT62-16-0144	Stamped & Formed	Socket	16-18	13	Gold
16	AT62-16-0122	Stamped & Formed	Socket	16-18	13	Nickel
16	AT60-16-0644	Stamped & Formed	Pin	18-20	13	Gold
16	AT60-16-0622	Stamped & Formed	Pin	18-20	13	Nickel
16	AT62-16-0644	Stamped & Formed	Socket	18-20	13	Gold
16	AT62-16-0622	Stamped & Formed	Socket	18-20	13	Nickel



Recommended Panel Mounting Hole
Recommended panel thickness: 1.6 to 4.7mm





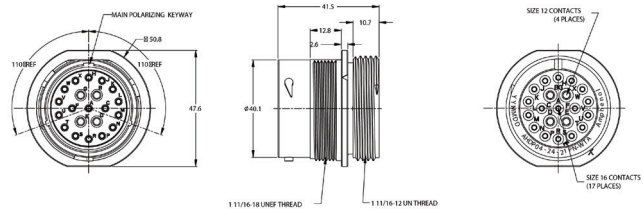
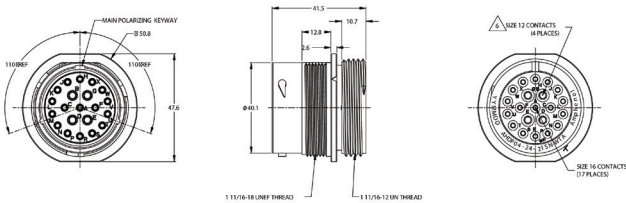
21 POSITION PLUGS & RECEPTACLES

Shell Size
24

Contact Size	12	16
Contact Qty	4	17
Seal OD Range		
NORMAL SEAL	3.43mm (.135")-4.32mm (.170")	2.54mm (.100")-3.40mm (.134")
REDUCED SEAL	2.46mm (.097")-4.01mm (.158")	1.35mm (.053")-3.05mm (.120")
Wire Range	10-14 AWG	14-20 AWG
Amperage	25	13



PLUG	RECEPTACLE
------	------------



Standard and reverse terminal genders allows for custom polarization

Part Number AHDP06-24-21SN-WTA	Gender: Standard Contact: Socket
Rear Seal Type: NORMAL, Green	
Description: Size 24 Plug with 21 positions, Socket, standard arrangement, normal seal, wide thread adapter	
Mating Part(s): AHDP04-24-21PN-WTA, AHDP04-24-19PR-WTA	
See Receptacle column on this page for more details	


Part Number AHDP04-24-21PN-WTA	Gender: Standard Contact: Pin
Rear Seal Type: NORMAL, Green	
Description: Size 24 Receptacle with 21 positions, Pin, standard arrangement, normal seal, wide thread adapter	
Mating Part(s): AHDP06-24-21SN-WTA, AHDP06-24-21SR-WTA	
See Plug column on this page for more details	

Part Number AHDP06-24-21SR-WTA	Gender: Standard Contact: Socket
Rear Seal Type: REDUCED SEAL, Blue	
Description: Size 24 Plug with 21 positions, Socket, standard arrangement, reduced seal, wide thread adapter	
Mating Part(s): AHDP04-24-21PN-WTA, AHDP04-24-19PR-WTA	
See Receptacle column on this page for more details	

Part Number AHDP04-24-21PR-WTA	Gender: Standard Contact: Pin
Rear Seal Type: REDUCED SEAL, Blue	
Description: Size 24 Receptacle with 21 positions, Pin, standard arrangement, reduced seal, wide thread adapter	
Mating Part(s): AHDP06-24-21SN-WTA, AHDP06-24-21SR-WTA	
See Plug column on this page for more details	

For custom insert configurations, please call 1 800 394 7732

21 POSITION PLUGS & RECEPTACLES - CONTACTS



DURA|MATE
21 POSITIONS
25A,13A


Shell Size
24

CONNECTOR SOLUTIONS

PLUG		RECEPTACLE	
Part Number AHDP06-24-21PN-WTA	Gender: Reversed Contact: Pin	Part Number AHDP04-24-21SN-WTA	Gender: Reversed Contact: Socket
Rear Seal Type: NORMAL, Green		Rear Seal Type: NORMAL, Green	
Description: Size 24 Plug with 21 positions, Pin, reversed arrangement, normal seal, wide thread adapter		Description: Size 24 Receptacle with 21 positions, Socket, reversed arrangement, normal seal, wide thread adapter	
Mating Part(s): AHDP04-24-21SN-WTA, AHDP04-24-21SR-WTA		Mating Part(s): AHDP06-24-21PN-WTA, AHDP06-24-21PR-WTA	
See Receptacle column on this page for more details		See Plug column on this page for more details	
Part Number AHDP06-24-21PR-WTA	Gender: Reversed Contact: Pin	Part Number AHDP04-24-21SR-WTA	Gender: Reversed Contact: Socket
Rear Seal Type: REDUCED SEAL, Blue		Rear Seal Type: REDUCED SEAL, Blue	
Description: Size 24 Plug with 21 positions, Pin, reversed arrangement, reduced seal, wide thread adapter		Description: Size 24 Receptacle with 21 positions, Socket, reversed arrangement, reduced seal, wide thread adapter	
Mating Part(s): AHDP04-24-21SN-WTA, AHDP04-24-21SR-WTA		Mating Part(s): AHDP06-24-21PN-WTA, AHDP06-24-21PR-WTA	
See Receptacle column on this page for more details		See Plug column on this page for more details	

21 Position Plugs & Receptacles- Contacts

Contact Size	Part No.	Type	(Pin/Socket)	Wire Range (AWG)	AMP	Plating
12	AT60-220-1231	Machined	Pin	12-14	25	Gold
12	AT60-204-12141	Machined	Pin	12-14	25	Nickel
12	AT62-210-1231	Machined	Socket	12-14	25	Gold
12	AT62-203-12141	Machined	Socket	12-14	25	Nickel
12	AT60-12-0244	Stamped & Formed	Pin	10-12	25	Gold
12	AT60-12-0222	Stamped & Formed	Pin	10-12	25	Nickel
12	AT62-12-0244	Stamped & Formed	Socket	10-12	25	Gold
12	AT62-12-0222	Stamped & Formed	Socket	10-12	25	Nickel
12	AT60-12-0144	Stamped & Formed	Pin	12-14	25	Gold
12	AT60-12-0166	Stamped & Formed	Pin	12-14	25	Nickel
12	AT62-12-0144	Stamped & Formed	Socket	12-14	25	Gold
12	AT62-12-0166	Stamped & Formed	Socket	12-14	25	Nickel



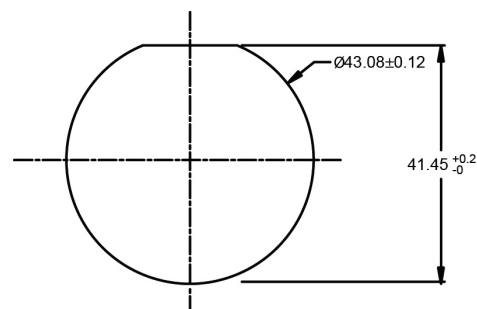
21 POSITION PLUGS & RECEPTACLES- CONTACTS (con't)

Shell Size
24

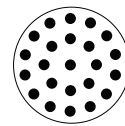
Contact Size	Part No.	Type	(Pin/Socket)	Wire Range (AWG)	AMP	Plating
16	AT60-215-1631	Machined	Pin	14	13	Gold
16	AT60-215-16141	Machined	Pin	14	13	Nickel
16	AT62-209-1631	Machined	Socket	14	13	Gold
16	AT62-209-16141	Machined	Socket	14	13	Nickel
16	AT60-202-1631	Machined	Pin	16-20	13	Gold
16	AT60-202-16141	Machined	Pin	16-20	13	Nickel
16	AT62-201-1631	Machined	Socket	16-20	13	Gold
16	AT62-201-16141	Machined	Socket	16-20	13	Nickel
16	AT60-14-0144	Stamped & Formed	Pin	14-16	13	Gold
16	AT60-14-0122	Stamped & Formed	Pin	14-16	13	Nickel
16	AT62-14-0144	Stamped & Formed	Socket	14-16	13	Gold
16	AT62-14-0122	Stamped & Formed	Socket	14-16	13	Nickel
16	AT60-16-0144	Stamped & Formed	Pin	16-18	13	Gold
16	AT60-16-0122	Stamped & Formed	Pin	16-18	13	Nickel
16	AT62-16-0144	Stamped & Formed	Socket	16-18	13	Gold
16	AT62-16-0122	Stamped & Formed	Socket	16-18	13	Nickel
16	AT60-16-0644	Stamped & Formed	Pin	18-20	13	Gold
16	AT60-16-0622	Stamped & Formed	Pin	18-20	13	Nickel
16	AT62-16-0644	Stamped & Formed	Socket	18-20	13	Gold
16	AT62-16-0622	Stamped & Formed	Socket	18-20	13	Nickel



Recommended Panel Mounting Hole
 Recommended panel thickness: 1.6 to 4.7mm



23 POSITION PLUGS & RECEPTACLES



DURA|MATE
23 POSITIONS
13A

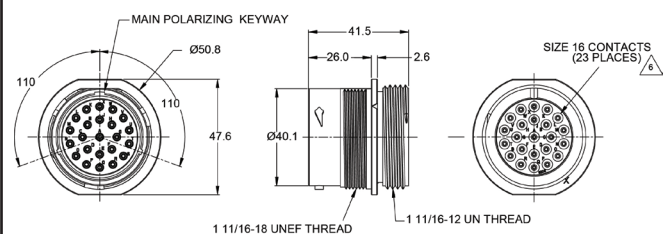
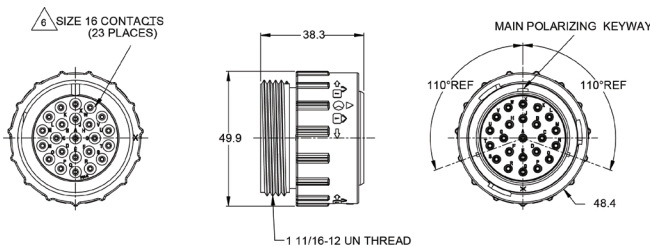
Shell Size
24

Contact Size	16
Contact Qty	23
Seal OD Range	
NORMAL SEAL	2.54mm (.100") - 3.40mm (.134")
REDUCED SEAL	1.35mm (.053") - 3.05mm (.120")
Wire Range	14-20 AWG
Amperage	13



PLUG

RECEPTACLE



Standard and reverse terminal genders allows for custom polarization


Part Number AHDP06-24-23SN-WTA	Gender: Standard Contact: Socket
Rear Seal Type: NORMAL SEAL, Blue	
Description: Size 24 Plug with 23 positions, Socket, standard arrangement, normal seal, wide thread adapter	
Mating Part(s): AHDP04-24-23PN-WTA, AHDP04-24-23PR-WTA	
See Receptacle column on this page for more details	

Part Number AHDP04-24-23PN-WTA	Gender: Standard Contact: Pin
Rear Seal Type: NORMAL, Green	
Description: Size 24 Receptacle with 23 positions, Pin, standard arrangement, normal seal, wide thread adapter	
Mating Part(s): AHDP06-24-23SN-WTA, AHDP06-24-23SR-WTA	
See Plug column on this page for more details	

Part Number AHDP06-24-23SR-WTA	Gender: Standard Contact: Socket
Rear Seal Type: REDUCED SEAL, Blue	
Description: Size 24 Plug with 23 positions, Socket, standard arrangement, RD01 reduced diameter seal, wide thread adapter	
Mating Part(s): AHDP04-24-23PN-WTA, AHDP04-24-23PR-WTA	
See Receptacle column on this page for more details	

Part Number AHDP04-24-23PR-WTA	Gender: Standard Contact: Pin
Rear Seal Type: REDUCED SEAL, Blue	
Description: Size 24 Receptacle with 23 positions, Pin, standard arrangement, RD01 reduced diameter seal, wide thread adapter	
Mating Part(s): AHDP06-24-23SN-WTA, AHDP06-24-23SR-WTA	
See Plug column on this page for more details	

For custom insert configurations, please call 1 800 394 7732



23 POSITION PLUGS & RECEPTACLES

Shell Size
24

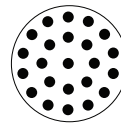
PLUG		RECEPTACLE	
Part Number AHDP06-24-23PN-WTA	Gender: Reversed Contact: Pin	Part Number AHDP04-24-23SN-WTA	Gender: Reversed Contact: Socket
Rear Seal Type: NORMAL, Green		Rear Seal Type: NORMAL, Green	
Description: Size 24 Plug with 23 positions, Pin, reverse arrangement, normal seal, wide thread adapter		Description: Size 24 Receptacle with 23 positions, Socket, reverse arrangement, normal seal, wide thread adapter	
Mating Part(s): AHDP04-24-23SN-WTA, AHDP04-24-23SR-WTA		Mating Part(s): AHDP06-24-23PN-WTA, AHDP06-24-23PR-WTA	
<i>See Receptacle column on this page for more details</i>		<i>See Plug column on this page for more details</i>	
Part Number AHDP06-24-23PR-WTA	Gender: Reversed Contact: Pin	Part Number AHDP04-24-23SR-WTA	Gender: Reversed Contact: Socket
Rear Seal Type: REDUCED SEAL, Blue		Rear Seal Type: REDUCED SEAL, Blue	
Description: Size 24 Plug with 23 positions, Pin, reverse arrangement, RD01 reduced diameter seal, wide thread adapter		Description: Size 24 Receptacle with 23 positions, Socket, reverse arrangement, RD01 reduced diameter seal, wide thread adapter	
Mating Part(s): AHDP04-24-23SN-WTA, AHDP04-24-23SR-WTA		Mating Part(s): AHDP06-24-23PN-WTA, AHDP06-24-23PR-WTA	
<i>See Receptacle column on this page for more details</i>		<i>See Plug column on this page for more details</i>	

23 Position Plugs & Receptacles - Contacts

Contact Size	Part No.	Type	(Pin/Socket)	Wire Range (AWG)	AMP	Plating
16	AT60-215-16141	Machined	Pin	14	13	Nickel
16	AT60-215-1631	Machined	Pin	14	13	Gold
16	AT62-209-16141	Machined	Socket	14	13	Nickel
16	AT62-209-1631	Machined	Socket	14	13	Gold
16	AT60-202-16141	Machined	Pin	16-20	13	Nickel
16	AT60-202-1631	Machined	Pin	16-20	13	Gold
16	AT62-201-16141	Machined	Socket	16-20	13	Nickel
16	AT62-201-1631	Machined	Socket	16-20	13	Gold
16	AT60-14-0122	Stamped & Formed	Pin	14-16	13	Nickel
16	AT60-14-0144	Stamped & Formed	Pin	14-16	13	Gold
16	AT62-14-0122	Stamped & Formed	Socket	14-16	13	Nickel
16	AT62-14-0144	Stamped & Formed	Socket	14-16	13	Gold

For custom insert configurations, please consult factory

23 POSITION PLUGS & RECEPTACLES - CONTACTS

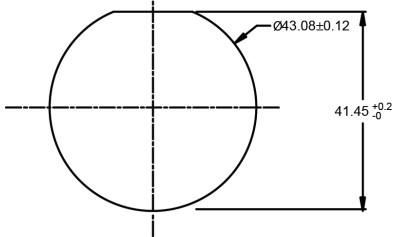


DURA|MATE
23 POSITIONS
13A

Shell Size
24

Contact Size	Part No.	Type	(Pin/Socket)	Wire Range (AWG)	AMP	Plating
16	AT60-16-0122	Stamped & Formed	Pin	16-18	13	Nickel
16	AT60-16-0144	Stamped & Formed	Pin	16-18	13	Gold
16	AT62-16-0122	Stamped & Formed	Socket	16-18	13	Nickel
16	AT62-16-0144	Stamped & Formed	Socket	16-18	13	Gold
16	AT60-16-0622	Stamped & Formed	Pin	18-20	13	Nickel
16	AT60-16-0644	Stamped & Formed	Pin	18-20	13	Gold
16	AT62-16-0622	Stamped & Formed	Socket	18-20	13	Nickel
16	AT62-16-0644	Stamped & Formed	Socket	18-20	13	Gold

Recommended Panel Mounting Hole
Recommended panel thickness:
1.6 to 4.7mm



Part Number
AHDP24-PN01


Panel Nut, Shell Size 24



Part Number
AT14-001-2486

Metal Lock Washer
Shell Size 24





27 POSITION PLUGS & RECEPTACLES

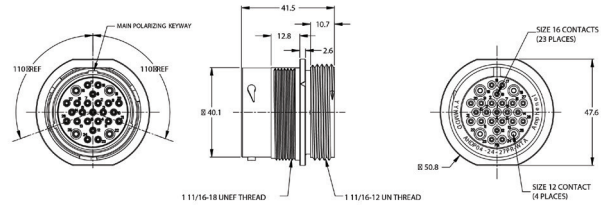
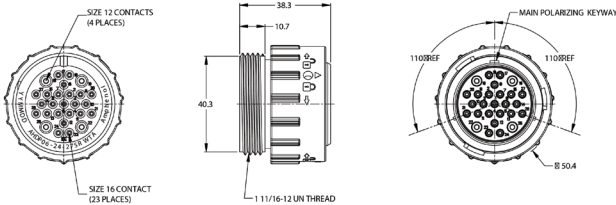
Shell Size
24

Contact Size	12	16
Contact Qty	4	23
Seal OD Range		
REDUCED SEAL	2.46mm (.097")-4.01mm (.158")	1.35mm (.053")-3.05mm (.120")
Wire Range	10-14 AWG	14-20 AWG
Amperage	25	13



PLUG

RECEPTACLE



Standard and reverse terminal genders allows for custom polarization

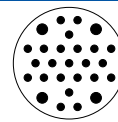
Part Number AHDP06-24-27SR-WTA	Gender: Standard Contact: Socket
Rear Seal Type: REDUCED SEAL, Blue	
Description: Size 24 Plug with 27 positions, Socket, standard arrangement, reduced seal, wide thread adapter	
Mating Part(s): AHDP04-24-27PR-WTA	
See Receptacle column on this page for more details	

Part Number AHDP06-24-27PR-WTA	Gender: Reversed Contact: Pin
Rear Seal Type: REDUCED SEAL, Blue	
Description: Size 24 Plug with 27 positions, Pin, reversed arrangement, reduced seal, wide thread adapter	
Mating Part(s): AHDP04-24-27SR-WTA	
See Receptacle column on this page for more details	

Part Number AHDP04-24-27PR-WTA	Gender: Standard Contact: Pin
Rear Seal Type: REDUCED SEAL, Blue	
Description: Size 24 Receptacle with 27 positions, Pin, standard arrangement, reduced seal, wide thread adapter	
Mating Part(s): AHDP06-24-27SR-WTA	
See Plug column on this page for more details	


Part Number AHDP04-24-27SR-WTA	Gender: Reversed Contact: Socket
Rear Seal Type: REDUCED SEAL, Blue	
Description: Size 24 Receptacle with 27 positions, Socket, reversed arrangement, reduced seal, wide thread adapter	
Mating Part(s): AHDP06-24-27PR-WTA	
See Plug column on this page for more details	

For custom insert configurations, please call 1 800 394 7732


 Shell Size
24

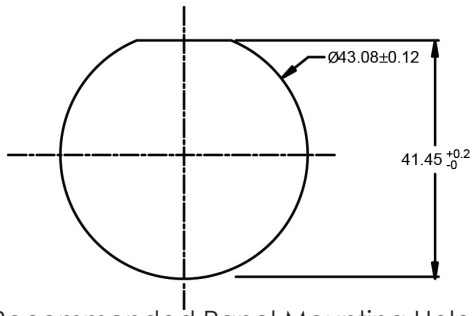
27 Position Plugs & Receptacles- Contacts

Contact Size	Part No.	Type	(Pin/Socket)	Wire Range (AWG)	AMP	Plating
12	AT60-220-1231	Machined	Pin	12-14	25	Gold
12	AT60-204-12141	Machined	Pin	12-14	25	Nickel
12	AT62-210-1231	Machined	Socket	12-14	25	Gold
12	AT62-203-12141	Machined	Socket	12-14	25	Nickel
12	AT60-12-0244	Stamped & Formed	Pin	10-12	25	Gold
12	AT60-12-0222	Stamped & Formed	Pin	10-12	25	Nickel
12	AT62-12-0244	Stamped & Formed	Socket	10-12	25	Gold
12	AT62-12-0222	Stamped & Formed	Socket	10-12	25	Nickel
12	AT60-12-0144	Stamped & Formed	Pin	12-14	25	Gold
12	AT60-12-0166	Stamped & Formed	Pin	12-14	25	Nickel
12	AT62-12-0144	Stamped & Formed	Socket	12-14	25	Gold
12	AT62-12-0166	Stamped & Formed	Socket	12-14	25	Nickel
16	AT60-215-1631	Machined	Pin	14	13	Gold
16	AT60-215-16141	Machined	Pin	14	13	Nickel
16	AT62-209-1631	Machined	Socket	14	13	Gold
16	AT62-209-16141	Machined	Socket	14	13	Nickel
16	AT60-202-1631	Machined	Pin	16-20	13	Gold
16	AT60-202-16141	Machined	Pin	16-20	13	Nickel
16	AT62-201-1631	Machined	Socket	16-20	13	Gold
16	AT62-201-16141	Machined	Socket	16-20	13	Nickel
16	AT60-14-0144	Stamped & Formed	Pin	14-16	13	Gold
16	AT60-14-0122	Stamped & Formed	Pin	14-16	13	Nickel
16	AT62-14-0144	Stamped & Formed	Socket	14-16	13	Gold
16	AT62-14-0122	Stamped & Formed	Socket	14-16	13	Nickel
16	AT60-16-0144	Stamped & Formed	Pin	16-18	13	Gold
16	AT60-16-0122	Stamped & Formed	Pin	16-18	13	Nickel
16	AT62-16-0144	Stamped & Formed	Socket	16-18	13	Gold
16	AT62-16-0122	Stamped & Formed	Socket	16-18	13	Nickel
16	AT60-16-0644	Stamped & Formed	Pin	18-20	13	Gold
16	AT60-16-0622	Stamped & Formed	Pin	18-20	13	Nickel
16	AT62-16-0644	Stamped & Formed	Socket	18-20	13	Gold
16	AT62-16-0622	Stamped & Formed	Socket	18-20	13	Nickel



27 POSITION ACCESSORIES

Shell Size
24



Recommended Panel Mounting Hole
Recommended panel thickness: 1.6 to 4.7mm

Part Number
AHDP24-PN01

Panel Nut, Shell Size 24




Part Number
AT14-001-2486

Metal Lock Washer
Shell Size 24



29 POSITION PLUGS & RECEPTACLES



DURA|MATE
29 POSITIONS
7.5A, 13A, 25A

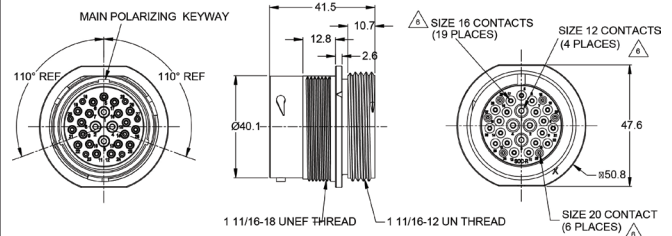
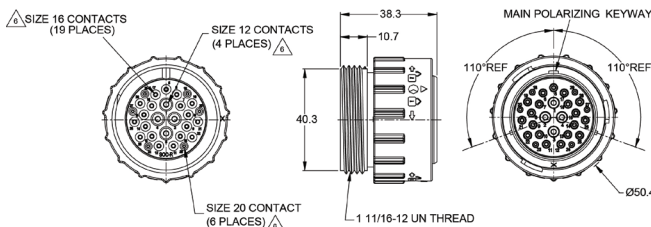
Shell Size
24

Contact Size	20	16	12
Contact Qty	6	19	4
Seal OD Range			
REDUCED SEAL	1.02mm (.040") - 2.41mm (.095")	1.35mm (.053") - 3.05mm (.120")	2.46mm (.097") - 4.01mm (.158")
Wire Range	16-22 AWG	14-20 AWG	10-14 AWG
Amperage	7.5	13	25



PLUG

RECEPTACLE



Standard and reverse terminal genders allows for custom polarization


Part Number AHDP06-24-29SR-WTA	Gender: Standard Contact: Socket
Rear Seal Type: REDUCED SEAL, Blue	
Description: Size 24 Plug with 29 positions, Socket standard arrangement, RD01 reduced diameter seal, wide thread adapter	
Mating Part(s): AHDP04-24-29PR-WTA	
See Receptacle column on this page for more details	

Part Number AHDP04-24-29PR-WTA	Gender: Standard Contact: Pin
Rear Seal Type: REDUCED SEAL, Blue	
Description: Size 24 Receptacle with 29 positions, Pin, standard arrangement, RD01 reduced diameter seal, wide thread adapter	
Mating Part(s): AHDP06-24-29SR-WTA	
See Plug column on this page for more details	

Part Number AHDP06-24-29PR-WTA	Gender: Reversed Contact: Pin
Rear Seal Type: REDUCED SEAL, Blue	
Description: Size 24 Plug with 29 positions, Pin reverse arrangement, RD01 reduced diameter seal, wide thread adapter	
Mating Part(s): AHDP04-24-29SR-WTA	
See Receptacle column on this page for more details	

Part Number AHDP04-24-29SR-WTA	Gender: Reversed Contact: Socket
Rear Seal Type: REDUCED SEAL, Blue	
Description: Size 24 Receptacle with 29 positions, Socket, reverse arrangement, RD01 reduced diameter seal, wide thread adapter	
Mating Part(s): AHDP06-24-29PR-WTA	
See Plug column on this page for more details	

For custom insert configurations, please call 1 800 394 7732

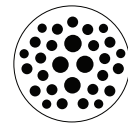


29 POSITION PLUGS & RECEPTACLES - CONTACTS

Shell Size
24

Contact Size	Part No.	Type	(Pin/Socket)	Wire Range (AWG)	AMP	Plating
12	AT60-204-12141	Machined	Pin	12-14	25	Nickel
12	AT60-220-1231	Machined	Pin	12-14	25	Gold
12	AT62-203-12141	Machined	Socket	12-14	25	Nickel
12	AT62-210-1231	Machined	Socket	12-14	25	Gold
12	AT60-12-0222	Stamped & Formed	Pin	10-12	25	Nickel
12	AT60-12-0244	Stamped & Formed	Pin	10-12	25	Gold
12	AT62-12-0222	Stamped & Formed	Socket	10-12	25	Nickel
12	AT62-12-0244	Stamped & Formed	Socket	10-12	25	Gold
12	AT60-12-0166	Stamped & Formed	Pin	12-14	25	Nickel
12	AT60-12-0144	Stamped & Formed	Pin	12-14	25	Gold
12	AT62-12-0166	Stamped & Formed	Socket	12-14	25	Nickel
12	AT62-12-0144	Stamped & Formed	Socket	12-14	25	Gold
16	AT60-215-16141	Machined	Pin	14	13	Nickel
16	AT60-215-1631	Machined	Pin	14	13	Gold
16	AT62-209-16141	Machined	Socket	14	13	Nickel
16	AT62-209-1631	Machined	Socket	14	13	Gold
16	AT60-202-16141	Machined	Pin	16-20	13	Nickel
16	AT60-202-1631	Machined	Pin	16-20	13	Gold
16	AT62-201-16141	Machined	Socket	16-20	13	Nickel
16	AT62-201-1631	Machined	Socket	16-20	13	Gold
16	AT60-14-0122	Stamped & Formed	Pin	14-16	13	Nickel
16	AT60-14-0144	Stamped & Formed	Pin	14-16	13	Gold
16	AT60-16-0122	Stamped & Formed	Pin	16-18	13	Nickel
16	AT60-16-0144	Stamped & Formed	Pin	16-18	13	Gold
16	AT62-16-0122	Stamped & Formed	Socket	16-18	13	Nickel
16	AT62-16-0144	Stamped & Formed	Socket	16-18	13	Gold
16	AT60-16-0622	Stamped & Formed	Pin	18-20	13	Nickel
16	AT60-16-0644	Stamped & Formed	Pin	18-20	13	Gold
16	AT62-16-0622	Stamped & Formed	Socket	18-20	13	Nickel
16	AT62-16-0644	Stamped & Formed	Socket	18-20	13	Gold
20	AT60-202-20141	Machined	Pin	20-22	7.5	Nickel
20	AT60-202-2031	Machined	Pin	20-22	7.5	Gold
20	AT62-201-20141	Machined	Socket	20-22	7.5	Nickel
20	AT62-201-2031	Machined	Socket	20-22	7.5	Gold
20	AT60-20-0122	Stamped & Formed	Pin	16-22	7.5	Nickel
20	AT60-20-0144	Stamped & Formed	Pin	16-22	7.5	Gold
20	AT62-20-0122	Stamped & Formed	Socket	16-22	7.5	Nickel
20	AT62-20-0144	Stamped & Formed	Socket	16-22	7.5	Gold

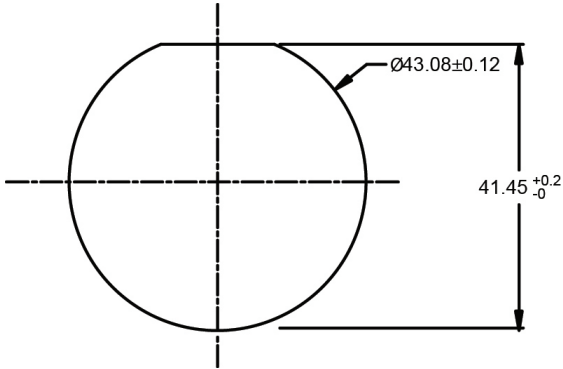
29 POSITION PLUGS & RECEPTACLES



DURA|MATE
29 POSITIONS
7.5A, 13A, 25A

Shell Size
24

Recommended Panel Mounting Hole
Recommended panel thickness: 1.6 to 4.7mm



Part Number
AHDP24-PN01


Panel Nut, Shell Size 24



Part Number
AT14-001-2486

Metal Lock Washer
Shell Size 24





Shell Size
24

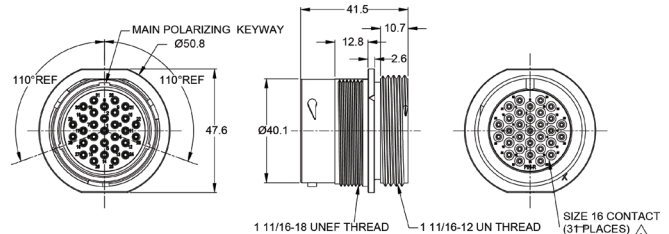
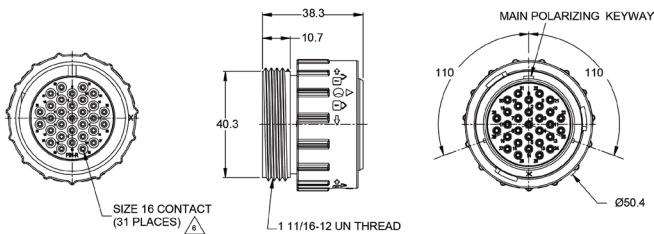
31 POSITION PLUGS & RECEPTACLES

Contact Size	16
Contact Qty	31
Seal OD Range	
REDUCED SEAL	1.35mm (.053") - 3.05mm (.120")
THIN SEAL	2.23mm (.088") - 3.40mm (.134")
Wire Range (AWG)	14-20 AWG
Amperage	13



PLUG

RECEPTACLE



Standard and reverse terminal genders allows for custom polarization

Part Number AHDP06-24-31SR-WTA	Gender: Standard Contact: Socket
Rear Seal Type: REDUCED SEAL, Blue	
Description: Size 24 Plug with 31 positions, Socket, standard arrangement, RD01 reduced diameter seal, wide thread adapter	
Mating Part(s): AHDP04-24-31PR-WTA, AHDP04-24-31PT-WTA	
See Receptacle column on this page for more details	


Part Number AHDP04-24-31PR-WTA	Gender: Standard Contact: Pin
Rear Seal Type: REDUCED SEAL, Blue	
Description: Size 24 Receptacle with 31 positions, Pin, standard arrangement, RD01 reduced diameter seal, wide thread adapter	
Mating Part(s): AHDP06-24-31SR-WTA, AHDP06-24-31ST-WTA	
See Plug column on this page for more details	

Part Number AHDP06-24-31ST-WTA	Gender: Standard Contact: Socket
Rear Seal Type: THIN SEAL, Grey	
Description: Size 24 Plug with 31 positions, Socket, standard arrangement, thin seal, wide thread adapter	
Mating Part(s): AHDP04-24-31PR-WTA, AHDP04-24-31PT-WTA	
See Receptacle column on this page for more details	

Part Number AHDP04-24-31PT-WTA	Gender: Standard Contact: Pin
Rear Seal Type: THIN SEAL, Grey	
Description: Size 24 Receptacle with 31 positions, Pin, standard arrangement, thin seal, wide thread adapter	
Mating Part(s): AHDP06-24-31SR-WTA, AHDP06-24-31ST-WTA	
See Plug column on this page for more details	

For custom insert configurations, please call 1 800 394 7732

31 POSITION PLUGS & RECEPTACLES



DURA|MATE
31 POSITIONS
13A


Shell Size
24

CONNECTOR SOLUTIONS

PLUG		RECEPTACLE	
Part Number AHDP06-24-31PR-WTA	Gender: Reversed Contact: Pin	Part Number AHDP04-24-31SR-WTA	Gender: Reversed Contact: Socket
Rear Seal Type: REDUCED SEAL, Blue		Rear Seal Type: REDUCED SEAL, Blue	
Description: Size 24 Plug with 31 positions, Pin, reverse arrangement, RD01 reduced diameter seal, wide thread adapter		Description: Size 24 Receptacle with 31 positions, Socket, reverse arrangement, RD01 reduced diameter seal, wide thread adapter	
Mating Part(s): AHDP04-24-31SR-WTA, AHDP04-24-31ST-WTA		Mating Part(s): AHDP06-24-31PR-WTA, AHDP06-24-31PT-WTA	
<i>See Receptacle column on this page for more details</i>		<i>See Plug column on this page for more details</i>	
Part Number AHDP06-24-31PT-WTA	Gender: Reversed Contact: Pin	Part Number AHDP04-24-31ST-WTA	Gender: Reversed Contact: Socket
Rear Seal Type: THIN SEAL, Grey		Rear Seal Type: THIN SEAL, Grey	
Description: Size 24 Plug with 31 positions, Pin, reverse arrangement, thin seal, wide thread adapter		Description: Size 24 Receptacle with 31 positions, Socket, reverse arrangement, thin seal, wide thread adapter	
Mating Part(s): AHDP04-24-31SR-WTA, AHDP04-24-31ST-WTA		Mating Part(s): AHDP06-24-31PR-WTA, AHDP06-24-31PT-WTA	
<i>See Receptacle column on this page for more details</i>		<i>See Plug column on this page for more details</i>	

31 Pin Plugs & Receptacles - Contacts

Contact Size	Part No.	Type	(Pin/Socket)	Wire Range (AWG)	AMP	Plating
16	AT60-215-16141	Machined	Pin	14	13	Nickel
16	AT60-215-1631	Machined	Pin	14	13	Gold
16	AT62-209-16141	Machined	Socket	14	13	Nickel
16	AT62-209-1631	Machined	Socket	14	13	Gold
16	AT60-202-16141	Machined	Pin	16-20	13	Nickel
16	AT60-202-1631	Machined	Pin	16-20	13	Gold
16	AT62-201-16141	Machined	Socket	16-20	13	Nickel
16	AT62-201-1631	Machined	Socket	16-20	13	Gold
16	AT60-14-0122	Stamped & Formed	Pin	14-16	13	Nickel
16	AT60-14-0144	Stamped & Formed	Pin	14-16	13	Gold

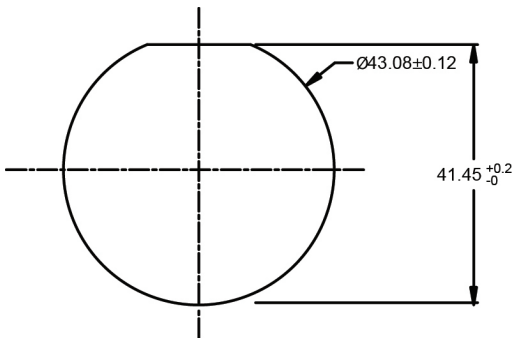


31 POSITION PLUGS & RECEPTACLES

Shell Size
24

Contact Size	Part No.	Type	(Pin/Socket)	Wire Range (AWG)	AMP	Plating
16	AT60-16-0122	Stamped & Formed	Pin	16-18	13	Nickel
16	AT60-16-0144	Stamped & Formed	Pin	16-18	13	Gold
16	AT60-16-0622	Stamped & Formed	Pin	18-20	13	Nickel
16	AT60-16-0644	Stamped & Formed	Pin	18-20	13	Gold
16	AT62-14-0122	Stamped & Formed	Socket	14-16	13	Nickel
16	AT62-14-0144	Stamped & Formed	Socket	14-16	13	Gold
16	AT62-16-0122	Stamped & Formed	Socket	16-18	13	Nickel
16	AT62-16-0144	Stamped & Formed	Socket	16-18	13	Gold
16	AT62-16-0622	Stamped & Formed	Socket	18-20	13	Nickel
16	AT62-16-0644	Stamped & Formed	Socket	18-20	13	Gold

Recommended Panel Mounting Hole
Recommended Panel thickness: 1.6 to 4.7mm




Part Number
AHDP24-PN01

Panel Nut, Shell Size 24

Part Number
AT14-001-2486

Metal Lock Washer
Shell Size 24

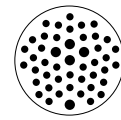


47 POSITION PLUGS & RECEPTACLES - CONTACTS

Shell Size
24

Contact Size	Part No.	Type	(Pin/Socket)	Wire Range (AWG)	AMP	Plating
16	AT60-215-16141	Machined	Pin	14	13	Nickel
16	AT60-215-1631	Machined	Pin	14	13	Gold
16	AT62-209-16141	Machined	Socket	14	13	Nickel
16	AT62-209-1631	Machined	Socket	14	13	Gold
16	AT60-202-16141	Machined	Pin	16-20	13	Nickel
16	AT60-202-1631	Machined	Pin	16-20	13	Gold
16	AT62-201-16141	Machined	Socket	16-20	13	Nickel
16	AT62-201-1631	Machined	Socket	16-20	13	Gold
16	AT60-14-0122	Stamped & Formed	Pin	14-16	13	Nickel
16	AT60-14-0144	Stamped & Formed	Pin	14-16	13	Gold
16	AT62-14-0122	Stamped & Formed	Socket	14-16	13	Nickel
16	AT62-14-0144	Stamped & Formed	Socket	14-16	13	Gold
16	AT60-16-0122	Stamped & Formed	Pin	16-18	13	Nickel
16	AT60-16-0144	Stamped & Formed	Pin	16-18	13	Gold
16	AT62-16-0122	Stamped & Formed	Socket	16-18	13	Nickel
16	AT62-16-0144	Stamped & Formed	Socket	16-18	13	Gold
16	AT60-16-0622	Stamped & Formed	Pin	18-20	13	Nickel
16	AT60-16-0644	Stamped & Formed	Pin	18-20	13	Gold
16	AT62-16-0622	Stamped & Formed	Socket	18-20	13	Nickel
16	AT62-16-0644	Stamped & Formed	Socket	18-20	13	Gold
20	AT60-202-20141	Machined	Pin	20-22	7.5	Nickel
20	AT60-202-2031	Machined	Pin	20-22	7.5	Gold
20	AT62-201-20141	Machined	Socket	20-22	7.5	Nickel
20	AT62-201-2031	Machined	Socket	20-22	7.5	Gold
20	AT60-20-0122	Stamped & Formed	Pin	16-22	7.5	Nickel
20	AT60-20-0144	Stamped & Formed	Pin	16-22	7.5	Gold
20	AT62-20-0122	Stamped & Formed	Socket	16-22	7.5	Nickel
20	AT62-20-0144	Stamped & Formed	Socket	16-22	7.5	Gold

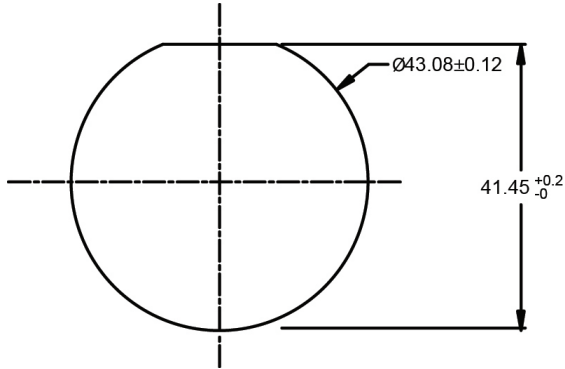
47 POSITION PLUGS & RECEPTACLES



DURA|MATE
29 POSITIONS
7.5A, 13A

Shell Size
24

Recommended Panel Mounting Hole
Recommended panel thickness: 1.6 to 4.7mm



Part Number
AHDP24-PN01

Panel Nut, Shell Size 24




Part Number
AT14-001-2486

Metal Lock Washer
Shell Size 24



Part Number
WA23-DS

Heavy Duty Pneumatic Crimp Tool



Part Number
WA23-2

Die Assembly for CA-5E12 Heavy Duty Pneumatic Crimp Tool, Size 8




Part Number
WA23-10

Contact Locator, Size 8




Part Number
MFX-3973

Size 12 Crimp Die for Stamped and Formed Contacts




Part Number
MFX-3950

Size 16 Crimp Die for Stamped and Formed Contacts 18-20 AWG




Part Number
MFX-3953

Size 16 Crimp Die for Stamped and Formed Contacts 16-18 AWG



Part Number
MFX-3974

Size 20 Crimp Die for Stamped and Formed Contacts




Part Number
CA-5D12

Universal Hand Crimp Tool, Size 12/16/20 Solid Contacts Only



Part Number
CA-5E12

Pneumatic Crimp Tool, Size 12/16/20 Solid Contacts Only



DURA | MATE TOOLS(con't)

Part Number
ATT-20-00

Size 20 Stamped and Formed
Contact Tool 20 AWG



Part Number
AT11-240-2005

Contact Removal Tool, plastic,
Size 20



Part Number
AT11-310-1605

Contact Removal Tool, plastic
Size 16



Part Number
ATT-16-00

Size 16 Stamped and Formed
Contact Tool 14-16 AWG



Part Number
AT11-337-1205

Contact Removal Tool, plastic
Size 12



Part Number
AT11-001-3.6M

Contact Removal Tool, plastic
Size 8 (3.6 mm)



Part Number
ATT-16-01

Size 16 Stamped and Formed
Contact Tool 18-20 AWG



Part Number
ATT-12-00

Size 12 Stamped and Formed
Contact Tool 12 AWG



Part Number
AHDPBS-0406-001

Size 24 Backshell WTA



Part Number
AHDPBS-0406-002

Size 24 Backshell WTA with
compression nut
Cable diameter range: .57-.71"



Part Number
AHDC24-24

Size 24 Protective Cap



Part Number
AHDPBS-18-001

Size 18 Backshell WTA



Part Number
AHDC18-18

Size 18 Protective Cap



Part Number
AHDP-16-04978

Size 18 Rubber Flange Seal



Part Number
AHDP-16-04477

Size 24 Rubber Flange Seal



Competitor's Compatible Part Number			Amphenol PN	Page
Exclusive to Amphenol Sine Systems			AHDP06-24-07SN-WTA	133
Exclusive to Amphenol Sine Systems			AHDP04-24-07PN-WTA	133
Exclusive to Amphenol Sine Systems			AHDP06-24-07PN-WTA	133
Exclusive to Amphenol Sine Systems			AHDP04-24-07SN-WTA	133
HDP26-18-14SN	HDP26-18-14SN-L015	HDP26-18-14SN-L024	AHDP06-18-14SN-WTA	134
HDP26-18-14SE	HDP26-18-14SE-L015	HDP26-18-14SE-L024	AHDP06-18-14SR-WTA	134
HDP24-18-14PN	HDP24-18-14PN-L015	HDP24-18-14PN-L024	AHDP04-18-14PN-WTA	134
HPD24-18-14PE	HPD24-18-14PE-L015	HPD24-18-14PE-L024	AHDP04-18-14PR-WTA	134
HDP26-18-14PN	HDP26-18-14PN-L015	HDP26-18-14PN-L024	AHDP06-18-14PN-WTA	135
HDP26-18-14PE	HDP26-18-14PE-L015	HDP26-18-14PE-L024	AHDP06-18-14PR-WTA	135
HDP24-18-14SN	HDP24-18-14SN-L015	HDP24-18-14SN-L024	AHDP04-18-14SN-WTA	135
HDP24-18-14SE	HDP24-18-14SE-L015	HDP24-18-14SE-L024	AHDP04-18-14SR-WTA	135
HDP26-24-19SN	HDP26-24-19SN-L015	HDP26-24-19SN-L024	AHDP06-24-19SN-WTA	137
HDP26-24-19SE	HDP26-24-19SE-L015	HDP26-24-19SE-L024	AHDP06-24-19SR-WTA	137
HDP24-24-19PN	HDP24-24-19PN-L015	HDP24-24-19PN-L024	AHDP04-24-19PN-WTA	137
HDP24-24-19PE	HDP24-24-19PE-L015	HDP24-24-19PE-L024	AHDP04-24-19PR-WTA	137
HDP26-24-19PN	HDP26-24-19PN-L015	HDP26-24-19PN-L024	AHDP06-24-19PN-WTA	138
HDP26-24-19PE	HDP26-24-19PE-L015	HDP26-24-19PE-L024	AHDP06-24-19PR-WTA	138
HDP24-24-19SN	HDP24-24-19SN-L015	HDP24-24-19SN-L024	AHDP04-24-19SN-WTA	138
HDP24-24-19SE	HDP24-24-19SE-L015	HDP24-24-19SE-L024	AHDP04-24-19SR-WTA	138
HDP26-24-21SN	HDP26-24-21SN-L015	HDP26-24-21SN L024	AHDP06-24-21SN-WTA	140
HDP26-24-21SE	HDP26-24-21SE-L015	HDP26-24-21SE L024	AHDP06-24-21SR-WTA	140
HDP24-24-21PN	HDP24-24-21PN-L015	HDP24-24-21PN L024	AHDP04-24-21PN-WTA	140
HPD24-24-21PE	HPD24-24-21PE-L015	HPD24-24-21PE L024	AHDP04-24-21PR-WTA	140
HDP26-24-21PN	HDP26-24-21PN-L015	HDP26-24-21PN L024	AHDP06-24-21PN-WTA	141
HDP24-24-21SN	HDP24-24-21SN-L015	HDP24-24-21SN L024	AHDP06-24-21PR-WTA	141
HDP24-24-21SN	HDP24-24-21SN-L015	HDP24-24-21SN L024	AHDP04-24-21SN-WTA	141
HDP24-24-21SE	HDP24-24-21SE-L015	HDP24-24-21SE L024	AHDP04-24-21SR-WTA	141
HDP26-24-23SN	HDP26-24-23SN-L015	HDP26-24-23SN-L024	AHDP06-24-23SN-WTA	145
HDP26-24-23SE	HDP26-24-23SE-L015	HDP26-24-23SE-L024	AHDP06-24-23SR-WTA	145
HDP24-24-23PN	HDP24-24-23PN-L015	HDP24-24-23PN-L024	AHDP04-24-23PN-WTA	145
HDP24-24-23PE	HDP24-24-23PE-L015	HDP24-24-23PE-L024	AHDP04-24-23PR-WTA	145
HDP26-24-23PN	HDP26-24-23PN-L015	HDP26-24-23PN-L024	AHDP06-24-23PN-WTA	145
HDP26-24-23PE	HDP26-24-23PE-L015	HDP26-24-23PE-L024	AHDP06-24-23PR-WTA	145
HDP24-24-23SN	HDP24-24-23SN-L015	HDP24-24-23SN-L024	AHDP04-24-23SN-WTA	145
HDP24-24-23SE	HDP24-24-23SE-L015	HDP24-24-23SE-L024	AHDP04-24-23SR-WTA	145

Part Number Cross Reference (con't)

Competitor's Compatible Part Number			Amphenol PN	Page
Exclusive to Amphenol Sine Systems			AHDP06-24-27SR-WTA	146
Exclusive to Amphenol Sine Systems			AHDP04-24-27PR-WTA	146
Exclusive to Amphenol Sine Systems			AHDP06-24-27PR-WTA	147
Exclusive to Amphenol Sine Systems			AHDP04-24-27SR-WTA	147
HDP24-24-29PE	HDP24-24-29PE-L015	HDP24-24-29PE-L024	AHDP04-24-29PR-WTA	149
HDP26-24-29PE	HDP26-24-29PE-L015	HDP26-24-29PE-L024	AHDP06-24-29PR-WTA	149
HDP24-24-29SE	HDP24-24-29SE-L015	HDP24-24-29SE-L024	AHDP04-24-29SR-WTA	149
HDP24-24-29SE	HDP24-24-29SE-L015	HDP24-24-29SE-L024	AHDP06-24-29SR-WTA	149
HDP26-24-31SE	HDP26-24-31SE-L015	HDP26-24-31SE-L024	AHDP06-24-31SR-WTA	153
HDP26-24-31ST	HDP26-24-31ST-L015	HDP26-24-31ST-L024	AHDP06-24-31ST-WTA	153
HDP24-24-31PE	HDP24-24-31PE-L015	HDP24-24-31PE-L024	AHDP04-24-31PR-WTA	153
HDP24-24-31PT	HDP24-24-31PT-L015	HDP24-24-31PT-L024	AHDP04-24-31PT-WTA	153
HDP26-24-31PE	HDP26-24-31PE-L015	HDP26-24-31PE-L024	AHDP06-24-31PR-WTA	153
HDP26-24-31PT	HDP26-24-31PT-L015	HDP26-24-31PT-L024	AHDP06-24-31PT-WTA	153
HDP24-24-31SE	HDP24-24-31SE-L015	HDP24-24-31SE-L024	AHDP04-24-31SR-WTA	153
HDP24-24-31ST	HDP24-24-31ST-L015	HDP24-24-31ST-L024	AHDP04-24-31ST-WTA	153
HDP26-24-47SE	HDP26-24-47SE-L015	HDP26-24-47SE-L024	AHDP06-24-47SR-WTA	155
HDP26-24-47PE	HDP26-24-47PE-L015	HDP26-24-47PE-L024	AHDP06-24-47PR-WTA	155
HPD24-24-47PE	HPD24-24-47PE-L015	HPD24-24-47PE-L024	AHDP04-24-47PR-WTA	155
HDP24-24-47SE	HDP24-24-47SE-L015	HDP24-24-47SE-L024	AHDP04-24-47SR-WTA	155

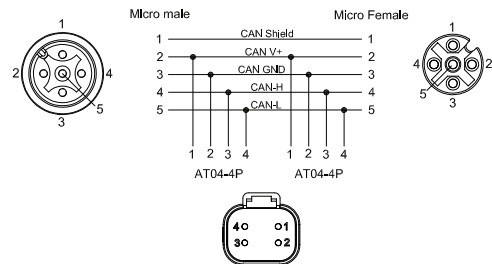
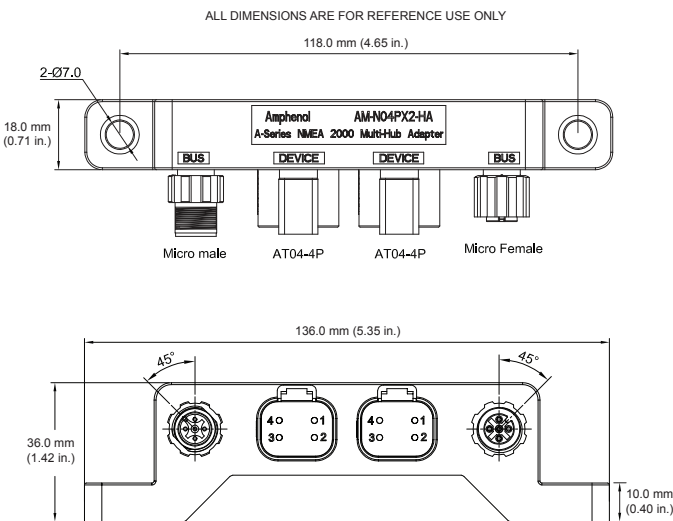

Hydro|Net™



Hydro | Net™ Series

Feature & Benefits

- Provides OEM's flexibility and increased reliability when connecting multiple devices to NMEA 2000 network
- Two 4 pin AT/DT interfaces easily adapts devices to field proven, sealed, and serviceable electrical connections
- Powers the NMEA network in a rugged, compact, and environmentally sealed package
- Factory assembled for true Plug and Play capability
- Reduces the need to modify or assemble NMEA connections onto cables
- Allows for customized and built-to-length electrical harnesses eliminating costly coils of unused cable
- Factory assembled part for simplified mounting
- Environmentally-sealed to IP67 rating
- Rugged thermoplastic overmold (UL94-V0) ①
- Micro NMEA - Male ② and Female ③
- 2 - Four (4) position receptacles (AT/DT) with gold pins ④
- Stainless steel inserts for mounting ⑤



Performance and Material Specifications

Current Rating	4A
Voltage Rating	60V AC/DC
Operating Temperature	-20°C to +130°C
Dielectric Withstanding Voltage	Less than 2 milliamps current leakage @ 1000 Volts AC
Degree of Protection	IP67 (Mated condition)
Degree of Pollution	3 per UL840
Overvoltage Category	III per UL840
Mating Cycle Durability	>100 cycles

RoHS	Compliant
Coupling Nut	PA66 UL94V-0
Insulation Insert	PA66, UL94 V0
Seal	Silicon Rubber
Overmold Material	Thermoplastic
Color	Black
Contact	Gold Flash-plating over Copper Alloy

Performance and Material Specifications

Current Rating	4A
Voltage Rating	60V AC/DC
Operating Temperature	-20°C to +130°C
Dielectric Withstanding Voltage	Less than 2 milliamps current leakage @ 1000 Volts AC
Degree of Protection	IP67 (Mated condition)
Degree of Pollution	3 per UL840
Overvoltage Category	III per UL840
Mating Cycle Durability	>100 cycles

RoHS	Compliant
Coupling Nut	PA66 UL94V-0
Insulation Insert	PA66, UL94 V0
Seal	Silicon Rubber
Overmold Material	Thermoplastic
Color	Black
Contact	Gold Flash-plating over Copper Alloy



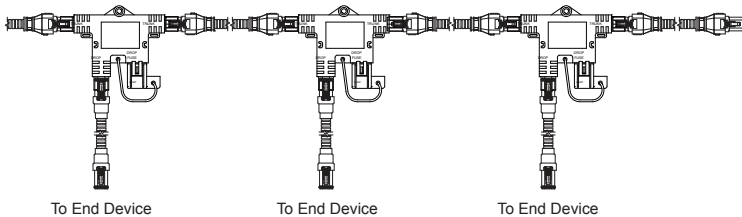
Part Number	Description
AM-N04PX2-HA	Multi-Hub, Hydro Net Adapter, AT/ NMEA 2000
AM-N05-TEE	Multi-Hub, Tee, NMEA 2000
AM-N05P-TERM	Multi-Hub, Terminator Plug, NMEA 2000, Male Pin w/ LED
AM-N05S-TERM	Multi-Hub, Terminator Plug, NMEA 2000, Female Socket w/ LED
AM-N05PS-M0.3	Double-ended, NMEA 2000, M/F Plug, 0.3 Meter
AM-N05PS-M1	Double-ended, NMEA 2000, M/F Plug, 1 Meter
AM-N05PS-M3	Double-ended, NMEA 2000, M/F Plug, 3 Meter
AM-N05PS-M5	Double-ended, NMEA 2000, M/F Plug, 5 Meter
AM-N05PS-M9	Double-ended, NMEA 2000, M/F Plug, 9 Meter
AM-N05PS-M20	Double-ended, NMEA 2000, M/F Plug, 20 Meter
AM-N05P-M0.3	Single-ended, NMEA 2000, Plug, Male Pin, 0.3 Meter
AM-N05P-M1	Single-ended, NMEA 2000, Plug, Male Pin, 1 Meter
AM-N05P-M3	Single-ended, NMEA 2000, Plug, Male Pin, 3 Meter
AM-N05P-M5	Single-ended, NMEA 2000, Plug, Male Pin, 5 Meter
AM-N05P-M9	Single-ended, NMEA 2000, Plug, Male Pin, 9 Meter
AM-N05P-M20	Single-ended, NMEA 2000, Plug, Male Pin, 20 Meter
AM-N05S-M0.3	Single-ended, NMEA 2000, Plug, Female Socket, 0.3 Meter
AM-N05S-M1	Single-ended, NMEA 2000, Plug, Female Socket, 1 Meter
AM-N05S-M3	Single-ended, NMEA 2000, Plug, Female Socket, 3 Meter
AM-N05S-M5	Single-ended, NMEA 2000, Plug, Female Socket, 5 Meter
AM-N05S-M9	Single-ended, NMEA 2000, Plug, Female Socket, 9 Meter
AM-N05S-M20	Single-ended, NMEA 2000, Plug, Female Socket, 20 Meter
AT04-4P-KIT01	AT, 4P, Kit Wedge & Contacts
AT4PS-CKIT	AT, Complete Pin & Socket Wedge Kit

Multi|Mate™



Multi | Mate™ Series

Trunk (Size 12, 25A Max) and Drop (Size 16, 13A Max), or
Trunk (Size 16, 13A Max) and Drop (Size 16, 13A Max)



The Amphenol Multi | Mate™ expands upon the proven reliability of the A Series™ environmentally sealed thermoplastic connection system with rugged over-molded “Plug & Play” connection types for power, signal and data for your diverse electrical requirements. Today’s ever evolving wiring protocols have dictated the rapid acceleration of “Quick-Connect” topologies increasing designers options with streamlined and proven connectivity systems. The objective is to provide cost reductions within all phases of design, installation and service of pre-existing electrical architectures by simplifying your wiring requirements.

Built upon the versatility and economy of the A Series™ product line, a full complement of options including high impact resistant connectors, contacts and accessory options are readily available to meet your changing demands. Cable requirements can be ordered as complete assemblies direct from Amphenol or assembled at time of installation, this system is ideal for heavy-duty applications such as commercial vehicle, agriculture, construction or marine installations.

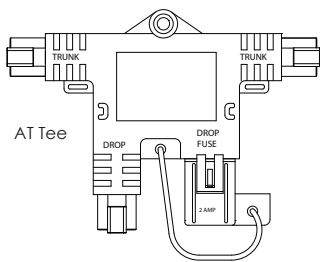
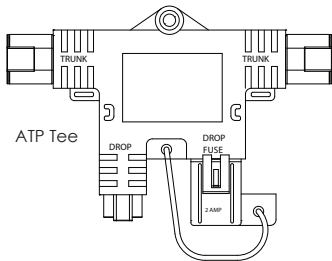
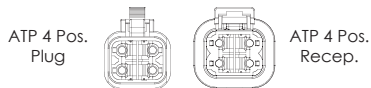
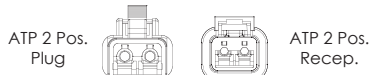
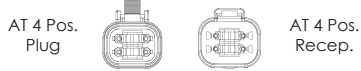
Features and Benefits

- Rapid install due to scalable modular design at startup
- Faster commissioning with reliable “Plug & Play” capability dramatically reduces cost
- Fuse protection provides protection for “Drop” device.
- Lower fused values possible at device versus main “Trunk”
- Accepts any standard automotive “ATO” fuse
- Quick disconnects minimize downtime from removal or replacement of failed equipment
- High strength impact resistant & lightweight thermoplastic housings
- Contacts available in economical reel-mounted high volume machine termination or machined loose-piece form.
- Low insertion force stamped terminals offer improved manufacturing efficiencies
- Engineered rapid and secure mating system achieves IP67 protection from ingress of dust, water mud and other contaminants
- Redundant sealing features consisting of durable high temperature silicone provide barrier from lubricating oils, hydraulic fluids and fossil fuels.
- Rigid back shells provide strain-relief for convoluted tubing.

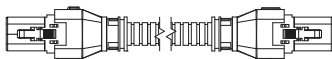
The Multi | Mate™ system meets all the performance criteria and specifications of the AT and ATP Series™ of connectors. For more information, refer to the AT and ATP Series™ documentation found online, or contact Customer Service.

MULTI|MATE SERIES PLUGS, RECEPTACLES & HARNESSSES

Multi|Mate
2,4 POSITIONS
13A, 25A



ATP Double-ended Harness "Trunk"



AT Double-ended Harness "Trunk"



AT Double-ended Harness "Drop"



Part Number	Description - Panel Mount Receptacles with Wire Leads
P31142-XX	ATP, 2 Position Panel Recep., Male(Size 12) with 12AWG Wire Leads, 25A
P31143-XX	ATP, 4 Position Panel Recep., Male(Size 12) with 12AWG Wire Leads, 25A
P31144-XX	AT, 2 Position Panel Recep., Male(Size 16) with 14AWG Wire Leads, 13A
P31145-XX	AT, 4 Position Panel Recep., Male(Size 16) with 14AWG Wire Leads, 13A

Part Number	Description - Tee's
P31134	ATP, Tee, 2 Position Recep., Male, 25A (Trunk), Recep. Male, 13A (Drop) w/ fuse holder
P31135	ATP, Tee, 2 Position Recep., Male 25A (Trunk), Recep. Male, 13A (Drop)
P31136	ATP, Tee, 4 Position Recep., Male, 25A (Trunk), Recep. Male, 13A (Drop) w/ fuse holder
P31137	ATP, Tee, 4 Position Recep., Male, 25A (Trunk), Recep. Male, 13A (Drop)
P31138	AT, Tee, 2 Position, Recep. Male, 13A (Trunk), Recep. Male, 13A (Drop) w/ fuse holder
P31139	AT, Tee, 2 Position, Recep. Male, 13A (Trunk), Recep. Male, 13A (Drop)
P31140	AT, Tee, 4 Position, Recep. Male, 13A (Trunk), Recep. Male, 13A (Drop) w/ fuse holder
P31141	AT, Tee, 4 Position, Recep. Male, 13A (Trunk), Recep. Male, 13A (Drop)

Part Number	Description - Double-ended Harness "Trunk"
P31146-XX	ATP, 2 Position Plug(Size 12) Double-ended Harness Female, w/ 12AWG Wire Leads & Tubing, 25A
P31147-XX	ATP, 4 Position Plug(Size 12) Double-ended Harness Female, w/ 12AWG Wire Leads & Tubing, 25A
P31148-XX	ATP, 4 Position Double-ended Harness Plug Female, w/ 2 Pos.(Size 12) 12AWG(25A) & 2 Pos., "Can Lo/Can Hi" 18AWG, with Tubing
P31149-XX	AT, 2 Position(Size 16) Double-ended Harness Plug Female, w/ 16AWG Wire Leads & Tubing, 13A
P31150-XX	AT, 4 Position(Size 16) Double-ended Harness Plug Female, w/ 16AWG Wire Leads & Tubing, 13A
P31151-XX	AT, 4 Position Double-ended Harness Plug Female, w/ 2 Pos.(Size 16) 16AWG(13A) & 2 Pos., "Can Lo/Can Hi" 18AWG, with Tubing

Part Number	Description - Double-ended Harness "Drop"
P31170-XX	AT, 2 Position, (Size 16) Double-ended Harness Plug Female w/ 16AWG Wire Leads & Tubing, 13A
P31171-XX	AT, 4 Position, (Size 16) Double-ended Harness Plug Female w/ 16AWG Wire Leads & Tubing, 13A

Part Number	Description - Plug "Terminators"
P31172	AT, 2 Position, Plug Terminator Female, (Size 16)
P31173	AT, 4 Position, Plug Terminator Female, (Size 16)
P31174	AT, 4 Position, Plug Terminator Female, (Size 16) w/ 120 ohm resistor
P31175	ATP, 2 Position, Plug Terminator Female, (Size 12)
P31176	ATP, 4 Position, Plug Terminator Female, (Size 12)
P31177	ATP, 4 Position, Plug Terminator Female, (Size 12) w/ 120 ohm resistor


Magna | Mate™



Magna | Mate™ Series

2 Positions

- Designed to withstand the extreme conditions of the trucking, agricultural, mining, construction, and marine industries.
- Features Amphenol's RADSOK contact technology
- Current rating of 86 amps for the 10mm² wire, 120 amps for the 25mm² wire, 180 amps for the 35-50mm² wire
- Constructed of heavy-duty thermoplastic
- Able to withstand extreme vibration and mechanical shock
- IP67 rated in mated condition
- Operating temperature range of -40°C to 130°C
- Inline or panel mount
- OPTIONAL Last Mate / First Break HVIL Circuit



Plug/Receptacle	RADSOK® Contacts
Material Specifications	
Shell: Thermoplastic UL94-V0	Pin: Copper Alloy
Grommet: Silicone Rubber	Socket: Copper Alloy
	Finish: Silver-plated (Power contact) Gold-plated (Signal contact)
General Specifications	
Current Ratings	
	Power contact: 8mm 180 amps Signal contact: 16# 13 amps; 2,5mm 23 amps
General Specifications	
Dielectric Withstanding Voltage:	
Current leak less than 2 milliamps at 6000 VAC	Insulation Resistance: 5000 megohms minimum 25°C
Rated voltage: 1000V AC/DC	
EMC Shielding: Available	HVIL (High Voltage Interlock Loop): Available
Protection: Mated condition IP67	Temperature Operation: temperatures from -40°C to +130°C.
Vibration: No unlocking or unmating. Exhibits no mechanical or physical damage after sinusoidal vibration levels of 20G's at 10 to 2000 Hz in each of the three mutually perpendicular planes. No electrical discontinuities longer than 1 microsecond.	Fluid Resistance: Connectors show no damage when exposed to most fluids used in industrial application.
Thermal Cycle No cracking, chipping or leaking after 20 test cycles from -40°C to +130°C	Durability: No electrical or mechanical defects after 500 cycles of engagement and disengagement.

PART NUMBER SEQUENCE

PLUG



A T H P 0 6 2 S 0 8 E L 1 6 - 5 0 S X

AT HIGH POWER SERIES

TYPE

06: PLUG
04: RECEPTACLE

INSERT ARRANGEMENT

2: 2 POSITION

POWER CONTACT TYPE

S: SOCKET
P: PIN

POWER CONTACT SIZE

36: 3.6MM
06: 6MM
08: 8MM

CABLE OVERALL DIAMETER RANGE

S1: 15.5-16.5mm
S2: To be determined by customer

POWER CABLE SIZE

16: 16MM²
25: 25MM²
35: 35MM²
50: 50MM²

SIGNAL CONTACT SIZE

16: #16
12: 2.5MM

HVIL TYPE (HIGH VOLTAGE INTERLOCK LOOP)

L: WITH HVIL
N: WITHOUT HVIL

EMC TYPE (ELECTROMAGNETIC COMPATIBILITY)

E: WITH EMC SHIELDING
N: WITHOUT EMC SHIELDING

RECEPTACLE



A T H P 0 4 2 P 0 8 E L 1 6 - 5 0

AT HIGH POWER SERIES

TYPE

06: PLUG
04: RECEPTACLE

INSERT ARRANGEMENT

2: 2 POSITION

POWER CONTACT TYPE

S: SOCKET
P: PIN

POWER CONTACT SIZE

36: 3.6MM
06: 6MM
08: 8MM

POWER CABLE SIZE

16: 16MM²
25: 25MM²
35: 35MM²
50: 50MM²

SIGNAL CONTACT SIZE

16: #16
12: 2.5MM

HVIL TYPE (HIGH VOLTAGE INTERLOCK LOOP)

L: WITH HVIL
N: WITHOUT HVIL

EMC TYPE (ELECTROMAGNETIC COMPATIBILITY)

E: WITH EMC SHIELDING
N: WITHOUT EMC SHIELDING

Uses 8mm Contact



PLUGS

Part Number	Power Contact Type	Signal Contact Size	Power Cable Size	Cable OD Range (Plug)
ATHP062S08NN12-35S1	Socket	2.5mm	35mm ²	15.5 - 16.5 mm
ATHP062S08NN12-35S2	Socket	2.5mm	35mm ²	customer requirements
ATHP062S08NN16-35S1	Socket	16	35mm ²	15.5 - 16.5 mm
ATHP062S08NN16-35S2	Socket	16	35mm ²	customer requirements
ATHP062S08NN12-50S1	Socket	2.5mm	50mm ²	15.5 - 16.5 mm
ATHP062S08NN12-50S2	Socket	2.5mm	50mm ²	customer requirements
ATHP062S08NN16-50S1	Socket	16	50mm ²	15.5 - 16.5 mm
ATHP062S08NN16-50S2	Socket	16	50mm ²	customer requirements

RECEPTACLES

Part Number	Power Contact Type	Signal Contact Size	Power Cable Size
ATHP042P08NN12-35	Pin	2.5mm	35mm ²
ATHP042P08NN16-35	Pin	16	35mm ²
ATHP042P08NN12-50	Pin	2.5mm	50mm ²
ATHP042P08NN16-50	Pin	16	50mm ²

Magna | Mate SERIES PLUGS & RECEPTACLES STANDARD

Magna | Mate
2 POSITIONS
180A

Uses 8mm Contact



PLUGS

STANDARD Plug with High Voltage Interlock Loop				
Part Number	Power Contact Type	Signal Contact Size	Power Cable Size	Cable OD Range (Plug)
ATHP062S08NL12-35S1	Socket	2.5mm	35mm ²	15.5 - 16.5 mm
ATHP062S08NL12-35S2	Socket	2.5mm	35mm ²	customer requirements
ATHP062S08NL16-35S1	Socket	16	35mm ²	15.5 - 16.5 mm
ATHP062S08NL16-35S2	Socket	16	35mm ²	customer requirements
ATHP062S08NL12-50S1	Socket	2.5mm	50mm ²	15.5 - 16.5 mm
ATHP062S08NL12-50S2	Socket	2.5mm	50mm ²	customer requirements
ATHP062S08NL16-50S1	Socket	16	50mm ²	15.5 - 16.5 mm
ATHP062S08NL16-50S2	Socket	16	50mm ²	customer requirements

RECEPTACLES

STANDARD Plug with High Voltage Interlock Loop			
Part Number	Power Contact Type	Signal Contact Size	Power Cable Size
ATHP042P08NL12-35	Pin	2.5mm	35mm ²
ATHP042P08NL16-35	Pin	16	35mm ²
ATHP042P08NL12-50	Pin	2.5mm	50mm ²
ATHP042P08NL16-50	Pin	16	50mm ²

Uses 8mm Contact



PLUGS

EMC Plugs with High Voltage Interlock Loop				
Part Number	Power Contact Type	Signal Contact Size	Power Cable Size	Cable OD Range (Plug)
ATHP062S08EL12-35S1	Socket	2.5mm	35mm ²	15.5 - 16.5 mm
ATHP062S08EL12-35S2	Socket	2.5mm	35mm ²	customer requirements
ATHP062S08EL16-35S1	Socket	16	35mm ²	15.5 - 16.5 mm
ATHP062S08EL16-35S2	Socket	16	35mm ²	customer requirements
ATHP062S08EL12-50S1	Socket	2.5mm	50mm ²	15.5 - 16.5 mm
ATHP062S08EL12-50S2	Socket	2.5mm	50mm ²	customer requirements
ATHP062S08EL16-50S1	Socket	16	50mm ²	15.5 - 16.5 mm
ATHP062S08EL16-50S2	Socket	16	50mm ²	customer requirements

EMC Plugs without High Voltage Interlock Loop				
Part Number	Power Contact Type	Signal Contact Size	Power Cable Size	Cable OD Range (Plug)
ATHP062S08EN12-35S1	Socket	2.5mm	35mm ²	15.5 - 16.5 mm
ATHP062S08EN12-35S2	Socket	2.5mm	35mm ²	customer requirements
ATHP062S08EN16-35S1	Socket	16	35mm ²	15.5 - 16.5 mm
ATHP062S08EN16-35S2	Socket	16	35mm ²	customer requirements
ATHP062S08EN12-50S1	Socket	2.5mm	50mm ²	15.5 - 16.5 mm
ATHP062S08EN12-50S2	Socket	2.5mm	50mm ²	customer requirements
ATHP062S08EN16-50S1	Socket	16	50mm ²	15.5 - 16.5 mm
ATHP062S08EN16-50S2	Socket	16	50mm ²	customer requirements

Magna | Mate SERIES RECEPTACLES EMC SHIELDING

Magna | Mate
2 POSITIONS
180A

Uses 8mm Contact



RECEPTACLES

EMC Receptacles with High Voltage Interlock Loop			
Part Number	Power Contact Type	Signal Contact Size	Power Cable Size
ATHP042P08EL12-35	Pin	2.5mm	35mm ²
ATHP042P08EL16-35	Pin	16	35mm ²
ATHP042P08EL12-50	Pin	2.5mm	50mm ²
ATHP042P08EL16-50	Pin	16	50mm ²
EMC Receptacles without High Voltage Interlock Loop			
Part Number	Power Contact Type	Signal Contact Size	Power Cable Size
ATHP042P08EN12-35	Pin	2.5mm	35mm ²
ATHP042P08EN16-35	Pin	16	35mm ²
ATHP042P08EN12-50	Pin	2.5mm	50mm ²
ATHP042P08EN16-50	Pin	16	50mm ²

RADSOK® Contacts

RADSOK® Benefits at a Glance

- Cost effective production using stamp & form technology
- Fully automated production for full press capability
- Low insertion and extraction forces
- High number of mating cycles
- Reduced assembly effort
- Contact coverage up to 65%
- Long lasting contact normal forces guaranteed through optimal grid technology
- Self cleaning effect during the mating process
- No torque resistance required of electrical housing - allowing for easier designs
- Absorption of vibrations

RADSOK® Technical Data

High Reliability

Unique RADSOK® design and construction technology creates an electrical contact interface that exceeds typical interconnect requirements. Applications in Aerospace, Medical, Industrial, Automotive, Mining, Offshore and other harsh environments depend on the high reliability of Amphenol RADSOK® technology.

Low Contact Engagement/Separation Forces

The hyperbolic lamella socket contact construction distributes normal forces over a high percentage of the mating surface. This creates a smooth, even engagement effort. This force distribution also contributes to excellent performance in vibration applications with resistance to typical fretting corrosion.

Low Contact Resistance

The large interface between the socket lamella and pin surface result in very low contact resistance, enabling the RADSOK® contacts high current ratings compared to traditional power contact designs.

High Mating Cycle Durability

RADSOK® contacts with typical silver plating finishes have demonstrated survival of 10,000 mating cycles. Even with continuous exposure to harsh environmental abuse (salt, sand and high humidity), RADSOK® contacts have been tested to maintain low contact resistance beyond 10,000 mating cycles.

Crimp Barrel Contact



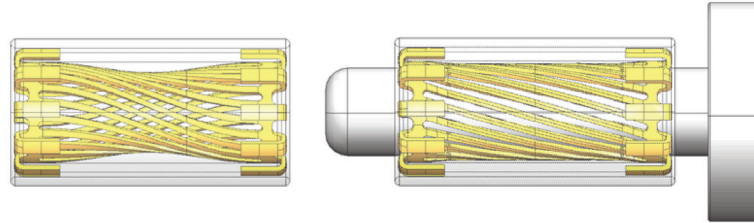
Flat Hole Tail Contact



Screw Tail Contact



RADSOK® Product Overview



RADSOK® technology is based upon a stamped and formed flat grid, uniquely twisted into a hyperbolic geometry to provide robust, high density contact to the mating pin contact. Most pin and socket technologies rely on spring (beam element) properties of the contact elements, which tend to weaken over time. Unlike most other pin and socket solutions, the RADSOK® contact also utilizes the tensile strength properties of the flat, high conductivity alloy grid. This provides the high normal forces required for conductivity while also providing a large conductive surface area. Correspondingly low voltage drop and low temperature rise are also achieved while maintaining low insertion forces.

The RADSOK® Design



- Socket cylinder within female contact has several equally spaced longitudinal beams twisted into a hyperbolic shape
- As a male pin is inserted, axial members in the female half deflect, imparting high current flow across the connection with minimal voltage loss
- The hyperbolic, stamped grid configuration ensures a large, coaxial, face-to-face surface area engagement
- Ideal for crimp termination applications requiring repeated mating cycles and high current with a low multi-volt drop

RADSOK Contact (Max. current carrying capacity meet DIN EN 60512 specification.)

Shell size	Applicable Cable	Contact Plating	current (AC)
			temperature
12 (3.6mm)	10mm ² , 16mm ²	Silver Plated	65A (10mm ²), 86A (16mm ²)
14 (6.0mm)	25mm ²	Silver Plated	120A (25mm ²)
16 (8.0mm)	35mm ² , 50mm ²	Silver Plated	130A (35mm ²), 180A (50mm ²)
20 (10.0mm)	50mm ² , 70mm ² , 95mm ²	Silver Plated	180A (50mm ²), 250A (70mm ²), 300A (95mm ²)

Note: The given electrical values correspond to a single contact. With the addition of a housing, an increased number of poles or other modifications, the values must be adjusted downwards accordingly.

RADSOK® Advantages and Custom Developed Solutions

RADSOK® Technology Advantages

- **High Reliability** - Unique design and construction technology create an electrical contact interface that exceeds typical interconnect requirements.
- **Low Contact Engagement/Separation Forces** - The hyperbolic lamella socket contact construction distributes normal forces over a high percentage of the mating pin surface. This creates a smooth, even engagement effort. This force distribution also contributes to excellent performance in vibration applications with resistance to typical fretting corrosion.
- **Low Contact Resistance** - The large interface area between the socket lamella and pin surface result in very low contact resistance, enabling the RADSOK® contacts high current ratings compared to traditional power contact designs.
- **High Mating Cycle Durability** - RADSOK® contacts with typical silver plating finishes have demonstrated survival of 20,000 mating cycles. Specialized plating and contact lubricants can extend cycle life to 200,000 matings or higher. Even with continuous exposure to harsh environmental abuse, RADSOK® contacts have been tested to maintain low contact resistance beyond 10,000 mating cycles.

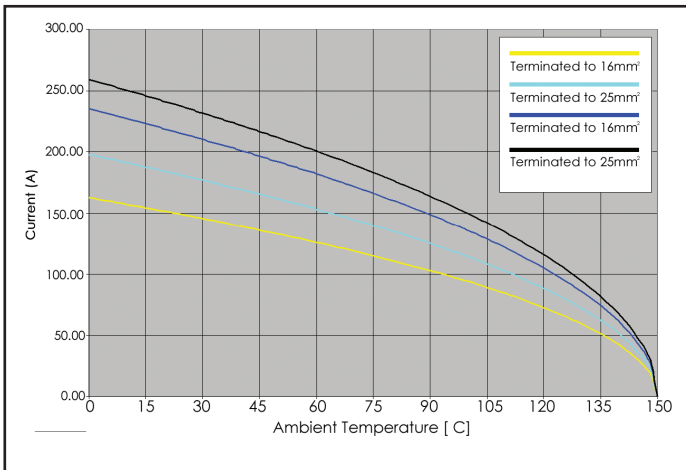
Standard and Custom-Developed Solutions

- In addition to the various standard sizes of RADSOK® components, custom-developed solutions are also available. Amphenol has the global design, engineering and manufacturing resources to provide RADSOK® sockets pressed into busbars, crimped to cables, assembled into connectors, assembled into customer or Amphenol designed specialized electrical devices, or as stand-alone components. Amphenol also manufactures a full compliment of mating pin contacts for any application.
- Steady-state current capacities for RADSOK® products range from 50 amps to over 1000 amps.
- Amphenol connectors with RADSOK® contacts are offered with a variety of positive locking features (HiLok® and SurLok®) that insure and maintain fully mated connections.
- Sealing (Sealtac™) and high voltage hot break options are available within the RADSOK® itself or within a very wide range of IP rated connector housings to provide environmental protection to the contact area.

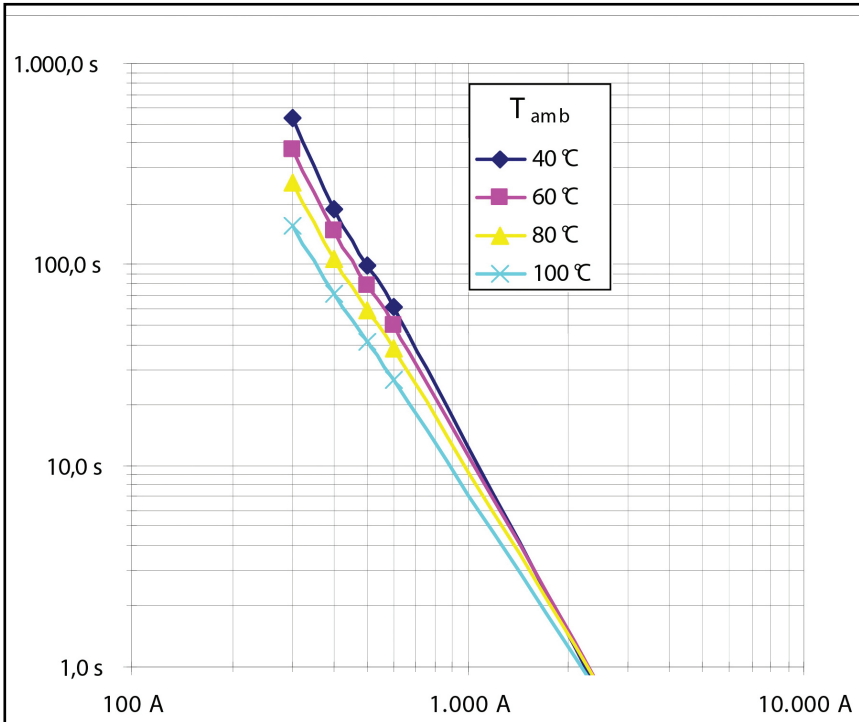
RADSOK® Series Rated Current and Working Voltage

Contact Current Carrying Capacity

Derating 8mm




8mm RADSOK®



Contacts (included)

Contact Size / Current	Wire Range		Pin P/N	Socket P/N	Pin P/N	Socket P/N	Plating
	AWG	mm ²					
#8 (45A)	12-10	3.0-6.0	MP10A23S	MS10A23S	N/A	N/A	Silver
2.5mm (23A)	14-12	2.5-3.5	N/A	N/A	SP12A1T	SS12A1T	Tin
#16 (13A)	16-14	2.0-2.5	MP14M23F	MS14M23F	SP14M1F	SS14M1F	Gold Flash

Tools

Crimping Tool	Part Number	Description
	96-978-22	<p>Suitable crimping range: 10-185 mm² Opening and closing type head, rotatable 180°, easy to operate. Automatic relief pressure after the crimping.</p> <p>Crimping Dies (mm²) 10/16,25/35,50/70,95/120,150,185</p>

Appendix

Glossary of Terms

American Wire Gauge (AWG)	Connector life
System of numerical designations for wire sizes, based on specified ranges of cross-sectional areas. Starts with 4/0 (000) at the largest size, going to 3/0, 2/0, 1/0, 1, 2, and up to 40 and beyond for the smallest size. A step of one AWG number corresponds to a reduction of cross-sectional area of appr. 20 %.	The number of mating cycles prior to abrasion of the conductive contact surface and which does not result in a significant rise of the contact resistance. Tests according to test 9a of ICE 60512-5 / DIN EN 60512 Part 5.
Attenuation	Contact
A reduction of power. Occurs naturally when waves travel through lines, wave guides, or media such as air or water. Is produced additionally by imperfections in electrical or optical connections (attenuation in fibre optics), e. g. contact resistance, mismatch, etc.	The conductive element in a connector which mates with a corresponding element to provide an electrical path.
Bulkhead connector	Contact resistance
Connector designed to be inserted into a panel cutout from the rear of the panel, thus forming part of the barrier between two spaces. Back-mounted.	The electrical resistance of a mated set of contacts under specified conditions. Tested according to tests 2a, 2b, 2c, of IEC 60 512 -2/ DIN EN 60 512-2.
Clearance	Contact size
The shortest distance in air between two conductive parts, see IEC 60664.	The designation used to differentiate one contact from another. It may be denoted by one of the following numbering systems:
Climatic stability	Creepage distance
General term describing the behavior of components under various climatic conditions, e. g. high and low temperatures, tropical climate, high humidity, moist heat, fungus, atmospheric conditions (industrial atmosphere), reduced air pressure, etc. Climatic conditions for test purposes are explained in IEC 60068, DIN 46 040.	The shortest distance along the surface of the insulating material between two conductive parts. The longer the distance, the less the risk of arc damage or tracking. Minimum creepage distances are specified according to the rated voltage and the applicable pollution degree and Comparative Tracking Index.
Connector	Crimped connection
A component which terminates conductors for the purpose of providing connection and disconnection to a suitable mating component which shall not be engaged or disengaged when live. Depending on the fastening to a cabinet, panel, rack etc. or a cable, they are classified as fixed or free connectors. A connector comprises one or more contacts and a housing which may have a separate connector insert and a separate outer housing or shell.	A solderless connection made by crimping. IEC 60352-2 / DIN IEC 60352 Part 2.
Connector housing	Derating curve
The part of a connector into which the insert and the contacts are assembled. It may function as part of the locking mechanism.	The method for determining derating is specified in IEC 60 512-3. Here the combination of ambient temperature (Tu) and the current (I) leading to the same maximum allowable temperature (Tb) at the hottest point of the connector are plotted.
Connector insert	DIN
An insulating element designed to support and position contacts in a connector housing. In connectors electromagnetic interference is prevented by shielding. Shielded connectors normally provide means to connect the screens of attached cables.	Deutsches Institut für Normung. A German standards organization.
	Electromagnetic interference (EMI)
	General term describing the undesirable effects of the immission or emission of radio frequency fields.
	Funnel entry (restricted entry C146 D series)
	Flared or widened entrance to a conductor barrel permitting easier insertion of the conductor.
	Insertion or withdrawal force
	The force required to fully insert or withdraw a set of mated connectors without the effect of coupling, locking or similar devices. The insertion force is usually greater than the withdrawal force.

Appendix

Connector Glossary

Insulation grip	Wire range
The area of a crimp contact that has been reshaped around the insulation of the conductor by compression during the crimping operation.	The range of wire cross sections which is compatible with the dimensions the terminals of the contact (wire barrel). The wire range is expressed in mm ² or in AWG numbers.
Insulation resistance	
The resistance of the insulation between two conductive elements, in particular, the resistance between two contacts or between a contact and a metallic housing or shield. Tested according to test 3a of IEC 60512-2 / DIN IEC 60512 Part 2.	
Intermateable	
Two connectors are intermateable when they are capable of being connected electrically and mechanically but without regard to their performance and intermountability.	
Locator	
In a crimping tool the device used for positioning a crimp contact or terminal end.	
Mating cycle	
One mating cycle comprises one insertion and one withdrawal operation. Term used in the definition of connector life.	
Material group	
Classification of insulation materials according to their CTI values (CTI = Comparative Tracking Index)	
Overvoltage category	
A numeral defining a transient overvoltage condition. Overvoltage categories I, II, III and IV are used.	
Connector with braking capacity (CBC)	
A component which may be engaged or disengaged in normal use, when live or under load. Note: In the sense of this document the term - live- is used if contacts are under voltage not necessarily with a current flowing across the contacts. The term - load - is used if a current is flowing across the contacts.	
Rated current	
A current value assigned by the manufacturer which the connector or PSD can carry continuously (without interruption) and simultaneously through all its contacts wired with the largest conductor preferably at an ambient temperature of 40 °C without the upper temperature being exceeded.	
Shield, shielding	
Shielding of internal or external electric fields by means of a plane with a uniform electric potential, formed by metal shells or metallic layers on the inside or outside of plastic shells. The shield is normally connected to the shielding braid of the cable and/or chassis ground.	

Appendix

Part Number Index

65-54749.....	101	AHDP04-24-19PR-WTA		AHDP06-24-19PN-WTA		AM-N05P-M0.3.....	165
96-978-22.....	182	137,161	138,161	AM-N05P-M1.....	165
A114017.....	116	AHDP04-24-19SN-WTA		AHDP06-24-19PR-WTA		AM-N05P-M3.....	165
AHD10-6-12P-L.....	110	138,161	138,161	AM-N05P-M5.....	165
AHD10-9-96P.....	111	AHDP04-24-19SR-WTA		AHDP06-24-19SN-WTA		AM-N05P-M9.....	165
AHD10-9-1939P.....	111	138,161	137,161	AM-N05P-M20.....	165
AHD10-9-1939P8R.....	111	AHDP04-24-21PN-WTA		AHDP06-24-19SR-WTA		AM-N05PS-M0.3.....	165
AHD10-9-1939P80.....	111	140,161	137,161	AM-N05PS-M1.....	165
AHD10-9-1939PE.....	111	AHDP04-24-21PR-WTA		AHDP06-24-21PN-WTA		AM-N05PS-M3.....	165
AHD10-9-1939PNR.....	112	140,161	141,161	AM-N05PS-M5.....	165
AHD14-9-96P.....	111	AHDP04-24-21SN-WTA		AHDP06-24-21PR-WTA		AM-N05PS-M9.....	165
AHD14-9-1939P.....	111	141,161	AHDP06-24-21SN-WTA		AM-N05PS-M20.....	165
AHD16-6-12S.....	110	AHDP04-24-21SR-WTA		140,161	AM-N05P-TERM.....	165
AHD16-6-12SB010.....	110	141,161	AHDP06-24-21SR-WTA		AM-N05S-M0.3.....	165
AHD16-9-96S.....	111	AHDP04-24-23PN-WTA		140,161	AM-N05S-M1.....	165
AHD16-9-1939S.....	111	143,161	AHDP06-24-23PR-WTA		AM-N05S-M3.....	165
AHD16-9-1939S8R.....	111	AHDP04-24-23PR-WTA		144,161	AM-N05S-M5.....	165
AHD16-9-1939S80.....	111	143,161	AHDP06-24-23PN-WTA		AM-N05S-M9.....	165
AHD16-9-1939SE.....	111	AHDP04-24-23SN-WTA		144,161	AM-N05S-M20.....	165
AHD17-9-1939PES.....	111	144,161	AHDP06-24-23PR-WTA		AM-N05S-TERM.....	165
AHD17-9-1939PES80.....	111	AHDP04-24-23SR-WTA		143,161	AM-N05-TEE.....	165
AHD17-9-1939S.....	111	144,161	AHDP06-24-23SN-WTA		AT2PS-CKIT.....	46
AHD17-PN01.....	111	AHDP04-24-27PR-WTA		AHDP06-24-23SR-WTA		AT3PS-CKIT.....	47
AHD17-PN01-GRN.....	111	146,162	143,161	AT04-2P.....	46
AHDC-16-6.....	113	AHDP04-24-27SR-WTA		AHDP06-24-27PR-WTA		AT04-2P-BM01.....	77
AHDC-16-9.....	113	146,162	146,162	AT04-2P-BM02.....	77
AHDC-16-9-BLK.....	113	AHDP04-24-29PR-WTA		AHDP06-24-27SR-WTA		AT04-2P-BM03.....	77
AHDC-16-9-OBDBK.....	113	149,162	146,162	AT04-2P-BM04.....	77
AHDC-16-9-OBDBGN.....	113	AHDP04-24-29SR-WTA		AHDP06-24-29PR-WTA		AT04-2P-DIN4GRY.....	73
AHDC18-18.....	160	149,162	149,162	AT04-2P-EC01.....	63
AHDC24-24.....	160	AHDP04-24-31PR-WTA		AHDP06-24-29SR-WTA		AT04-2P-EC01BLK.....	63
AHDC169-T.....	113	152,162	149,162	AT04-2P-KIT01.....	46
AHDC169-T-BLK.....	113	AHDP04-24-31PT-WTA		AHDP06-24-31PR-WTA		AT04-2P-MM01.....	65
AHDC169-TM.....	113	152,162	153,162	AT04-2P-MM01BLK.....	65
AHDC169-TMBLK.....	113	AHDP04-24-31SR-WTA		AHDP06-24-31PT-WTA		AT04-2P-PM11.....	81
AHDC169-TMOBDBK.....	113	153,162	153,162	AT04-2P-PM12.....	81
AHDC169-TMOBDGN.....	113	AHDP04-24-31ST-WTA		AHDP06-24-31SR-WTA		AT04-2P-PM13.....	81
AHDC169-T-OBDBK.....	113	153,162	152,162	AT04-2P-PM14.....	81
AHDC169-T-OBDBGN.....	113	AHDP04-24-47PR-WTA		AHDP06-24-31ST-WTA		AT04-2P-R120YEL.....	73
AHDP04-18-14PN-WTA		155,162	152,162	AT04-2P-RD01.....	60
.....	134,161	AHDP04-24-47SR-WTA		AHDP06-24-47PR-WTA		AT04-2P-RD01BLK.....	60
AHDP04-18-14PR-WTA		155,162	155,162	AT04-2P-SR01BLK.....	57
.....	134,161	AHDP06-18-14PN-WTA		AHDP06-24-47SR-WTA		AT04-2P-SR02BLK.....	57
AHDP04-18-14SN-WTA		135,161	155,162	AT04-2P-SS01.....	67
.....	135,161	AHDP06-18-14PR-WTA		AHDP-16-04477.....	160	AT04-2P-THM10K.....	73
AHDP04-18-14SR-WTA		135,161	AHDP-16-04978.....	160	AT04-3P.....	47
.....	135,161	AHDP06-18-14SN-WTA		AHDP18-PN01.....	136	AT04-3P-BM01.....	77
AHDP04-24-07PN-WTA		134,161	AHDP24-PN01.....	132,139,	AT04-3P-BM02.....	77
.....	131,161	AHDP06-18-14SR-WTA		142,145,148,	AT04-3P-BM03.....	77
AHDP04-24-07SN-WTA		134,161	151,154,157	AT04-3P-BM04.....	77
.....	131,161	AHDP06-24-07PN-WTA		AHDPBS-0406-001.....	160	AT04-3P-EC01.....	63
AHDP04-24-19PN-WTA		131,161	AHDPBS-0406-002.....	160	AT04-3P-EC01BLK.....	63
.....	137,161	AHDP06-24-07SN-WTA		AHDPBS-0406-018.....	160	AT04-3P-KIT01.....	47
		131,161	AM-N04PX2-HA.....	165	AT04-3P-MM01.....	65

Appendix

Part Number Index

AT04-3P-MM01BLK.....	65	AT04-6P-SS01.....	67	AT04-12PA-EC01.....	63	AT06-2S-LED1201.....	68
AT04-3P-PM11.....	81	AT04-08PA.....	50	AT04-12PA-KIT01.....	52	AT06-2S-LED1202.....	68
AT04-3P-PM12.....	81	AT04-08PA-BM01.....	77	AT04-12PA-MM01.....	65	AT06-2S-LED1220.....	68
AT04-3P-PM13.....	81	AT04-08PA-BM02.....	77	AT04-12PA-MMBLK.....	65	AT06-2S-LED1230.....	68
AT04-3P-PM14.....	81	AT04-08PA-BM03.....	77	AT04-12PA-PM05.....	81	AT06-2S-LED2401.....	69
AT04-3P-RD01.....	60	AT04-08PA-BM04.....	77	AT04-12PA-PM11.....	82	AT06-2S-LED2402.....	69
AT04-3P-RD01BLK.....	60	AT04-08PA-EC01.....	63	AT04-12PA-PM12.....	82	AT06-2S-LED2420.....	69
AT04-3P-RJ120.....	71	AT04-08PA-KIT01.....	50	AT04-12PA-PM13.....	82	AT06-2S-LED2430.....	69
AT04-3P-RJ120BK.....	71	AT04-08PA-MM01.....	65	AT04-12PA-PM14.....	82	AT06-2S-MM01.....	64
AT04-3P-RJ120BK.....	73	AT04-08PA-MMBLK.....	65	AT04-12PA-RD01.....	61	AT06-2S-MM01BLK.....	64
AT04-3P-RY01.....	71	AT04-08PA-PM05.....	81	AT04-12PA-SR2GY.....	57	AT06-2S-R120YEL.....	73
AT04-3P-SR01BLK.....	57	AT04-08PA-PM11.....	81	AT04-12PA-SRGRY.....	57	AT06-2S-RD01.....	58
AT04-3P-SR02BLK.....	57	AT04-08PA-PM12.....	81	AT04-12PA-SS01.....	67	AT06-2S-RD01BLK.....	58
AT04-3P-SS01.....	67	AT04-08PA-PM13.....	81	AT04-12PB.....	53	AT06-2S-SR01BLK.....	56
AT04-4P.....	48	AT04-08PA-PM14.....	81	AT04-12PB-BM01.....	78	AT06-2S-SR02BLK.....	56
AT04-4P-BM01.....	77	AT04-08PA-RD01.....	60	AT04-12PB-BM02.....	78	AT06-2S-SS01.....	66
AT04-4P-BM02.....	77	AT04-08PA-SR2GY.....	57	AT04-12PB-BM03.....	78	AT06-3S.....	47
AT04-4P-BM03.....	77	AT04-08PA-SRGRY.....	57	AT04-12PB-BM04.....	78	AT06-3S-CAP.....	70
AT04-4P-BM04.....	77	AT04-08PA-SS01.....	67	AT04-12PB-PM11.....	82	AT06-3S-EC01.....	62
AT04-4P-EC01.....	63	AT04-08PB.....	51	AT04-12PB-PM12.....	82	AT06-3S-EC01BLK.....	62
AT04-4P-EC01BLK.....	63	AT04-08PB-BM01.....	77	AT04-12PB-PM13.....	82	AT06-3S-KIT01.....	47
AT04-4P-KIT01.....	48	AT04-08PB-BM02.....	77	AT04-12PB-PM14.....	82	AT06-3S-MM01.....	64
AT04-4P-KIT01.....	165	AT04-08PB-BM03.....	77	AT04-12PB-RD01.....	61	AT06-3S-MM01BLK.....	64
AT04-4P-MM01.....	65	AT04-08PB-BM04.....	77	AT04-12PC.....	53	AT06-3S-R680.....	73
AT04-4P-MM01BLK.....	65	AT04-08PB-G7.....	82	AT04-12PC-BM01.....	78	AT06-3S-RD01.....	58
AT04-4P-PM11.....	81	AT04-08PB-PM11.....	81	AT04-12PC-BM02.....	78	AT06-3S-RD01BLK.....	58
AT04-4P-PM12.....	81	AT04-08PB-PM12.....	81	AT04-12PC-BM03.....	78	AT06-3S-RJ120.....	71
AT04-4P-PM13.....	81	AT04-08PB-PM13.....	81	AT04-12PC-BM04.....	78	AT06-3S-RJ120.....	73
AT04-4P-PM14.....	81	AT04-08PB-PM14.....	81	AT04-12PC-PM11.....	82	AT06-3S-RJ120BK.....	73
AT04-4P-R1K2K.....	73	AT04-08PB-RD01.....	60	AT04-12PC-PM12.....	82	AT06-3S-RJL120.....	71
AT04-4P-RD01.....	60	AT04-08PC.....	51	AT04-12PC-PM13.....	82	AT06-3S-SR01BLK.....	56,71
AT04-4P-RD01BLK.....	60	AT04-08PC-BM01.....	77	AT04-12PC-PM14.....	82	AT06-3S-SR02BLK.....	56
AT04-4P-SR01BLK.....	57	AT04-08PC-BM02.....	77	AT04-12PC-RD01.....	61	AT06-3S-SS01.....	66
AT04-4P-SR02BLK.....	57	AT04-08PC-BM03.....	77	AT04-12PD.....	53	AT06-4S.....	48
AT04-4P-SS01.....	67	AT04-08PC-BM04.....	77	AT04-12PD-BM01.....	78	AT06-4S-CAP.....	70
AT04-6P.....	49	AT04-08PC-PM11.....	81	AT04-12PD-BM02.....	78	AT06-4S-EC01.....	62
AT04-6P-BM01.....	77	AT04-08PC-PM12.....	81	AT04-12PD-BM03.....	78	AT06-4S-EC01BLK.....	62
AT04-6P-BM02.....	77	AT04-08PC-PM13.....	81	AT04-12PD-BM04.....	78	AT06-4S-KIT01.....	48
AT04-6P-BM03.....	77	AT04-08PC-PM14.....	81	AT04-12PD-PM11.....	82	AT06-4S-MM01.....	64
AT04-6P-BM04.....	77	AT04-08PC-RD01.....	60	AT04-12PD-PM12.....	82	AT06-4S-MM01BLK.....	64
AT04-6P-EC01.....	63	AT04-08PD.....	51	AT04-12PD-PM13.....	82	AT06-4S-RD01.....	58
AT04-6P-EC01BLK.....	63	AT04-08PD-BM01.....	78	AT04-12PD-PM14.....	82	AT06-4S-RD01BLK.....	58
AT04-6P-KIT01.....	49	AT04-08PD-BM02.....	78	AT04-12PD-RD01.....	61	AT06-4S-SR01BLK.....	56
AT04-6P-MM01.....	65	AT04-08PD-BM03.....	78	AT4PS-CKIT.....	48	AT06-4S-SR02BLK.....	56
AT04-6P-MM01BLK.....	65	AT04-08PD-BM04.....	78	AT4PS-CKIT.....	165	AT06-4S-SS01.....	66
AT04-6P-PM05.....	81	AT04-08PD-PM11.....	81	AT04-XP-PM1X-G7.....	82	AT06-6S.....	49
AT04-6P-PM11.....	81	AT04-08PD-PM12.....	81	AT06-2S.....	46	AT06-6S-CAP.....	70
AT04-6P-PM12.....	81	AT04-08PD-PM13.....	81	AT06-2S-CAP.....	70	AT06-6S-EC01.....	62
AT04-6P-PM13.....	81	AT04-08PD-PM14.....	81	AT06-2S-EC01.....	62	AT06-6S-EC01BLK.....	62
AT04-6P-PM14.....	81	AT04-08PD-RD01.....	60	AT06-2S-EC01BLK.....	62	AT06-6S-KIT01.....	49
AT04-6P-R120BL.....	73	AT04-12PA.....	52	AT06-2S-KIT01.....	46	AT06-6S-MM01.....	64
AT04-6P-RD01.....	60	AT04-12PA-BM01.....	78	AT06-2S-LED12K1.....	68	AT06-6S-MM01BLK.....	64
AT04-6P-RD01BLK.....	60	AT04-12PA-BM02.....	78	AT06-2S-LED12K2.....	68	AT06-6S-RD01.....	58
AT04-6P-SR01BLK.....	57	AT04-12PA-BM03.....	78	AT06-2S-LED24K1.....	69	AT06-6S-RD01BLK.....	58
AT04-6P-SR02BLK.....	57	AT04-12PA-BM04.....	78	AT06-2S-LED24K2.....	69	AT06-6S-SR01BLK.....	56

Appendix

Part Number Index

AT06-6S-SR02BLK.....	56	AT60-12-0222.....	101,114,132, 138,141,147,150	AT62-14-0122.....	83,114,135, 139,142,144, 147,154,156	ATF13-6P-BM01.....	77
AT06-6S-SS01.....	66	AT60-12-0244.....	132,138, 141,147,150	AT62-14-0144.....	83,114,135, 139,142,144, 147,154,156	ATF13-6P-BM02.....	77
AT06-08SA.....	50	AT60-14-0122.....	83,114, 135,139,142,144, 147,150,153,156	AT62-16-0122.....	83,114,135, 139,142,144, 147,154,156	ATF13-08PA-BM01.....	77
AT06-08SA-EC01.....	62	AT60-14-0144.....	83,114, 135,139,142,144, 147,150,153,156	AT62-16-0144.....	83,114,135, 139,142,144, 147,154,156	ATF13-08PA-BM02.....	77
AT06-08SA-KIT01.....	50	AT60-16-0122.....	83,114, 135,139,142,144, 147,150,153,156	AT62-20-0122.....	38,150,156	ATF13-08PB-BM01.....	77
AT06-08SA-MM01.....	64	AT60-16-0144.....	83,114, 135,139,142,144, 147,150,153,156	AT62-20-0144.....	38,150,156	ATF13-08PB-BM02.....	77
AT06-08SA-MMBLK.....	64	AT60-16-0622.....	83,114, 135,139,142,144, 147,150,153,156	AT62-20-1631.....	83,114,135, 139,142,144, 147,154,156	ATF13-08PC-BM01.....	77
AT06-08SA-RD01.....	58	AT60-20-0122.....	38,150,156	AT62-20-16141.....	83,114,135, 139,142,144, 147,154,156	ATF13-08PC-BM02.....	77
AT06-08SA-SR2GY.....	56	AT60-20-0144.....	38,150,156	AT62-201-2031.....	38,150,156	ATF13-08PD-BM01.....	78
AT06-08SA-SRGRY.....	56	AT60-20-1631.....	83,114, 135,139,142,144, 147,150,153,156	AT62-201-16141.....	83,114,135, 139,142,144, 147,154,156	ATF13-08PD-BM02.....	78
AT06-08SA-SS01.....	66	AT60-202-2031.....	38,150,156	AT62-201-20141.....	38,150,156	ATF13-12PA-BM01.....	78
AT06-08SB.....	51	AT60-202-16141.....	83,114, 135,139,142,144, 147,150,153,156	AT62-203-12141.....	101,114, 132,138,141, 147,150	ATF13-12PA-BM02.....	78
AT06-08SB-RD01.....	58	AT60-202-20141.....	38,150,156	AT62-209-1631.....	83,114,135, 139,142,144, 147,154,156	ATF13-12PB-BM01.....	78
AT06-08SC.....	51	AT60-204-12141.....	101,114, 132,138,141, 147,150	AT62-209-16141.....	83,114,135, 139,142,144, 147,154,156	ATF13-12PB-BM02.....	78
AT06-08S-CAP.....	70	AT60-215-1631.....	83,114, 135,139,142,144, 147,150,153,156	AT62-210-1231.....	101,114, 132,138,141, 147,150	ATF13-12PC-BM01.....	78
AT06-08S-CAP.....	70	AT60-215-16141.....	83,114, 135,139,142,144, 147,150,153,156	AT62-210-1231-1820.....	101	ATF13-12PC-BM02.....	78
AT06-08S-RD01.....	58	AT60-220-1231.....	101,114, 132,138,141, 147,150	AT1612-13PB.....	54	ATF13-12PD-BM01.....	78
AT06-08SD.....	51	AT62-12-0144.....	101,114, 132,138,141, 147,150	AT1612-13PB-G.....	54,82,99	ATF13-12PD-BM02.....	78
AT06-08SD-RD01.....	58	AT62-12-0166.....	101,114, 132,138,141, 147,150	AT1612-13PBNF13.....	54,78	ATHP042P08EL12-35.....	177
AT06-12SA.....	52	AT62-12-0222.....	101,114, 132,138,141, 147,150	AT1612-13PB-RD.....	54	ATHP042P08EL12-50.....	177
AT06-12SA-EC01.....	62	AT62-12-0244.....	132,138,141, 147,150	AT1612-13PB-RDG.....	54,82,99	ATHP042P08EL16-35.....	177
AT06-12SA-KIT01.....	52			AT1612-13PB-RD.....	54	ATHP042P08EL16-50.....	177
AT06-12SA-MM01.....	64			AT1612-13SB.....	54	ATHP042P08EN12-35.....	177
AT06-12SA-MM01BLK.....	64			AT1612-13SB-RD.....	54,64	ATHP042P08EN12-50.....	177
AT06-12SA-RD01.....	59			AT1612-PB-G7.....	82,99	ATHP042P08EN16-35.....	177
AT06-12SA-SR2GY.....	56			ATF13-2P-BM01.....	77	ATHP042P08EN16-50.....	177
AT06-12SA-SRGRY.....	56			ATF13-2P-BM02.....	77	ATHP042P08NN12-35.....	174
AT06-12SA-SS01.....	66			ATF13-3P-BM01.....	77	ATHP042P08NN12-50.....	174
AT06-12SB.....	53			ATF13-3P-BM02.....	77	ATHP042P08NN16-35.....	174
AT06-12SB-RD01.....	59			ATF13-4P-BM01.....	77	ATHP042P08NN16-50.....	174
AT06-12SC.....	53			ATF13-4P-BM02.....	77	ATHP062S08EL12-35S1.....	176
AT06-12S-CAP.....	70					ATHP062S08EL12-35S2.....	176
AT06-12S-CAP.....	70					ATHP062S08EL12-50S1.....	176
AT06-12SC-RD01.....	59					ATHP062S08EL12-50S2.....	176
AT06-12SD.....	53					ATHP062S08EL16-35S1.....	176
AT06-12SD-RD01.....	59					ATHP062S08EL16-35S2.....	176
AT06-12SX1.....	53					ATHP062S08EL16-50S1.....	176
AT06-12SX2.....	53					ATHP062S08EL16-50S2.....	176
AT6PS-CKIT.....	49					ATHP062S08EN12-35S1.....	176
AT8PS-CKIT.....	50					ATHP062S08EN12-35S2.....	176
AT11-001-3.6M.....	159					ATHP062S08EN12-50S1.....	176
AT11-240-2005.....	159					ATHP062S08EN12-50S2.....	176
AT11-310-1605.....	85,115,159					ATHP062S08EN16-35S1.....	176
AT11-337-1205.....	85,115,159					ATHP062S08EN16-35S2.....	176
AT12PS-CKIT.....	52					ATHP062S08EN16-50S1.....	176
AT13-204-2005.....	40					ATHP062S08EN16-50S2.....	176
AT13-204-2005-SR.....	40					ATHP062S08EN16-50S1.....	176
AT14-001-2486.....	132,139, 142,145,148, 151,154,157					ATHP062S08EN16-50S2.....	176
AT14-002-1886.....	136					ATHP062S08EN12-35S1.....	175
AT16-18SB-K004.....	55					ATHP062S08EN12-35S2.....	175
AT60-12-0144.....	101,114,132, 138,141,147,150					ATHP062S08EN12-50S1.....	175
AT60-12-0166.....	101,114,132, 138,141,147,150					ATHP062S08EN12-50S2.....	175
						ATHP062S08NL12-35S1.....	175
						ATHP062S08NL12-35S2.....	175
						ATHP062S08NL12-50S1.....	175
						ATHP062S08NL12-50S2.....	175
						ATHP062S08NL16-35S1.....	175

Appendix

Part Number Index

ATHP062S08N116-35S2	175	ATM06-08SA	30	AT-RK100	86	P31142-XX	169
ATHP062S08N116-50S1	175	ATM06-08SA-KT01	30	AT-RK200	86	P31143-XX	169
ATHP062S08N116-50S2	175	ATM06-08SA-SR1GY	34	ATRT-100	39,85,102	P31144-XX	169
ATHP062S08NN12-35S1	174	ATM06-08SB	31	ATT-12-00	102,115,159	P31145-XX	169
ATHP062S08NN12-35S2	174	ATM06-08SB-SR1BK	34	ATT-16-00	84,115,159	P31146-XX	169
ATHP062S08NN12-50S1	174	ATM06-08SC	31	ATT-16-01	84,115,159	P31147-XX	169
ATHP062S08NN12-50S2	174	ATM06-08SC-SR1GN	34	ATT-20-00	39,159	P31148-XX	169
ATHP062S08NN16-35S1	174	ATM06-08SD	31	AW2P	46,57,60,63,65	P31149-XX	169
ATHP062S08NN16-35S2	174	ATM06-08SD-SR1BN	34	AW2S	46,56,58,62,64,74	P31150-XX	169
ATHP062S08NN16-50S1	174	ATM06-12SA	32	AW3P	47,57,60,63,65	P31151-XX	169
ATHP062S08NN16-50S2	174	ATM06-12SA-KT01	32	AW3P-1939	71	P31170-XX	169
ATM2PS-CKIT	26	ATM06-12SA-SR1GY	35	AW3S	47,56,58,62,64,71	P31171-XX	169
ATM3PS-CKIT	27	ATM06-12SB	33	AW3S-1939	71	P31172	169
ATM04-2P	26	ATM06-12SB-SR1BK	35	AW4P	48,57,60,63,65	P31173	169
ATM04-2P-KIT01	26	ATM06-12SC	33	AW4S	48,56,58,62,64	P31174	169
ATM04-2P-SR01GY	36	ATM06-12SC-SR1GN	35	AW6P	49,57,60,63,65	SC000345	132
ATM04-3P	27	ATM06-12SD	33	AW6S	49,56,58,62,64	SC000345-141	132
ATM04-3P-KIT01	27	ATM06-12SD-SR1BN	35	AW8P	50,51,57,60,63,65	SC000346	132
ATM04-3P-SR01GY	36	ATM6PS-CKIT	29	AW8S	50,51,56,58,62,64	SC000379	132
ATM04-4P	28	ATM8PS-CKIT	30	AW12P	52,53,57,61,63,65	WA23-2	158
ATM04-4P-KIT01	28	ATM12PS-CKIT	32	AW12S	52,53,56,59,62,64	WA23-10	158
ATM04-4P-SR01GY	36	ATP2PS-CKIT	92	AWM-2P	26,36	WA23-DS	158
ATM04-6P	29	ATP04-2P	92	AWM-2S	26,34		
ATM04-6P-KIT01	29	ATP04-2P-BLK	92	AWM-3P	27,36		
ATM04-6P-SR01GY	36	ATP04-2P-EC01	94	AWM-3S	27,34		
ATM04-08PA	30	ATP04-2P-KIT01	92	AWM-4P	28,36		
ATM04-08PA-KT01	30	ATP04-2P-PM07G	99	AWM-4S	28,34		
ATM04-08PA-SR1GY	36	ATP04-2P-PM07GEC	99	AWM-6P	29,36		
ATM04-08PB	31	ATP04-2P-PM08G	99	AWM-6S	29,34		
ATM04-08PB-SR1BK	36	ATP04-2P-PM08GEC	99	AWM-8P	30,31,36		
ATM04-08PC	31	ATP04-2P-RD01	95	AWM-8S	30,31,34		
ATM04-08PC-SR1GN	36	ATP04-4P	93	AWM-12P	32,33,37		
ATM04-08PD	31	ATP04-4P-BLK	93	AWM-12S	32,33,35		
ATM04-08PD-SR1BN	36	ATP04-4P-EC01	94	AWP-2P	92,94,95		
ATM04-12PA	32	ATP04-4P-KIT01	93	AWP-2S	92,94,95		
ATM04-12PA-SR1GY	37	ATP04-4P-PM07G	99	AWP-4P	93,94,95		
ATM04-12PB	33	ATP04-4P-PM07GEC	99	AWP-4S	93,94,95		
ATM04-12PB-SR1BK	37	ATP04-4P-PM08G	99	CA-5D12	39,84, 102,115,158		
ATM04-12PC	33	ATP04-4P-PM08GEC	99	CA-5E12	39,84, 102,115,158		
ATM04-12PC-SR1GN	37	ATP04-4P-RD01	95	MFX-3953	84,115,158		
ATM04-12PD	33	ATP4PS-CKIT	93	MFX-3973	102,115,158		
ATM04-12PD-SR1BN	37	ATP06-2S	92	MFX-3974	39,158		
ATM4PS-CKIT	28	ATP06-2S-BLK	92	MFX-3975	84,115		
ATM06-2S	26	ATP06-2S-EC01	94	P23232	110		
ATM06-2S-KIT01	26	ATP06-2S-KIT01	92	P30307-XX	72		
ATM06-2S-SR01GY	34	ATP06-2S-RD01	95	P31134	169		
ATM06-3S	27	ATP06-2S-RD01BK	95	P31135	169		
ATM06-3S-KIT01	27	ATP06-4S	93	P31136	169		
ATM06-3S-SR01GY	34	ATP06-4S-BLK	93	P31137	169		
ATM06-4S	28	ATP06-4S-EC01	94	P31138	169		
ATM06-4S-KIT01	28	ATP06-4S-KIT01	93	P31139	169		
ATM06-4S-SR01GY	34	ATP06-4S-NC12	103	P31140	169		
ATM06-6S	29	ATP06-4S-RD01	95	P31141	169		
ATM06-6S-KIT01	29	ATP06-4S-RD01BK	95				
ATM06-6S-SR01GY	34	ATRJ8-FSSR	72				

www.amphenol-sine.com

USA

Amphenol Sine Systems
44724 Morley Drive
Clinton Township, MI 48036
Toll-Free: 1-800-394-7732
Fax: 1-586-465-1216
Email: csr@amphenol-sine.com
www.amphenol-sine.com

Germany

Amphenol Tuchel GmbH
August-Haeusser-Strasse 10
Heilbronn, Germany 74080
Phone: 49(0)-7131-929-0
Fax: 49(0)-7131-929-486
Email: info@amphenol.de
www.amphenol.de

China

Amphenol Sine Systems
Building 21, 1st Liao Keng Industrial Zone,
Shi Yan Street, Bao An District
Shenzhen, China 518180
Tel: 86-755-8173-8000 ext. 8098
Fax: 86-755-8173-8180
www.amphenol-sine.com.cn

USA

Amphenol Corporation
Corporate Headquarters
358 Hall Ave
Wallingford Ct 06492
Phone: (877) 267-4366
www.amphenol.com

Mexico

Prolongacion Reforma 61-6 B2
Col. Paseo de las Lomas
C.P. 01330 Mexico DF, Mexico
Phone: 52-55-5258-9984
Fax: 52-55-5081-6890
Email: info@amphenolmexico.com
www.amphenolmexico.com

Argentina

Amphenol ARGENTINA
Avenida Callao 930
2nd floor Office B Plaza
C1023AAP Buenos Aires, Argentina
Phone: 54-11-4815-6886
Fax: 54-11-4814-5779
Email: info@amphenol.com.ar
amphenol.com.ar

Brazil

Amphenol do Brasil Ltda
Rua Diogo Moreira, 132
20 Andar, Rooms 2001-2-3
CEP 05423-101
Sao Paulo- SP, Brazil
Phone: 55-11-3815-1003
Fax: 55-11-3815-1629
www.amphenol.com.br

France

Amphenol SOCAPEX
948, Promenade de l'Arve - BP 29
74311 Thyez CEDEX, France
Phone: 33(0)4-50-89-28-40
Fax: 33(0)4-50-96-29-75
www.amphenol-socapex.com

United Kingdom

Amphenol LIMITED
Thanet Way, Whitstable
Kent CT5 3JF, United Kingdom
Phone: 44-1-227-773200
Fax: 44-1-227-276571
www.amphenol.co.uk

Australia

Amphenol AUSTRALIA PTY LIMITED
22 Industry Boulevard
Carrum Downs VIC 3201 Australia
Phone: +61-3-8796-8888
Fax: +61-3-8796-8801
www.amphenol.com.au

Turkey

Amphenol International Ltd Turkey
Sun Plaza Kat. 15
Maslak Mah. Bilim Sok. No. 5
34398 Sisli / Istanbul – Turkey
Tel: + 90 212 367.92.20
Fax: + 90 212 367.92.21
www.amphenol.com.tr

South Africa

Amphenol International Ltd
South Africa
30 Impala Road
2196 Sandton, Chislehurst
South Africa
Phone: 27-11-783-9517
Fax: 27-11-783-9519
Email: sales@amphenolafrica.com
www.amphenol.com.za

India

Amphenol INTERCONNECT INDIA PVT LTD
105 Bhosari Industrial Area
Pune 411 026, India
Phone: +91 20 67360304
Fax: +91 20 67360321
www.amphenol-in.com

Korea

Amphenol DAESHIN
558. Songnae-2 Dong. SoSa-Gu
Bucheon City, Gyeonggi-do,
Korea 422-818
Phone: 81-32-610-3800
Fax: 81-32-673-2507
Email: info@amphenol.co.kr
www.amphenol.co.kr

Japan

Amphenol JAPAN
471-1, Deba, Ritto-city
shiga 520-3041, Japan
Phone: 81-77-553-8501
Fax: 81-77-551-2200
www.amphenol.co.jp

Russia

Amphenol RUSSIA
8 Yaroslavskaja Street
129164 Moscow, Russia
Phone: 7495-937-6341
Fax: 7495-937-6319
www.amphenol.ru