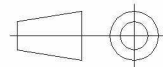

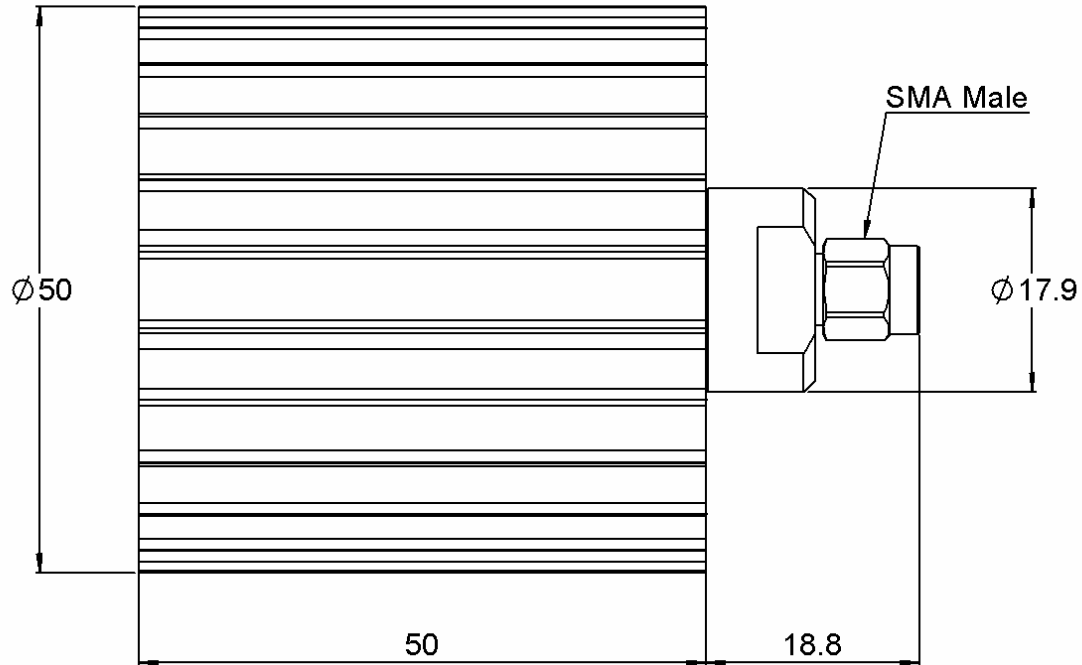


COAXIAL TERMINATION SMA MALE

R404.754.000

6 GHZ 30W

Series : **TERMINATION**



All dimensions are in mm.

COMPONENTS	MATERIALS	PLATING(μm)
BODY	STAINLESS STEEL	PASSIVATED
CENTER CONTACT	BERYLLIUM COPPER	GOLD 0.5 OVER NICKEL PHOSPHORUS 2
OUTER CONTACT	STAINLESS STEEL	PASSIVATED
INSULATOR	PTFE	
GASKET	SILICONE RUBBER	
SUBSTRATE	ALUMINIUM NITRIDE	
RESISTOR	THICK FILM	
OTHERS PARTS	ALUMINIUM	BLACK ANODIZATION

Issue : 1138 A

In the effort to improve our products, we reserve the right to make changes judged to be necessary.



COAXIAL TERMINATION SMA MALE

R404.754.000

6 GHZ 30W

Series : **TERMINATION**

ELECTRICAL CHARACTERISTICS

Frequency (GHz)	DC - 4	4 - 6
V.S.W.R (≤)	1.20	1.30

Operating Frequency Range	DC - 6	GHz
Impedance	50	Ω
DC Resistance	50	Ω ± 5%
Peak power at 25°C (1μs, 1%)	2000	W
Average power at 25°C	30	W (Free Air Cooled)
		W (Conduction Cooled)

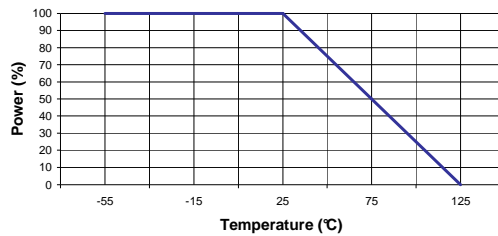
MECHANICAL CHARACTERISTICS

Connectors	SMA	Male	MIL C39012
Weight	138,8500 g		

ENVIRONMENTAL CHARACTERISTICS

Operating temperature range	-55/+125 °C
Storage temperature range	-55/+125 °C

Power derating Versus temperature



SPECIFICATION

OTHER CHARACTERISTICS

MOUNTED WITH VERTICAL COOLING FINS AND NATURAL CONVECTION

Issue : 1138 A

In the effort to improve our products, we reserve the right to make changes judged to be necessary.

