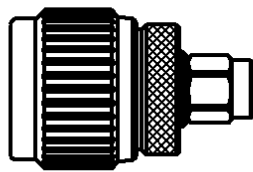
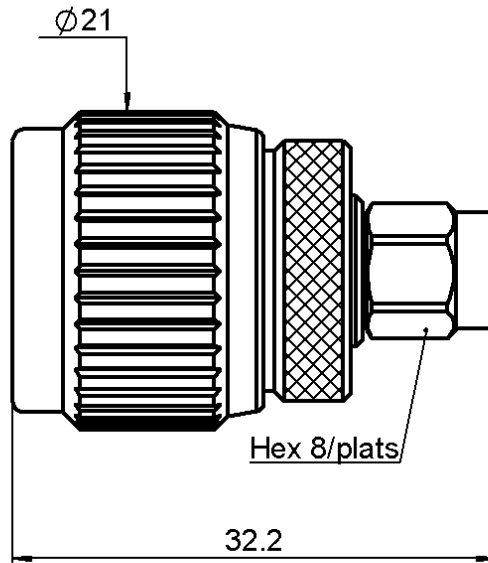



**N MALE - SMA MALE STRAIGHT ADAPTER**

**R191.325.000**

Série : ADAPT



Scale 1/1



All dimensions are in mm.



COMPONENTS	MATERIALS	PLATINGS (µm)
BODY	BRASS	NICKEL 2
CENTER CONTACT	BRASS	.GOLD 2.5 OVER NICKEL 2
OUTER CONTACT	BRASS	NICKEL 2
INSULATOR	PTFE	
GASKET	SILICONE RUBBER	
OTHERS PARTS	BRASS	NICKEL 2
BODY SMA	BERYLLIUM COPPER	NICKEL 2
-	-	-

Issue : 0746 B

In the effort to improve our products, we reserve the rights to make changes judged to be necessary.



**N MALE - SMA MALE STRAIGHT ADAPTER**

**R191.325.000**

Série : ADAPT

**PACKAGING**

**SPECIFICATION**

Standard	Unit	Other
<b>1</b>		<b>Contact us</b>

**ELECTRICAL CHARACTERISTICS**

**ENVIRONMENTAL**

Impedance		<b>50</b> Ω
Frequency		<b>0-11</b> GHz
VSWR	<b>1.20 + 0,0000</b>	x F(GHz) Maxi
Insertion loss		<b>0.06</b> √F(GHz) dB Maxi
RF leakage	- (	<b>101</b> - F(GHz)) dB Maxi
Voltage rating		<b>500</b> Veff Maxi
Dielectric withstanding voltage		<b>1500</b> Veff mini
Insulation resistance		<b>5000</b> MΩ mini

Operating	<b>-55/+155</b> °C
Hermetic seal	<b>NA</b> Atm.cm3/s
Panel leakage	<b>NA</b>

**MECHANICAL CHARACTERISTICS**

**OTHERS CHARACTERISTICS**

Center contact retention		
Axial force – Mating end		<b>27</b> N mini
Axial force – Opposite end		<b>27</b> N mini
Torque		<b>NA</b> N.cm mini

Recommended torque		
Mating	<b>N</b>	<b>110</b> N.cm
	<b>SMA</b>	<b>100</b> N.cm
	<b>-</b>	<b>0</b> N.cm
Panel nut		<b>NA</b> N.cm

Mating life		<b>500</b> Cycles mini
Weight		<b>0,0000</b> g

Issue : 0746 B

In the effort to improve our products, we reserve the rights to make changes judged to be necessary.

