



### Main

Range of product	Harmony XB4
Product or component type	Head + mounting base for potentiometer
Device short name	ZB4
Bezel material	Chromium plated metal
Mounting diameter	22 mm
Product compatibility	For use with Ø 6 mm shaft
Sale per indivisible quantity	1
Shape of signaling unit head	Round
Operator profile	Knurled knob, white with

### Complementary

Product weight	0.08 kg
Resistance to high pressure washer	7000000 Pa at 55 °C, distance: 0.1 m
Main group	Potentiometer
Group of product	Potentiometer knurled knob
Colour of marking	White

### Environment

Protective treatment	TH
Ambient air temperature for storage	-40...70 °C
Ambient air temperature for operation	-40...70 °C
Class of protection against electric shock	Class I conforming to IEC 60536
IP degree of protection	IP66 conforming to IEC 60529
NEMA degree of protection	NEMA 13 NEMA 4X
IK degree of protection	IK03 conforming to IEC 50102
Standards	EN/IEC 60947-1 EN/IEC 60947-5-1

EN/IEC 60947-5-4  
EN/IEC 60947-5-5  
JIS C 4520  
UL 508  
CSA C22.2 No 14

---

Product certifications	BV CSA DNV GL LROS (Lloyds register of shipping) RINA UL listed
------------------------	---

---

Vibration resistance	5 gn (f = 2...500 Hz) conforming to IEC 60068-2-6
----------------------	---

---

Shock resistance	30 gn (duration = 18 ms) for half sine wave acceleration conforming to IEC 60068-2-27 50 gn (duration = 11 ms) for half sine wave acceleration conforming to IEC 60068-2-27
------------------	--

---

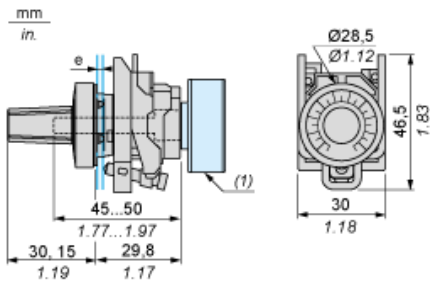
### Contractual warranty

---

Warranty period	18 months
-----------------	-----------



---

Dimensions



- e: panel thickness: 1 to 6 mm / 0.04 to 0.24 in.
- (1) Potentiometer not included

Panel Cut-out for Pushbuttons, Switches and Pilot Lights (Finished Holes, Ready for Installation)

Connection by Screw Clamp Terminals or Plug-in Connectors	Connection by Faston Connectors
	
<p>(1) Diameter on finished panel or support            (2) 40 mm min. / 1.57 in. min.            (3) 30 mm min. / 1.18 in. min.            (4) <math>\varnothing 22.5 \text{ mm} / 0.89 \text{ in. recommended } (\varnothing 22.3 \text{ mm }_0^{+0.4} / 0.88 \text{ in. }_0^{+0.016})</math>            (5) 45 mm min. / 1.78 in. min.            (6) 32 mm min. / 1.26 in. min.</p>	