

Industrial Ethernet Switch - FL SWITCH SF 14TX/2FX - 2832593

Please be informed that the data shown in this PDF Document is generated from our Online Catalog. Please find the complete data in the user's documentation. Our General Terms of Use for Downloads are valid (<http://phoenixcontact.com/download>)

Ethernet Switch, 14 TP RJ45 ports, 2 FO ports, 100 Mbps full duplex in SC-D format, automatic detection of data transmission speed of 10 or 100 Mbps (RJ45), autocrossing function,




Why buy this product

- Auto negotiation and autocrossing detection simplifies installation and setup
- Security options with cable locking
- Relay contact for alarm processing of voltage states
- Local diagnostic indicators with LEDs
- RJ45 ports support a transmission speed of 10/100 Mbps; fiber optic ports support 100 Mbps



Key Commercial Data

Packing unit	1 STK
GTIN	 4 017918 952259
GTIN	4017918952259
Weight per Piece (excluding packing)	380.000 g
Custom tariff number	85176200
Country of origin	Taiwan

Technical data

Note

Utilization restriction	EMC: class A product, see manufacturer's declaration in the download area
-------------------------	---

Dimensions

Width	205 mm
Height	115.3 mm
Depth	30 mm

Ambient conditions

Degree of protection	IP20
----------------------	------

Industrial Ethernet Switch - FL SWITCH SF 14TX/2FX - 2832593

Technical data

Ambient conditions

Ambient temperature (operation)	0 °C ... 55 °C
Ambient temperature (storage/transport)	-20 °C ... 70 °C
Permissible humidity (operation)	5 % ... 95 % (non-condensing)
Permissible humidity (storage/transport)	5 % ... 95 % (non-condensing)
Air pressure (operation)	86 kPa ... 108 kPa (up to 1500 m above mean sea level)
Air pressure (storage/transport)	66 kPa ... 108 kPa (up to 3500 m above mean sea level)

Interfaces

Interface 1	Ethernet (RJ45)
No. of ports	14 (RJ45 ports)
Connection method	RJ45
Note on connection method	Auto negotiation and autocrossing
Transmission physics	Ethernet in RJ45 twisted pair
Transmission speed	10/100 Mbps
Transmission length	100 m (per segment)
Signal LEDs	Data receive, link status
Interface 2	Fiber optic interface
No. of ports	2 (SC multi-mode)
Connection method	SC
Transmission physics	multi-mode fiberglass
Transmission speed	100 Mbps (full duplex)
Transmission length	6400 m (fiberglass with F-G 50/125 0.7 dB/km F1200)
Wavelength	1300 nm
Interface 4	Potential-free signaling contact
Connection method	Plug-in/screw connection via COMBICON

Function

Basic functions	Unmanaged switch / auto negotiation, complies with IEEE 802.3, store and forward switching mode
Status and diagnostic indicators	LEDs: U _{S1} , U _{S2} (redundant voltage supply), link and activity per port

Network expansion parameters

Cascading depth	Network, linear, and star structure: any
Maximum conductor length (twisted pair)	100 m

Supply voltage

Supply voltage	24 V DC (redundant)
Residual ripple	3.6 V _{PP} (within the permitted voltage range)
Supply voltage range	18.5 V DC ... 30.2 V DC
Typical current consumption	typ. 360 mA (at U _S = 24 V DC)

General

Mounting type	DIN rail
Type AX	Block design

Industrial Ethernet Switch - FL SWITCH SF 14TX/2FX - 2832593

Technical data

General

Net weight	380 g
Housing material	Aluminum

Standards and Regulations

Electromagnetic compatibility	Conformance with EMC Directive 2004/108/EC
Developed in acc. with standard	IEC 61000-6-2
Test standard	IEC 61000-4-2 (ESD)
Test result	Criterion B
Test standard	IEC 61000-4-3 (immunity to radiated interference)
Test result	Criterion A
Test standard	IEC 61000-4-4 (burst)
Test result	Criterion A
Test standard	IEC 61000-4-5 (surge)
Test result	Criterion A
Test standard	IEC 61000-4-6 (immunity to conducted interference)
Test result	Criterion A
Test standard	IEC 61000-4-8 (immunity to magnetic fields)
Test result	Criterion A
Test standard	EN 55022 (emitted interference)
Test result	Criterion A
Noise emission	EN 61000-6-4
Noise immunity	EN 61000-6-2:2005
Vibration (storage/transport)	5g, 150 Hz, in acc. with IEC 60068-2-6
Vibration (operation)	In acc. with IEC 60068-2-6: 5g, 150 Hz

Classifications

eCl@ss

eCl@ss 4.0	27250501
eCl@ss 4.1	27250501
eCl@ss 5.0	27250501
eCl@ss 5.1	27250501
eCl@ss 6.0	19170106
eCl@ss 7.0	19170106
eCl@ss 8.0	19170106
eCl@ss 9.0	19170106

ETIM

ETIM 2.0	EC000734
ETIM 3.0	EC000734
ETIM 4.0	EC000734

Industrial Ethernet Switch - FL SWITCH SF 14TX/2FX - 2832593

Classifications

ETIM

ETIM 5.0	EC000734
ETIM 6.0	EC000734

UNSPSC

UNSPSC 6.01	43172015
UNSPSC 7.0901	43201404
UNSPSC 11	43172015
UNSPSC 12.01	43201410
UNSPSC 13.2	43222612

Approvals

Approvals

Approvals


UL Listed / cUL Listed / EAC / EAC / KC / cULus Listed

Ex Approvals


UL Listed / cUL Listed / cULus Listed

Approval details

UL Listed		http://database.ul.com/cgi-bin/XYV/template/LISEXT/1FRAME/index.htm	FILE E 140324
-----------	---	---	---------------

cUL Listed		http://database.ul.com/cgi-bin/XYV/template/LISEXT/1FRAME/index.htm	FILE E 140324
------------	---	---	---------------

EAC		EAC-Zulassung
-----	---	---------------

EAC		RU *- DE.A*30.B.01735
-----	---	--------------------------

KC		http://rra.go.kr/eng2/index.jsp	KCC-REI- PCK-FL283259
----	---	---	--------------------------

Industrial Ethernet Switch - FL SWITCH SF 14TX/2FX - 2832593

Approvals

cULus Listed	
--------------	--

Accessories

Accessories

Data cable by the meter

Cable - FL CAT5 HEAVY - 2744814



CAT5-SF/UTP cable (J-02YS(ST)C HP 2 x 2 x 24 AWG), heavy-duty installation cable, 2 x 2 x 0.22 mm², solid conductor, shielded, outer sheath: 7.8 mm diameter, inner sheath: 5.75 mm ± 0.15 mm diameter

Network cable - FL CAT5 FLEX - 2744830



CAT5-SF/UTP cable (J-LI02YS(ST)C H 2 x 2 x 26 AWG), light-duty, flexible installation cable 2 x 2 x 0.14 mm², stranded, shielded, outer sheath: 5.75 mm ± 0.15 mm diameter

Plug

RJ45 connector - FL PLUG RJ45 GR/2 - 2744856



RJ45 connector, shielded, with bend protection sleeve, 2 pieces, gray for straight cables, for assembly on site. For connections that are not crossed, it is recommended that you use the connector set with gray bend protection sleeve.

RJ45 connector - FL PLUG RJ45 GN/2 - 2744571



RJ45 connector, shielded, with bend protection sleeve, 2 pieces, green for crossed cables, for assembly on site. For connections that are crossed, it is recommended that the connector set with green bend protection sleeves is used.

Universal tools

Industrial Ethernet Switch - FL SWITCH SF 14TX/2FX - 2832593

Accessories

Assembly tool - FL CRIMPTOOL - 2744869



Crimping pliers, for assembling the RJ45 plugs FL PLUG RJ45..., for assembly on site

Phoenix Contact 2016 © - all rights reserved
<http://www.phoenixcontact.com>