

# Printed-circuit board connector - PC 4/ 6-ST-7,62 - 1804946

Please be informed that the data shown in this PDF Document is generated from our Online Catalog. Please find the complete data in the user's documentation. Our General Terms of Use for Downloads are valid (<http://phoenixcontact.com/download>)

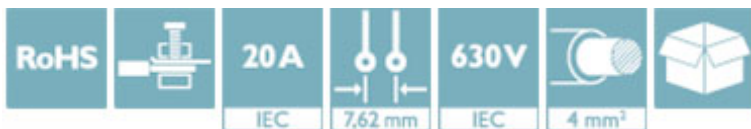
Plug component, Nominal current: 20 A, Rated voltage (III/2): 630 V, Number of positions: 6, Pitch: 7.62 mm, Connection method: Screw connection with tension sleeve, Color: green, Contact surface: Tin



The figure shows a 5-pos. version of the product

## Why buy this product

- Well-known connection principle allows worldwide use
- Low temperature rise, thanks to maximum contact force
- Allows connection of two conductors
- Integrated double steel spring provides additional safety in the event of temperature and power fluctuations



## Key Commercial Data

Packing unit	50 STK
GTIN	 4 017918 046385
GTIN	4017918046385
Weight per Piece (excluding packing)	24.520 g
Custom tariff number	85366990
Country of origin	Germany

## Technical data

### Dimensions

Height	18.1 mm
Width	45.7 mm
Pitch	7.62 mm
Dimension a	38.1 mm

### General

Range of articles	PC 4/..-ST
Type of contact	Female connector
Number of positions	6

# Printed-circuit board connector - PC 4/ 6-ST-7,62 - 1804946

## Technical data

### General

Connection method	Screw connection with tension sleeve
Insulating material group	I
Rated surge voltage (III/3)	6 kV
Rated surge voltage (III/2)	6 kV
Rated surge voltage (II/2)	6 kV
Rated voltage (III/3)	400 V
Rated voltage (III/2)	630 V
Rated voltage (II/2)	1000 V
Connection in acc. with standard	EN-VDE
Nominal current $I_N$	20 A
Nominal cross section	4 mm <sup>2</sup>
Maximum load current	20 A
Insulating material	PA
Flammability rating according to UL 94	V0
Internal cylindrical gage	A4
Stripping length	7 mm
Screw thread	M3
Tightening torque, min	0.5 Nm
Tightening torque max	0.6 Nm

### Connection data

Conductor cross section solid min.	0.2 mm <sup>2</sup>
Conductor cross section solid max.	4 mm <sup>2</sup>
Conductor cross section flexible min.	0.2 mm <sup>2</sup>
Conductor cross section flexible max.	4 mm <sup>2</sup>
Conductor cross section flexible, with ferrule without plastic sleeve min.	0.25 mm <sup>2</sup>
Conductor cross section flexible, with ferrule without plastic sleeve max.	4 mm <sup>2</sup>
Conductor cross section flexible, with ferrule with plastic sleeve min.	0.25 mm <sup>2</sup>
Conductor cross section flexible, with ferrule with plastic sleeve max.	4 mm <sup>2</sup>
Conductor cross section AWG min.	24
Conductor cross section AWG max.	10
2 conductors with same cross section, solid min.	0.2 mm <sup>2</sup>
2 conductors with same cross section, solid max.	2.5 mm <sup>2</sup>
2 conductors with same cross section, stranded min.	0.2 mm <sup>2</sup>
2 conductors with same cross section, stranded max.	1.5 mm <sup>2</sup>
2 conductors with same cross section, stranded, ferrules without plastic sleeve, min.	0.25 mm <sup>2</sup>
2 conductors with same cross section, stranded, ferrules without plastic sleeve, max.	1.5 mm <sup>2</sup>
2 conductors with same cross section, stranded, TWIN ferrules with plastic sleeve, min.	0.5 mm <sup>2</sup>

# Printed-circuit board connector - PC 4/ 6-ST-7,62 - 1804946

## Technical data

### Connection data

2 conductors with same cross section, stranded, TWIN ferrules with plastic sleeve, max.	2.5 mm <sup>2</sup>
Minimum AWG according to UL/CUL	30
Maximum AWG according to UL/CUL	10

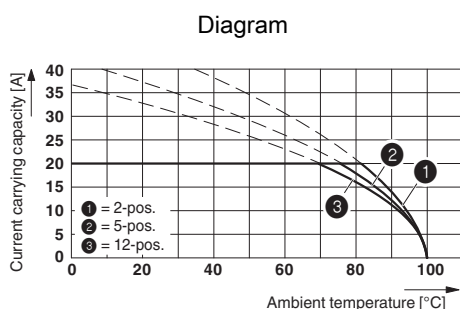
### Standards and Regulations

Connection in acc. with standard	EN-VDE
	CSA
Flammability rating according to UL 94	V0

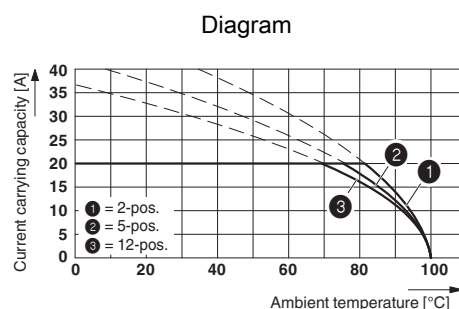
### Environmental Product Compliance

China RoHS	Environmentally Friendly Use Period = 50
	For details about hazardous substances go to tab "Downloads", Category "Manufacturer's declaration"

## Drawings

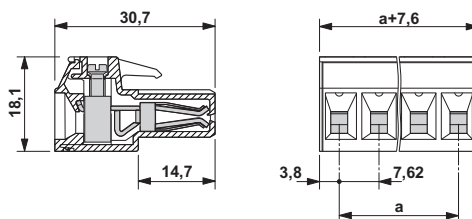


Derating curve for: PC 4/..-ST-7,62 with PC 4/..-G-7,62



Derating curve for: PC 4/..-ST-7,62 with PCV 4/..-G-7,62

### Dimensional drawing



## Classifications

eCl@ss

eCl@ss 4.0	272607xx
eCl@ss 4.1	27260701
eCl@ss 5.0	27260701

# Printed-circuit board connector - PC 4/ 6-ST-7,62 - 1804946

## Classifications

### eCl@ss

eCl@ss 5.1	27260701
eCl@ss 6.0	27260704
eCl@ss 7.0	27440402
eCl@ss 8.0	27440309
eCl@ss 9.0	27440309

### ETIM

ETIM 3.0	EC001121
ETIM 4.0	EC002638
ETIM 5.0	EC002638
ETIM 6.0	EC002638

### UNSPSC

UNSPSC 6.01	30211810
UNSPSC 7.0901	39121409
UNSPSC 11	39121409
UNSPSC 12.01	39121409
UNSPSC 13.2	39121409

## Approvals

### Approvals

#### Approvals

CSA / UL Recognized / cUL Recognized / BV / RS / EAC / cULus Recognized

#### Ex Approvals

### Approval details

CSA		<a href="http://www.csagroup.org/services/testing-and-certification/certified-product-listing/">http://www.csagroup.org/services/testing-and-certification/certified-product-listing/</a>	13631
	B	C	
mm <sup>2</sup> /AWG/kcmil	28-10	28-10	
Nominal current I <sub>N</sub>	20 A	20 A	
Nominal voltage U <sub>N</sub>	300 V	300 V	

# Printed-circuit board connector - PC 4/ 6-ST-7,62 - 1804946

## Approvals

UL Recognized		<a href="http://database.ul.com/cgi-bin/XYV/template/LISEXT/1FRAME/index.htm">http://database.ul.com/cgi-bin/XYV/template/LISEXT/1FRAME/index.htm</a>	FILE E 60425
	B	C	D
mm <sup>2</sup> /AWG/kcmil	30-10	30-10	30-10
Nominal current IN	20 A	20 A	5 A
Nominal voltage UN	300 V	300 V	600 V

cUL Recognized		<a href="http://database.ul.com/cgi-bin/XYV/template/LISEXT/1FRAME/index.htm">http://database.ul.com/cgi-bin/XYV/template/LISEXT/1FRAME/index.htm</a>	FILE E 60425
	B	C	D
mm <sup>2</sup> /AWG/kcmil	30-10	30-10	30-10
Nominal current IN	20 A	20 A	5 A
Nominal voltage UN	300 V	300 V	600 V

BV		<a href="http://www.veristar.com/portal/veristarinfo/generalinfo/approved/approvedProducts/equipmentAndMaterials">http://www.veristar.com/portal/veristarinfo/generalinfo/approved/approvedProducts/equipmentAndMaterials</a>	35433/AO BV
----	--	---	-------------

RS		<a href="http://www.rs-head.spb.ru/en/index.php">http://www.rs-head.spb.ru/en/index.php</a>	10.04059.250
----	--	---	--------------

EAC			B.01742
-----	--	--	---------

cULus Recognized		<a href="http://database.ul.com/cgi-bin/XYV/template/LISEXT/1FRAME/index.htm">http://database.ul.com/cgi-bin/XYV/template/LISEXT/1FRAME/index.htm</a>	
------------------	--	---	--

## Accessories

Accessories

Coding element

Coding profile - CP-PC RD - 1701967

Coding profile, for plugging into the coding ribs of the plug at a later date, insulating material, color: Red



## Printed-circuit board connector - PC 4/ 6-ST-7,62 - 1804946

### Accessories

---

#### Labeled terminal marker

Marker card - SK 7,62/3,8:FORTL.ZAHLEN - 0804549



Marker card, Card, white, labeled, Horizontal: Consecutive numbers 1 - 10, 11 - 20, etc. up to 91 - 100, Mounting type: Adhesive, for terminal block width: 7.62 mm, Lettering field: 7.62 x 3.8 mm

---

#### Screwdriver tools

Screwdriver - SZS 0,6X3,5 - 1205053



Actuation tool, for ST terminal blocks, insulated, also suitable for use as a bladed screwdriver, size: 0.6 x 3.5 x 100 mm, 2-component grip, with non-slip grip

---

#### Additional products

Base strip - PCV 4/ 6-G-7,62 - 1804726



Header, Nominal current: 20 A, Rated voltage (III/2): 630 V, Number of positions: 6, Pitch: 7.62 mm, Color: green, Contact surface: Tin, Mounting: Wave soldering, Mounting flange: Accessory Order No. 1827570

---

Base strip - PC 4/ 6-G-7,62 - 1804836



Header, Nominal current: 20 A, Rated voltage (III/2): 630 V, Number of positions: 6, Pitch: 7.62 mm, Color: green, Contact surface: Tin, Mounting: Wave soldering, Mounting flange: Accessory Order No. 1827570

---