



### Main

Range of product	Zelio Relay
Series name	Miniature
Product or component type	Plug-in relay
Device short name	RXM
Contacts type and composition	3 C/O
Control circuit voltage	230 V AC, 50/60 Hz
[I <sub>th</sub> ] conventional enclosed thermal current	10 A at -40...55 °C
Status LED	Without
Control type	Lockable test button
Utilisation coefficient	20 %

### Complementary

Shape of pin	Flat
[U <sub>i</sub> ] rated insulation voltage	250 V conforming to IEC 300 V conforming to UL 300 V conforming to CSA
[U <sub>imp</sub> ] rated impulse withstand voltage	4 kV for 1.2/50 μs
Contacts material	AgNi
[I <sub>e</sub> ] rated operational current	10 A at 28 V DC (NO) conforming to IEC 10 A at 250 V AC (NO) conforming to IEC 5 A at 28 V DC (NC) conforming to IEC 5 A at 250 V AC (NC) conforming to IEC 10 A at 30 V DC conforming to UL 10 A at 277 V AC conforming to UL
Maximum switching voltage	250 V conforming to IEC
Load current	10 A at 250 V AC 10 A at 28 V DC
Maximum switching capacity	2500 VA/280 W
Minimum switching capacity	170 mW at 10 mA, 17 V

Operating rate	<= 18000 cycles/hour no-load <= 1200 cycles/hour under load
Mechanical durability	10000000 cycles
Electrical durability	100000 cycles for resistive load
Average consumption	1.2 VA 60 Hz
Average consumption in VA	1.2 at 60 Hz
Drop-out voltage threshold	>= 0.15 Uc
Operating time	20 ms
Reset time	20 ms
Average resistance	15000 Ohm at 20 °C +/- 15 %
Rated operational voltage limits	184...253 V AC
Safety reliability data	B10d = 100000
Protection category	RT I
Operating position	Any position
Product weight	0.037 kg

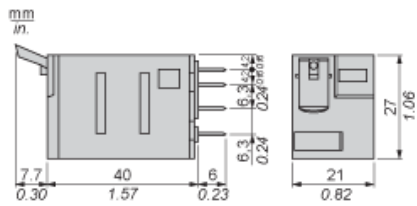
## Environment

Dielectric strength	1300 V AC between contacts with micro disconnection insulation 2000 V AC between coil and contact with reinforced insulation 2000 V AC between poles with basic insulation
Product certifications	CE GOST REACH CSA Lloyd's UL RoHS
Standards	CSA C22.2 No 14 EN/IEC 61810-1 UL 508
Ambient air temperature for storage	-40...85 °C
Ambient air temperature for operation	-40...55 °C
Vibration resistance	3 gn (f = 10...150 Hz), amplitude +/- 1 mm (on 5 cycles in operation) 5 gn (f = 10...150 Hz), amplitude +/- 1 mm (on 5 cycles not operating)
IP degree of protection	IP40 conforming to EN/IEC 60529
Shock resistance	10 gn in operation 30 gn not operating
Pollution degree	2

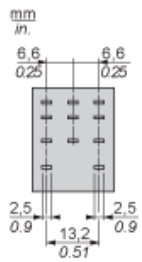
## Contractual warranty

Warranty period	18 months
-----------------	-----------

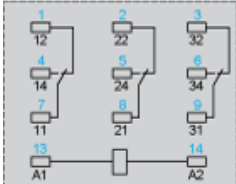

Dimensions



Pin Side View



Wiring Diagram

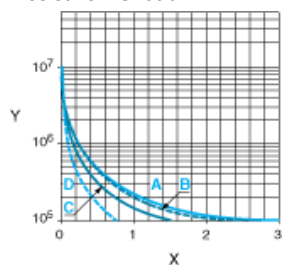


Symbols shown in blue correspond to Nema marking.

Electrical Durability of Contacts

Durability (inductive load) = durability (resistive load) x reduction coefficient.

Resistive AC load

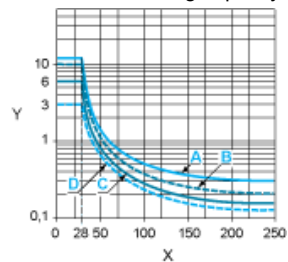


- X Switching capacity (kVA)
- Y Durability (Number of operating cycles)
- A RXM2AB...
- B RXM3AB...
- C RXM4AB...
- D RXM4GB...

Reduction coefficient for inductive AC load (depending on power factor cos φ)

Y Reduction coefficient (A)

Maximum switching capacity on resistive DC load



- X Voltage DC
- Y Current DC
- A RXM2AB...
- B RXM3AB...
- C RXM4AB...
- D RXM4GB...

Note : These are typical curves, actual durability depends on load, environment, duty cycle, etc.