



Main

Range of product	Harmony XB4
Product or component type	Complete body/light block assembly
Device short name	ZB4
Fixing collar material	Zamak
Sale per indivisible quantity	1
Connections - terminals	Screw clamp terminals : $\leq 2 \times 1.5 \text{ mm}^2$ with cable end Screw clamp terminals : $\geq 1 \times 0.22 \text{ mm}^2$ without cable end
Light source	Protected LED
Bulb base	Integral LED
Light source colour	Green
[Us] rated supply voltage	12 V AC/DC, 50/60 Hz

Complementary

CAD overall width	30 mm
CAD overall height	47 mm
CAD overall depth	37 mm
Terminals description ISO n°1	(X1-X2)PL
Product weight	0.054 kg
Tightening torque	0.8...1.2 N.m conforming to EN 60947-1
Shape of screw head	Cross head compatible with Philips no 1 screwdriver Cross head compatible with pozidriv No 1 screwdriver Slotted head compatible with flat $\varnothing 4 \text{ mm}$ screwdriver Slotted head compatible with flat $\varnothing 5.5 \text{ mm}$ screwdriver
[Ui] rated insulation voltage	600 V (degree of pollution: 3) conforming to EN 60947-1
[Uimp] rated impulse withstand voltage	6 kV conforming to EN 60947-1
Signalling type	Steady
Supply voltage limits	10...15 V DC 10.2...13.8 V AC
Current consumption	18 mA

Service life	100000 h at rated voltage and 25 °C
Surge withstand	1 kV conforming to IEC 61000-4-5

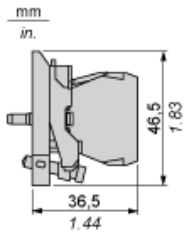
Environment

Protective treatment	TH
Ambient air temperature for storage	-40...70 °C
Ambient air temperature for operation	-40...70 °C
Class of protection against electric shock	Class I conforming to IEC 60536
Standards	EN/IEC 60947-5-1 UL 508 JIS C 4520 EN/IEC 60947-5-4 EN/IEC 60947-5-5 EN/IEC 60947-1 CSA C22.2 No 14
Product certifications	GL DNV RINA UL listed CSA LROS (Lloyds register of shipping) BV
Vibration resistance	5 gn (f = 2...500 Hz) conforming to IEC 60068-2-6
Shock resistance	30 gn (duration = 18 ms) for half sine wave acceleration conforming to IEC 60068-2-27 50 gn (duration = 11 ms) for half sine wave acceleration conforming to IEC 60068-2-27
Resistance to fast transients	2 kV conforming to IEC 61000-4-4
Resistance to electromagnetic fields	10 V/m conforming to IEC 61000-4-3
Resistance to electrostatic discharge	6 kV on contact (on metal parts) conforming to IEC 61000-2-6 8 kV in free air (in insulating parts) conforming to IEC 61000-2-6
Electromagnetic emission	Class B conforming to IEC 55011

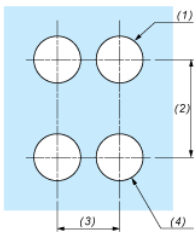
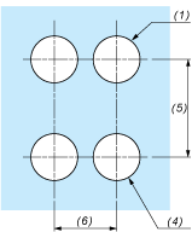
Contractual warranty

Warranty period	18 months
-----------------	-----------

Dimensions



Panel Cut-out for Pushbuttons, Switches and Pilot Lights (Finished Holes, Ready for Installation)

Connection by Screw Clamp Terminals or Plug-in Connectors or on Printed Circuit Board	Connection by Faston Connectors
	
<p>(1) Diameter on finished panel or support (2) 40 mm min. / 1.57 in. min. (3) 30 mm min. / 1.18 in. min. (4) $\text{Ø } 22.5 \text{ mm} / 0.89 \text{ in. recommended } (\text{Ø } 22.3 \text{ mm }_0^{+0.4} / 0.88 \text{ in. }_0^{+0.016})$ (5) 45 mm min. / 1.78 in. min. (6) 32 mm min. / 1.26 in. min.</p>	