



Main

Range of product	Zelio Relay
Series name	Interface relay
Product or component type	Plug-in relay
Device short name	RXG
Contacts type and composition	1 C/O

Complementary

Status LED	With
Contacts material	Silver alloy (AgSnO2In2O3)
Contact resistance	100 mOhm
[I _{th}] conventional enclosed thermal current	10 A (temperature : -40...55 °C)
[I _e] rated operational current	10 A at 30 V DC conforming to UL 10 A at 30 V DC conforming to IEC 10 A at 250 V AC conforming to IEC 10 A at 250 V AC conforming to UL
Maximum switching voltage	250 V AC 30 V DC
Load current	10 A at 250 V AC
Maximum switching capacity	2500 VA
Minimum switching capacity	500 mW at 100 mA, 5 V DC
Operating rate	<= 18000 cycles/hour no-load <= 1800 cycles/hour under load
Utilisation coefficient	20 %
Mechanical durability	10000000 cycles
Electrical durability	100000 cycles for NO resistive load at 55 °C 100000 cycles for NC resistive load at 55 °C
[U _i] rated insulation voltage	250 V conforming to IEC 300 V conforming to UL 300 V conforming to CSA

[Uimp] rated impulse withstand voltage	6 kV for 1.2/50 µs
Dielectric strength	5000 V AC (reinforced insulation between coil and contact) 1000 V AC (micro disconnection between contacts)
Resistance	270 Ohm +/- 10 %
Insulation resistance	1000 MOhm at 500 V DC
Mounting position	Any position
Average consumption in W	0.53 W
Drop-out voltage threshold	>= 0.1 Uc DC
Electrical insulation class	Class F
Operating time	20 ms
Reset time	20 ms
Control circuit voltage	12 V DC
Safety reliability data	B10d = 100000
Colour of cover	Standard
Control type	Lockable test button
Local signalling	Flag
Product weight	0.02 kg

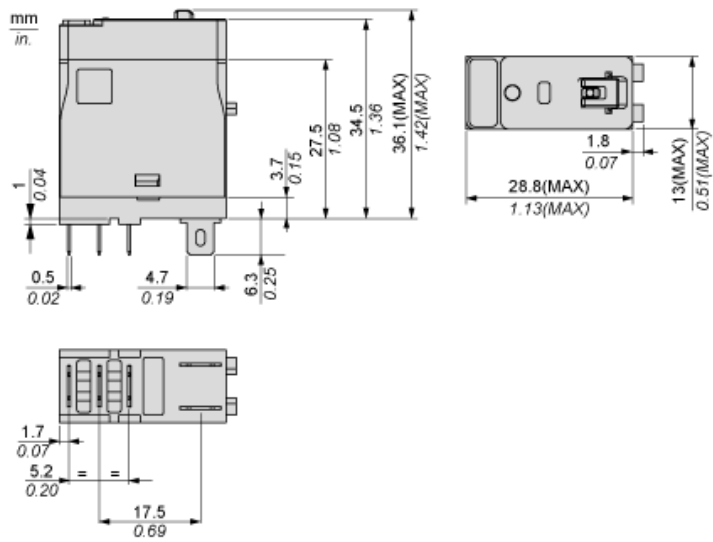
Environment

Vibration resistance	3 gn (f = 10...150 Hz), amplitude +/- 0.75 mm (in operation) 5 gn (f = 10...150 Hz), amplitude +/- 0.75 mm (not in operation)
IP degree of protection	IP40
Shock resistance	20 gn in operation 100 gn not in operation
Protection category	RT I
Standards	CSA C22.2 No 14 UL 508 IEC 61810-1
Product certifications	UL CE EAC CSA RoHS REACH China RoHS
Pollution degree	2
Overvoltage category	III
Ambient air temperature for storage	-40...85 °C
Ambient air temperature for operation	-40...70 °C
Relative humidity	10...85 %

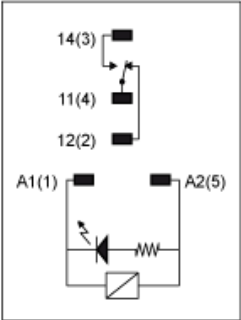
Offer Sustainability

Sustainable offer status	Green Premium product
RoHS (date code: YYWW)	Compliant - since 1426 - Schneider Electric declaration of conformity Schneider Electric declaration of conformity
REACH	Reference not containing SVHC above the threshold Reference not containing SVHC above the threshold
Product environmental profile	Available Product environmental
Product end of life instructions	Need no specific recycling operations

Dimensions

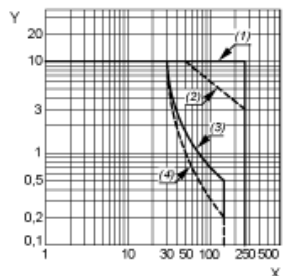


Wiring Diagram



Performance Curves

Maximum Switching Capacity



- X : Switching voltage (V)
- Y : Switching current (A)
- (1) AC Resistive Load
- (2) AC Inductive Load $\cos(\phi)=0.4$
- (3) DC Resistive Load
- (4) DC Inductive Load (L/R=7ms)

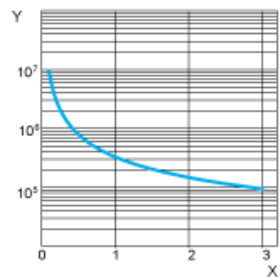
Life Expectancy

Resistive Load

- X : Contact Current (A)
- Y : Operating Cycle Number

Life Expectancy

Inductive Load

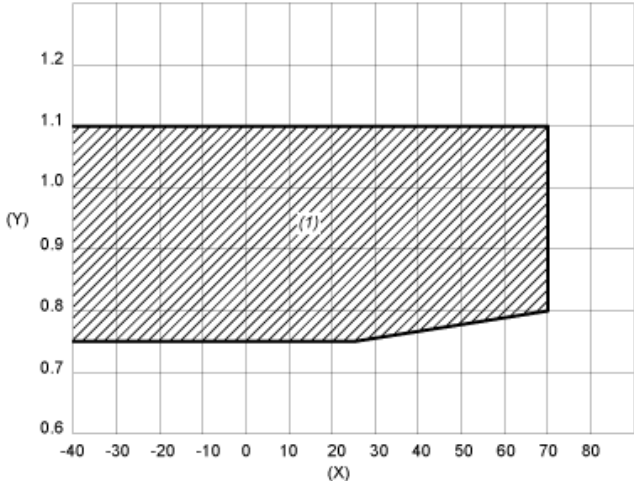


- X : Contact Current (A)
- Y : Operating Cycle Number

NOTE: These are typical curves, actual durability depends on load, environment, duty cycle, etc.

Coil Operating Range

DC Coil Operating Range VS Ambient Temperature



- X : Ambient temperature (°C)
- Y : Coil voltage (U/Uc)
- (1) Permitted operating range area