

Main

Range of product	Zelio Relay
Series name	Slim interface relay
Product or component type	Plug-in relay
Device short name	RSL
Contacts type and composition	1 C/O
Contacts operation	Standard
Control circuit voltage	48 V DC
[Ithe] conventional enclosed thermal current	6 A at -40...55 °C
Status LED	Without
Control type	Without push-button

Complementary

Shape of pin	Flat (PCB type)
Average resistance	10600 Ohm at 23 °C +/- 15 %
Rated operational voltage limits	36...67.2 V DC
[Ui] rated insulation voltage	277 V conforming to cUL 250 V conforming to EN/IEC
[Uimp] rated impulse withstand voltage	6 kV conforming to IEC
Contacts material	Silver alloy (AgSnO2)
[Ie] rated operational current	6 A (AC-1/DC-1) conforming to IEC/UL
Minimum switching current	10 mA
Maximum switching voltage	277 V
Switching voltage	12 V
Maximum switching capacity	1500 VA 50 W
Minimum switching capacity	120 mW
Operating rate	<= 360 cycles/hour under load

	<= 18000 cycles/hour no-load
Mechanical durability	10000000 cycles
Electrical durability	60000 cycles (6 A at 250 V, AC-1) C/O
Operating time	5 ms 12 ms reset
Protection category	RT III
Operating position	Any position
Width	5 mm
Height	28 mm
Depth	18.5 mm
Terminals description ISO n°1	(A1-A2)CO (11-12-14)OC
Product weight	0.0054 kg
Load current	6 A at 250 V AC for 0.5 mm mounting distance
Average consumption in W	0.21 W
Drop-out voltage threshold	>= 0.05 Uc
Safety reliability data	B10d = 60000

Environment

Dielectric strength	1000 V AC (between contacts) 4000 V AC (between coil and contact)
Standards	CSA C22.2 No 14 EN/IEC 61810-1 UL 508
Product certifications	EAC CSA UL
Ambient air temperature for storage	-40...70 °C
Vibration resistance	+/- 1 mm (f = 10...55 Hz) conforming to EN/IEC 60068-2-6
IP degree of protection	IP40 conforming to EN/IEC 60529
Shock resistance	5 gn for 11 ms not operating conforming to EN/IEC 60068-2-27 5 gn for 11 ms in operation conforming to EN/IEC 60068-2-27
Ambient air temperature for operation	-40...55 °C

Offer Sustainability

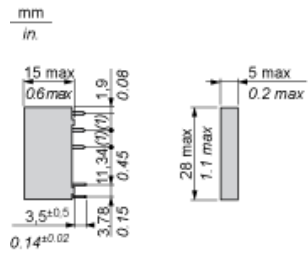
Sustainable offer status	Green Premium product
RoHS (date code: YYWW)	Compliant - since 1417 - Schneider Electric declaration of conformity Schneider Electric declaration of conformity
REACH	Reference not containing SVHC above the threshold Reference not containing SVHC above the threshold
Product environmental profile	Available Product environmental
Product end of life instructions	Need no specific recycling operations

Contractual warranty

Warranty period	18 months
-----------------	-----------

Dimensions

Relay with Flat Pins (PCB Type)

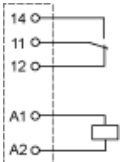


(1): 5.04 mm / 0.19 in.

Wiring Diagram

Relay with Flat Pins (PCB Type)

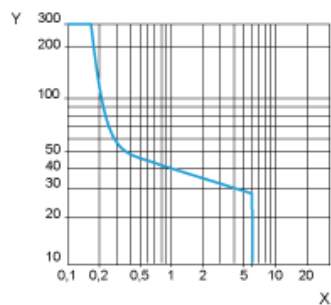
1 C/O contact



Curves for Resistive Load

Maximum Switching Capacity on DC Load

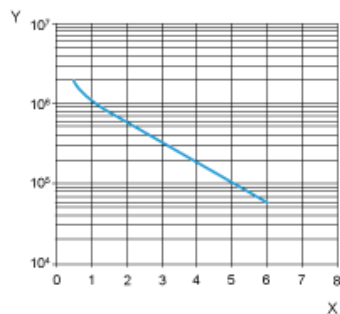
Resistive load



X DC Current
Y DC Voltage

Electrical Durability

Only tested at 6A/250VAC, projection for the rest
250 Vac Resistive load



X Switching current (A)
Y Cycles

Note : These are typical curves, actual durability depends on load, environment, duty cycle, etc.