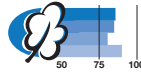



**Power entry modules Types CMF1, 2, 3**




- Panel mount
- Appliance inlet with line switch, 1-pole, for PCB



**Characteristics**

- Easy mounting with center bolt and snapper or screwed on PCB or housing
- Bi-positioning of the switch from left or right side  
Standard CMF with switch on right side
- With or without rear insulation cover
- Electrical connection between inlet and switch done on the PCB

**Technical data**

Rated voltage	250 VAC
Rated current	2,5 A
Dielectric strength (50 Hz, 1 Min.)	> 2,3 kV between L-N > 2,8 kV between L/N-PE
Allowable ambient air temperatures T <sub>a</sub>	-25 °C to +70 °C
Resistance to vibration	according to IEC 60068-2-6, test Fc
Degree of protection (front-side)	IP40 acc. to IEC 60529
Protection class	suitable for equipment with prot. cl. I, resp. II acc. to IEC 61140
Terminals	for PCB 1,6 mm
Materials: Housing	Thermoplastic, black, UL94 V-0
Appliance-inlet	 acc. to IEC/EN 60320-1/C8, Protection class II, pin-temperature 70 °C  C8 polarized  acc. to IEC/EN 60320-1/C6, Protection class I, pin-temperature 70 °C
line switch (Rocker switch)	1-pole, non-illuminated, acc. to IEC/EN 61058-1. Technical details see page 200

with insulation cover

Fixation on PCB or housing from below

Fixation on PCB or housing from above

Socket

Cover

Switch

PCB

self tapping screw

Panel

Socket

Housing

Mounting screw torque 0,5 Nm

Drilling diagramm for types CMF1 and CMF2 (C8)

Panel

Drilling diagramm for type CMF3 (C6)

d1 = 6,2 mm Mounting from above  
d1 = 3,6 mm Mounting from below

PC Board 1,6 mm

Dimensions not tolerated ≤ 15 = ± 0,05  
> 15 = ± 0,10

**Order Numbers** (Standard CMF with line switch on right side)

	Appl. inlet C8	Appl. inlet C8 polarized	Appl. inlet C6	Cover mounted	Line switch	Mounting from above	Mounting from below
CMF1.1111.12	•			•	•	•	
CMF1.1011.12	•				•	•	
CMF1.1131.12	•			•	•		•
CMF1.1031.12	•				•		•
CMF2.1111.12		•		•	•	•	
CMF2.1011.12		•		•	•	•	
CMF2.1131.12		•		•	•		•
CMF2.1031.12		•			•		•
CMF3.1012.12			•		•	•	
CMF3.1112.12			•	•	•	•	
CMF3.1032.12					•		•
CMF3.1132.12				•	•		•

CMF3.1xx3.12 additional ground terminal (solder/quick connection 2,8 x 0,8 mm), angled pin axis

CMF3.1xx4.12 additional ground terminal (solder/quick connection 2,8 x 0,8 mm), straight / along pin axis

**Other versions on request:**

- line switch with other rocker marking
- line switch on left of inlet