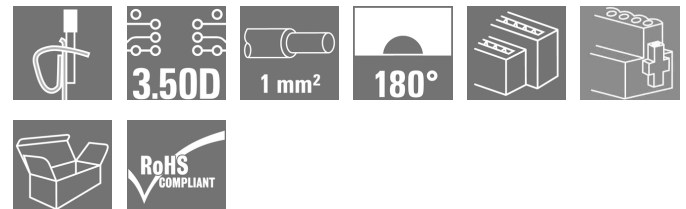


OMNIMATE Signal - series B2L/S2L 3.50 - 2-row B2L 3.50/14/180F SN BK BX

Weidmüller Interface GmbH & Co. KG
Klingenbergstraße 16
D-32758 Detmold
Germany
Fon: +49 5231 1429-0
Fax: +49 5231 14292083
www.weidmueller.com



Component density redefined: the future standard for signal connection

A maximum number of connections requiring minimum space - the double-row B2L sets the bar for field connections of typical sensor cables up to 1 mm² very high and closes the gap between "less space" and "more functions".

The result is a connection solution for standard industrial cables in 1.75 pitch - 30% smaller than equivalent solutions in 2.5 pitch, and with the 140% robustness of the 3.5 pitch

Dimensions: double the connection density with a 3.5mm pitch size

Connection system: tried and tested maintenance-free Weidmüller tension clamp connection

The basic application advantages:

Efficient: maximum component density on the PCB

Suitable for industrial use - minimum dimensions, maximum robustness

Process-optimised - automatic assembly and reflow soldering, fast connection

User-friendly - patented release lever for the easy release of larger numbers of poles

Application-oriented: easy labelling and reliable coding despite compact dimensions

Miniaturisation is more than just a larger number of functions within a smaller space:

Each reduction in size decreases space requirements and so reduces overall system costs for the end customer. Thus, Weidmüller fulfils a growing demand in the engineering and industrial automation sectors.

General ordering data

Type	B2L 3.50/14/180F SN BK BX
Order No.	1748210000
Version	PCB plug-in connector, female plug, 3.50 mm, No. of poles: 14, 180°, Tension clamp connection, Clamping range, rated connection, max.: 1 mm ² , Box
GTIN (EAN)	4032248038046
Qty.	54 pc(s).
Product data	IEC: 250 V / 10.3 A / 0.2 - 1 mm ² UL: 300 V / 10 A / AWG 28 - AWG 16
Packaging	Box

**OMNIMATE Signal - series B2L/S2L 3.50 - 2-row
B2L 3.50/14/180F SN BK BX**

Weidmüller Interface GmbH & Co. KG
 Klingenbergstraße 16
 D-32758 Detmold
 Germany
 Fon: +49 5231 1429-0
 Fax: +49 5231 14292083
 www.weidmueller.com

Technical data**Dimensions and weights**

Net weight	7.769 g
------------	---------

System parameters

Product family	OMNIMATE Signal - series B2L/S2L 3.50 - 2-row	Type of connection	Field connection
Wire connection method	Tension clamp connection	Pitch in mm (P)	3.5 mm
Pitch in inches (P)	0.138 inch	Conductor outlet direction	180°
No. of poles	14	L1 in mm	21 mm
L1 in inches	0.827 inch	Number of rows	1
Pin series quantity	2	Rated cross-section	1 mm ²
Touch-safe protection acc. to DIN VDE 57 106	Safe from finger touch	Touch-safe protection acc. to DIN VDE 0470	IP 20
Can be coded	Yes	Stripping length	7 mm
Tightening torque for screw flange, min.	0.2 Nm	Tightening torque for screw flange, max.	0.25 Nm
Screwdriver blade	0.4 x 2.5	Screwdriver blade standard	DIN 5264
Plugging cycles	25	push-in force/pole	3 N
Withdrawal force per pole	6 N	Packaging	Box

Material data

Insulating material	PBT	Colour	Black
Colour chart (similar)	RAL 9011	Insulation resistance	≥ 10 ⁸ Ω
UL 94 flammability rating	V-0	Contact material	Copper alloy
Contact surface	tinned	Storage temperature, min.	-25 °C
Storage temperature, max.	55 °C	Max. relative humidity during storage	80 %
Operating temperature, min.	-50 °C	Operating temperature, max.	100 °C
Temperature range, installation, min.	-30 °C	Temperature range, installation, max.	100 °C

Conductors suitable for connection

Clamping range, rated connection, min.	0.08 mm ²	Clamping range, rated connection, max.	1 mm ²
Wire connection cross section AWG, min.	AWG 28	Wire connection cross section AWG, max.	AWG 18
Solid, min. H05(07) V-U	0.2 mm ²	Solid, max. H05(07) V-U	1 mm ²
Flexible, min. H05(07) V-K	0.2 mm ²	Flexible, max. H05(07) V-K	1 mm ²
w. plastic collar ferrule, DIN 46228 pt 4, min.	0.14 mm ²	w. plastic collar ferrule, DIN 46228 pt 4, max.	0.34 mm ²
w. wire end ferrule, DIN 46228 pt 1, min.	0.14 mm ²	w. wire end ferrule, DIN 46228 pt 1, max.	0.34 mm ²

Rated data acc. to IEC

tested acc. to standard	IEC 60664-1, IEC 61984	Rated current, min. no. of poles (Ta = 20°C)	10.3 A
Rated current, max. no. of poles (Ta = 20°C)	8.7 A	Rated current, min. no. of poles (Ta = 40°C)	8.9 A
Rated current, max. no. of poles (Ta = 40°C)	7.4 A	Rated voltage for surge voltage class / pollution degree II/2	250 V
Rated voltage for surge voltage class / pollution degree III/2	160 V	Rated voltage for surge voltage class / pollution degree III/3	80 V
Rated impulse voltage for surge voltage class/ pollution degree II/2	2.5 kV	Rated impulse voltage for surge voltage class/ pollution degree III/2	2.5 kV
Rated impulse voltage for surge voltage class/ contamination degree III/3	2.5 kV	Short-time withstand current resistance	3 x 1s with 77 A

Creation date September 22, 2017 9:41:21 PM CEST

Catalogue status 08.09.2017 / We reserve the right to make technical changes.

2

**OMNIMATE Signal - series B2L/S2L 3.50 - 2-row
B2L 3.50/14/180F SN BK BX**

Weidmüller Interface GmbH & Co. KG
 Klingenbergstraße 16
 D-32758 Detmold
 Germany
 Fon: +49 5231 1429-0
 Fax: +49 5231 14292083
 www.weidmueller.com

Technical data**Rated data acc. to CSA**

Institute (CSA)



Certificate No. (CSA)

200039-1488444

Rated voltage (Use group B)	300 V
Wire cross-section, AWG, min.	AWG 28
Reference to approval values	Specifications are maximum values, details - see approval certificate.

Rated current (use group B)	5 A
Wire cross-section, AWG, max.	AWG 18

Rated data acc. to UL 1059

Institute (UR)



Certificate No. (UR)

E60693

Rated voltage (use group B)	300 V
Rated current (use group B)	10 A
Wire cross-section, AWG, min.	AWG 28
Reference to approval values	Specifications are maximum values, details - see approval certificate.

Rated voltage (use group C)	50 V
Rated current (use group C)	10 A
Wire cross-section, AWG, max.	AWG 16

Classifications

ETIM 4.0	EC002637	ETIM 5.0	EC002637
ETIM 6.0	EC002637	UNSPSC	30-21-18-10
eClass 5.1	27-26-07-01	eClass 6.2	27-26-07-04
eClass 7.1	27-44-04-02	eClass 8.1	27-44-04-02
eClass 9.0	27-44-04-02	eClass 9.1	27-44-04-02

Notes

Notes

- Additional colours on request
- Gold-plated contact surfaces on request
- Rated current related to rated cross-section & min. No. of poles.
- Wire end ferrule with plastic collar to DIN 46228/4
- Wire end ferrule without plastic collar to DIN 46228/1
- P on drawing = pitch
- Crimp shape A for wire-end ferrules with crimping tools PZ 1,5 (order no. 9005990000) or PZ 6/5 (order no. 9011460000) for larger wire cross-sections recommended.
- Rated data refer only to the component itself. Clearance and creepage distances to other components are to be designed in accordance with the relevant application standards.

IPC conformity

The products are developed, manufactured and delivered according to the internationally recognised IPC-A-610 standard, category "permissible". More extensive demands on the products can be evaluated on request.

Data sheet**OMNIMATE Signal - series B2L/S2L 3.50 - 2-row
B2L 3.50/14/180F SN BK BX**

Weidmüller Interface GmbH & Co. KG
Klingenbergstraße 16
D-32758 Detmold
Germany
Fon: +49 5231 1429-0
Fax: +49 5231 14292083
www.weidmueller.com

Technical data**Approvals**

Approvals



ROHS

Conform

DownloadsApproval/Certificate/Document of
Conformity[Declaration of the Manufacturer](#)

Brochure/Catalogue

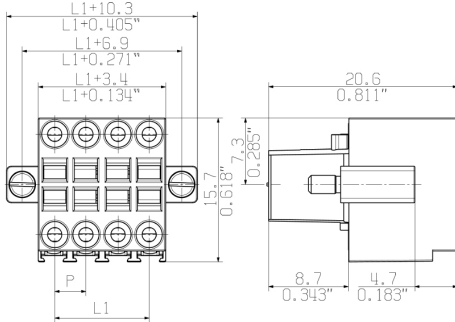
[FL DRIVES EN](#)
[MB DEVICE MANUF. EN](#)
[FL DRIVES DE](#)
[FL BUILDING SAFETY EN](#)
[FL APPL LED LIGHTING EN](#)
[FLIndustr.CONTROLS EN](#)
[FL MACHINE SAFETY EN](#)
[FL HEATING ELECTR EN](#)
[FL APPL INVERTER EN](#)
[FL_BASE_STATION EN](#)
[FL ELEVATOR EN](#)
[FL POWER SUPPLY EN](#)
[FL 72H SAMPLE SER EN](#)
[PO OMNIMATE EN](#)

**OMNIMATE Signal - series B2L/S2L 3.50 - 2-row
B2L 3.50/14/180F SN BK BX**

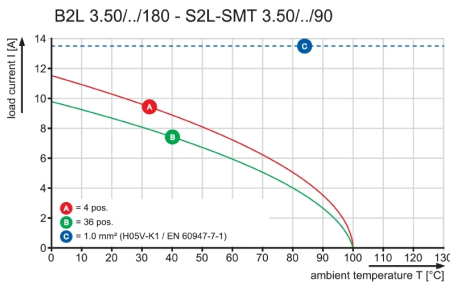
Weidmüller Interface GmbH & Co. KG
Klingenbergstraße 16
D-32758 Detmold
Germany
Fon: +49 5231 1429-0
Fax: +49 5231 14292083
www.weidmueller.com

Drawings

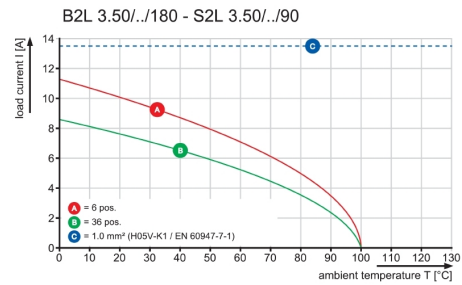
Dimensional drawing



Graph



Graph



Graph

