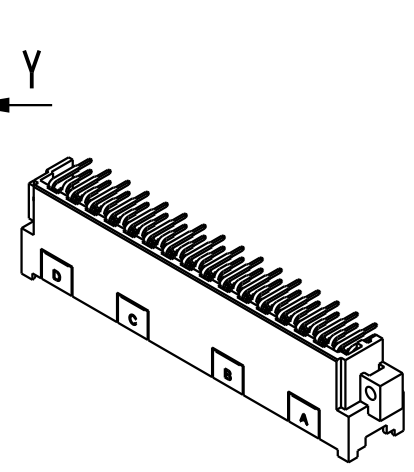
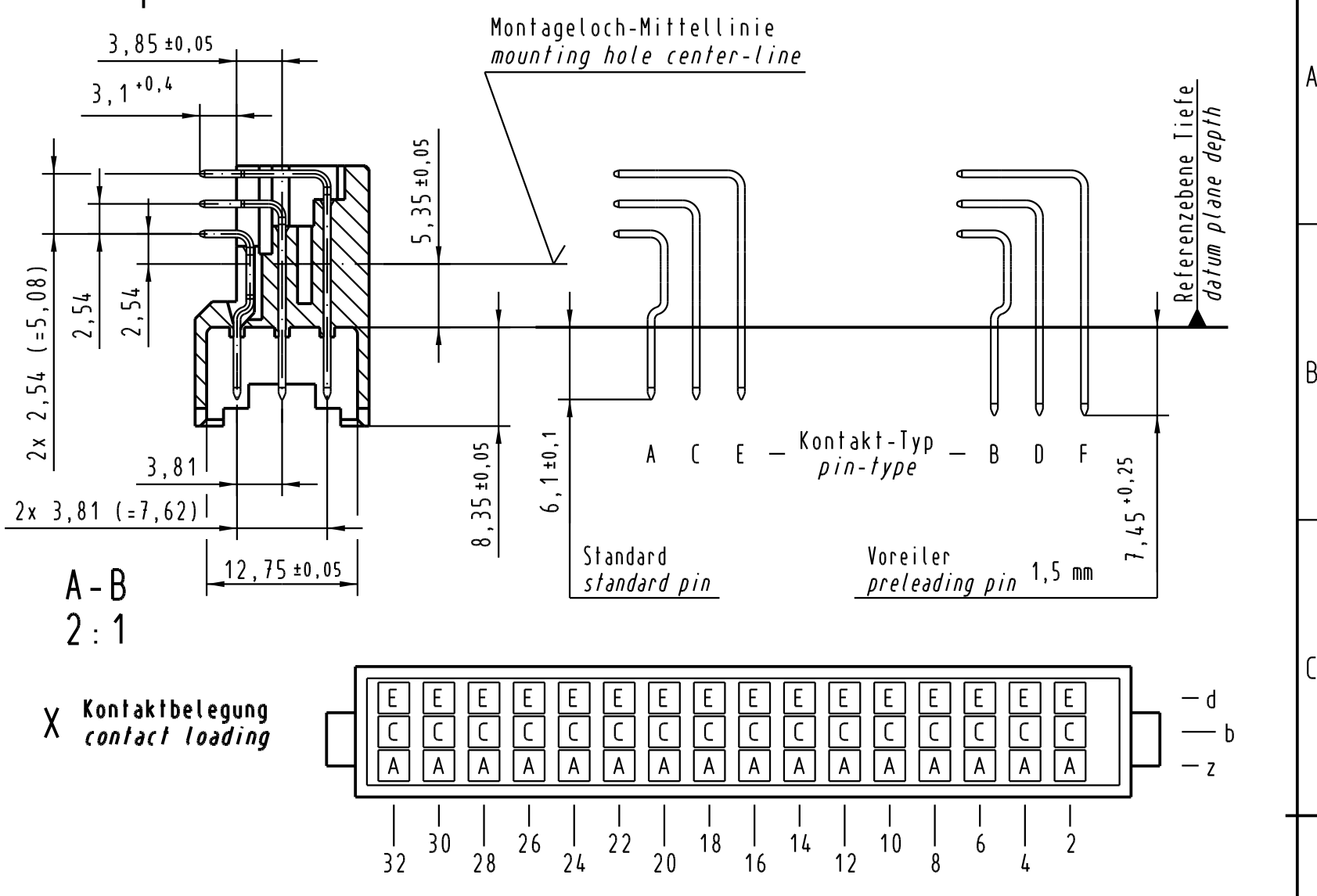
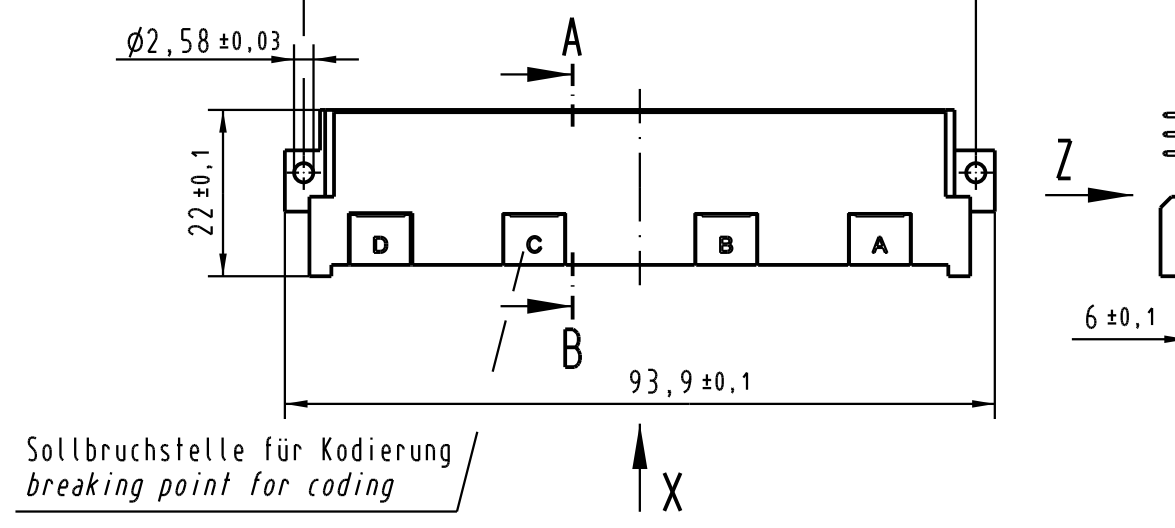
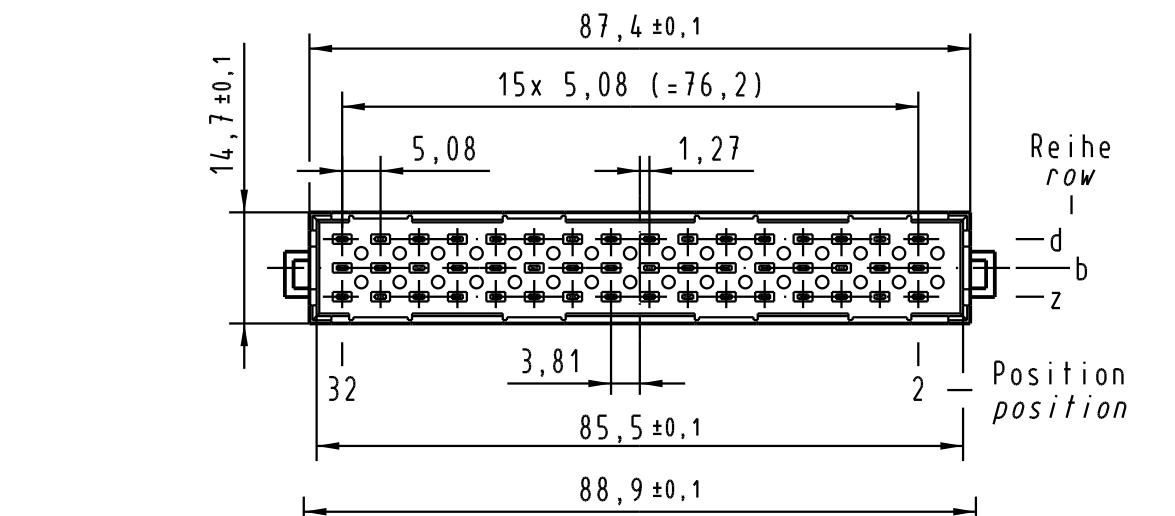
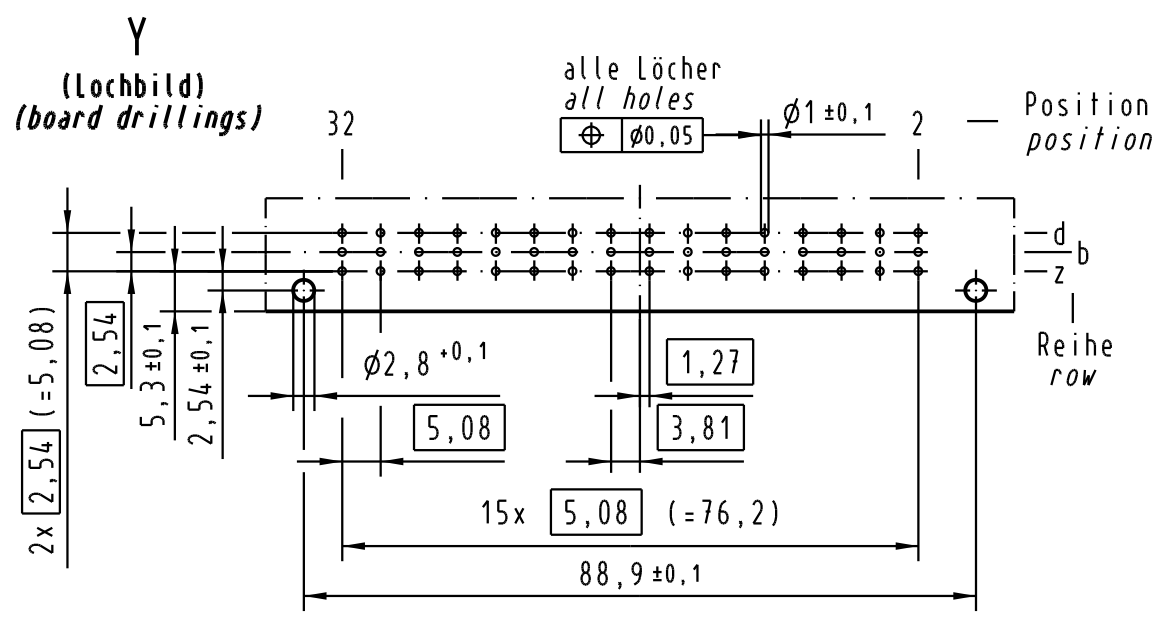


Alle Rechte vorbehalten. All rights reserved



09 06 148 7901	3	Au über/over Ni
09 06 148 6901	2	Au über/over Ni
09 06 148 2901	1	Au über/over Ni
Bestell-Nr. part-no.	Anforderungsstufe nach IEC performance level acc. to IEC	Kontaktoberfläche contact plating

 All Dimensions in mm Original Size DIN A 3	Techn. Character. IEC 60603-2		Nicht tolerierte Maß Free size tolerances IEC 60603-2										
	<table border="1"> <tr> <th>Dat.</th> <th>Name</th> <th>Maßstab/Scale</th> </tr> <tr> <td>21.01.02</td> <td>Rie.</td> <td rowspan="3">1:1 (2:1; 10:1)</td> </tr> <tr> <td>21.01.02</td> <td>kfoe</td> </tr> <tr> <td></td> <td></td> </tr> </table>	Dat.	Name	Maßstab/Scale	21.01.02	Rie.	1:1 (2:1; 10:1)	21.01.02	kfoe			Bauform / type F Messerleiste Einlötl gewinkelt 2,54 48 pol. male connector solder angled 2,54 48 pol.	
Dat.	Name	Maßstab/Scale											
21.01.02	Rie.	1:1 (2:1; 10:1)											
21.01.02	kfoe												
<table border="1"> <tr> <td>33143</td> <td>13.10.05</td> <td>Hage.</td> </tr> <tr> <td>30790</td> <td></td> <td></td> </tr> <tr> <td>Mod.</td> <td>Dat.</td> <td>Name</td> </tr> </table>	33143	13.10.05	Hage.	30790			Mod.	Dat.	Name	HARTING Electronics GmbH & Co. KG D-32339 ESPELKAMP		TB 09 06 148 x901	
33143	13.10.05	Hage.											
30790													
Mod.	Dat.	Name											

Z
10:1

Querschnitt der Lötanschlüsse:
cross-section of solder terminations:

