

Beads- on- Leads (2743003112)



Part Number: 2743003112

43 BEAD ON LEAD

Explanation of Part Numbers:

- Digits 1 & 2 = Product Class
- Digits 3 & 4 = Material Grade
- Last digit 1 = Bulk Packed 2 = Taped and Reeled

Ferrite suppression beads are supplied assembled on tinned copper wire for automated circuit board assembly.

- Wires are oxygen free high conductivity copper with 100% matte tin plating over a nickel undercoating. The resistance of the wire is 3.5 mOhm for the 22 AWG and 2.2 mOhm for the 20 AWG wire.

Recommended Soldering Profile

Packaging Options:

- Beads- on- leads can be supplied bulk packed. The last digit of bulk packed parts is a “1”. Parts with a “2” as the last digit of the part number are supplied taped and reeled per IEC 60286-1 and EIA RS-296- F standards. Taped and reeled parts are supplied 4500 pieces on a 14” reel. Taping details: Component pitch 5 mm. Inside tape spacing 52.5 mm. Tape width 6 mm.
- Our “Bead- on- Lead Suppression Kit” (part number 0199000028) is available for prototype evaluation.

For any bead- on lead requirement not listed here, feel free to contact our customer service group for availability and pricing.

Weight: 0.5 (g)

| Dim | mm | mm tol | nominal inch | inch misc. |
|-----|------|--------|--------------|------------|
| A | 3.5 | ±0.25 | 0.138 | — |
| B | 62 | ±1.50 | 0.244 | — |
| C | 6.7 | ±0.25 | 0.263 | — |
| D | 0.65 | — | 0 | 22 AWG |

| Reel Information | | | | |
|------------------|-------------|------------------|-------------------|-------------------|
| Tape Width mm | Pitch mm | Parts 7" Reel | Parts 13" Reel | Parts 14" Reel |
| 6 | 5 | — | — | 4500 |

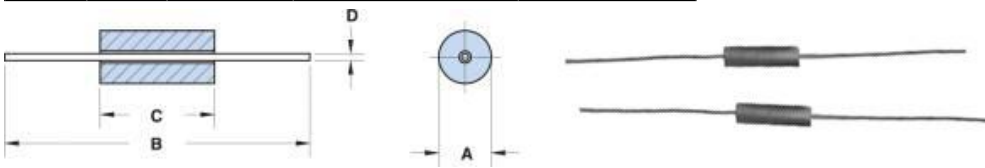
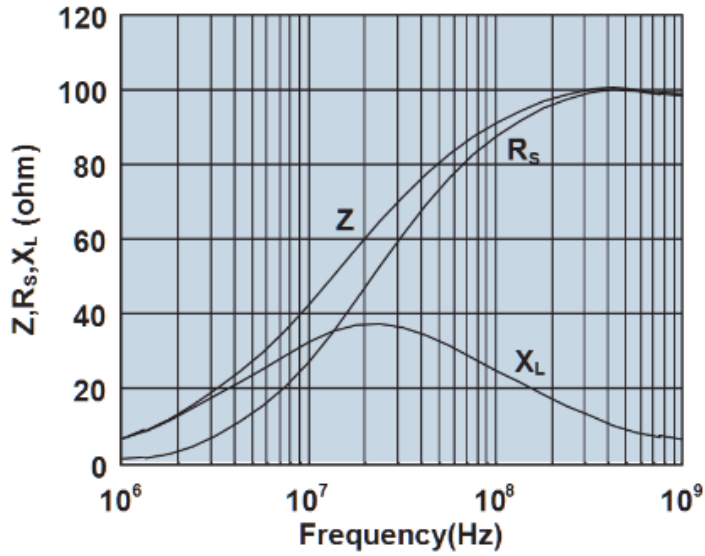


Chart Legend

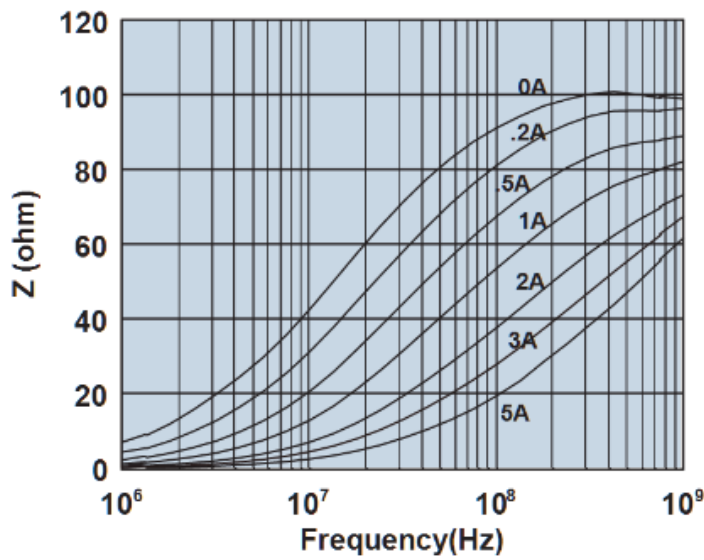
+ Test frequency

| Typical Impedance (Ω) | |
|-----------------------|-----|
| 10 MHz | 44 |
| 25 MHz ⁺ | 65 |
| 100 MHz ⁺ | 100 |
| 250 MHz | 101 |

2743003112



Impedance, reactance, and resistance vs. frequency.



Impedance vs. frequency with dc bias.