

OMNIDIRECTIONAL FIBERGLASS ANTENNAS

FG8246 FG8243 FG8240 FG9020



FIBERGLASS BASE STATION 8 DBI GAIN ANTENNAS PROVIDE SUPERIOR TELECOM CELLULAR PERFORMANCE

Laird's fiberglass base station antennas are collinear designs enclosed in a high-density fiberglass which is covered with a protective ultraviolet inhibiting coating.

The radiating elements are made from high-efficiency copper and are carefully phased to provide maximum gain in the horizontal plane. The mounting sleeves are tuned to eliminate RF currents from the transmission line, resulting in a cold sleeve allowing great freedom in mounting. This high quality and well-focused beam provides the highest gain and best efficiency.

FEATURES AND BENEFITS:

- Every fiberglass base antenna is tested on a network analyzer before shipping to assure the best performance
- Special UV treated to stand up to the sun
- Durable gold anodized sleeve and cap with N female connector
- Custom tuning available
- FedEx / UPS Shippable

APPLICATIONS:

- Omnidirectional outdoor antenna applications used by private organizations and government agencies around the globe
- Typical applications include land base and marine radio and data transmission for public safety agencies, commercial organizations, and the military

Part	FG8246	FG8243	FG8240	FG9020
Frequency Range	824-896 MHz	824-896 MHz	824-896 MHz	902-928 MHz
VSWR	2.0:1	2.0:1	2.0:1	2.0:1
Nominal Gain	6 dBd	4.5 dBi	0 dBi	0 dBi
Maximum Power	100 W	100 W	100 W	100 W
Nominal Impedance	50 Ω	50 Ω	50 Ω	50 Ω
Polarization	Vertical	Vertical	Vertical	Vertical
Pattern	Omnidirectional	Omnidirectional	Omnidirectional	Omnidirectional
Half-Power Beamwidth (Elevation° x Azimuth°)	30° x 360°	60° x 360°	110° x 360°	110° x 360°
Coaxial Cable Length and Type	None	None	None	None
Termination	N Female Connector	N Female Connector	N Female Connector	N Female Connector
Lightning Protection (Sold Separately)	Lightning Arrestor LABH350NN	Lightning Arrestor LABH350NN	Lightning Arrestor LABH350NN	Lightning Arrestor LABH350NN
Height	61"	23-1/8"	13-3/8"	13-3/8"
Diameter	1.310"	1.310"	1.310"	1.310"
Weight	0.5 lbs	1.5 lbs	0.65 lbs	0.65 lbs
Rated Wind Velocity	125 mph (210 kph)	125 mph (210 kph)	125 mph (210 kph)	125 mph (210 kph)
Rated Wind Velocity (with 0.5" radial ice)	85 mph (137 kph)	85 mph (137 kph)	85 mph (137 kph)	85 mph (137 kph)
Optional Mounting Kit (Sold Separately)	FM2	FM2	FM2SP	FM2SP
Wind Resistance	0.5549 sq ft	0.2161 sq ft	0.1217 sq ft	0.1217 sq ft

Americas: +1.847.839.6907
IAS-AmericasEastSales@lairdtech.com

Europe: +1.32.80.7866.12
IAS-EUSales@lairdtech.com

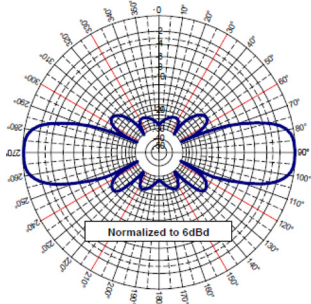
Asia: +1.65.6.243.8022
IAS-AsiaSales@lairdtech.com

www.lairdtech.com

ANT-DS-FG8246 0114

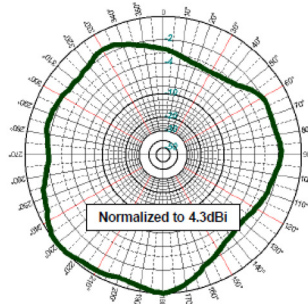
Any information furnished by Laird Technologies, Inc. and its agents is believed to be accurate and reliable. All specifications are subject to change without notice. Responsibility for the use and application of Laird Technologies materials rests with the end user, since Laird Technologies and its agents cannot be aware of all potential uses. Laird Technologies makes no warranties as to the fitness, merchantability or suitability of any Laird Technologies materials or products for any specific or general uses. Laird Technologies shall not be liable for incidental or consequential damages of any kind. All Laird Technologies products are sold pursuant to the Laird Technologies Terms and Conditions of sale in effect from time to time, a copy of which will be furnished upon request. © Copyright 2009 Laird Technologies, Inc. All Rights Reserved. Laird, Laird Technologies, the Laird Technologies Logo, and other marks are trade marks or registered trade marks of Laird Technologies, Inc. or an affiliate company thereof. Other product or service names may be the property of third parties. Nothing herein provides a license under any Laird Technologies or any third party intellectual property rights.

FG8246

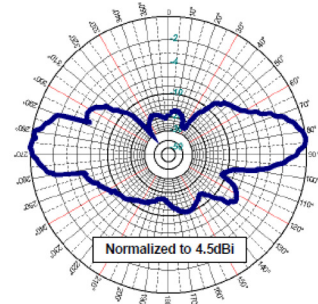


Elevation Pattern (Y, Z, or H-plane)

FG8243

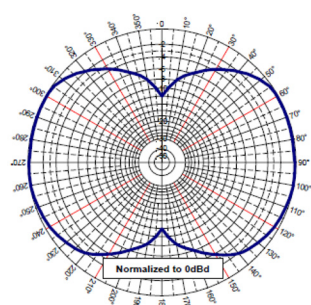


Azimuth Pattern



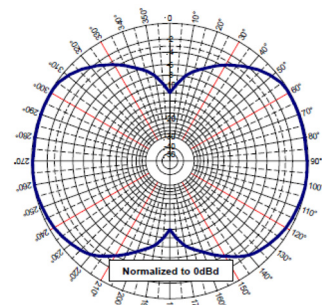
Elevation Pattern

FG8240



Elevation Pattern (Y, Z, or H-plane)

FG9020



Elevation Pattern (Y, Z, or H-plane)