


VW3A5107

motor choke - 759 A - for variable speed drive Altivar
- IP00



Main

Product or component type	Motor choke
Range compatibility	Altivar 61 Altivar 71 Altivar 61Q Altivar 71Q Altivar Process ATV600 Altivar Process ATV900
Product specific application	Output filter
[In] rated current	759 A
Product compatibility	ATV61HC40N4 ATV61HC50Y ATV61HC63Y ATV71HC31N4 ATV71HC40N4 ATV71HC40Y ATV71HC50Y ATV61HC25N4 ATV61HC31N4 ATV61QC31N4 ATV71HC25N4 ATV71HC28N4 ATV71QC25N4 ATV61QC40N4 ATV71QC31N4 ATV61QC40Y ATV61QC50Y ATV71QC31Y ATV71QC40Y Variable speed drive ATV630 wall mount, motor: 250 kW 380...480 V Variable speed drive ATV630 wall mount, motor: 315 kW 380...480 V Variable speed drive ATV930 wall mount, motor: 250 kW 380...480 V Variable speed drive ATV930 wall mount, motor: 315 kW 380...480 V
Sale per indivisible quantity	3
Electrical connection	Tag connector 2 x M12

Complementary

Motor cable length	<= 200 m shielded cable P motor 250...355 kW at 380...480 V 1 <= 250 m unshielded cable P motor 250...355 kW at 380...480 V 1 <= 150 m shielded cable P motor 400...630 kW at 500...690 V 1 <= 250 m unshielded cable P motor 400...630 kW at 500...690 V 1 <= 250 m shielded cable P motor 400...630 kW at 500...690 V 2 <= 400 m unshielded cable P motor 400...630 kW at 500...690 V 2
DV/dt	500 V/μs max at 400 V 750 V/μs max at 500 V 1000 V/μs max at 690 V
Thermal losses	
Output frequency	100 Hz
Ambient air temperature for operation	-10...50 °C
Product weight	93 kg

Environment

IP degree of protection	IP00 IP20 (with kits VW3A9612,613)
ambient air temperature for storage	-25...70 °C

The information provided in this documentation contains general descriptions and/or technical characteristics of the performance of the products contained herein. This documentation is not intended as a substitute for and is not to be used for determining suitability or reliability of these products for specific user applications. It is the duty of any such user or integrator to perform the appropriate and complete risk analysis, evaluation and testing of the products with respect to the relevant specific application or use thereof. Neither Schneider Electric Industries SAS nor any of its affiliates or subsidiaries shall be responsible or liable for misuse of the information contained herein.

Contractual warranty

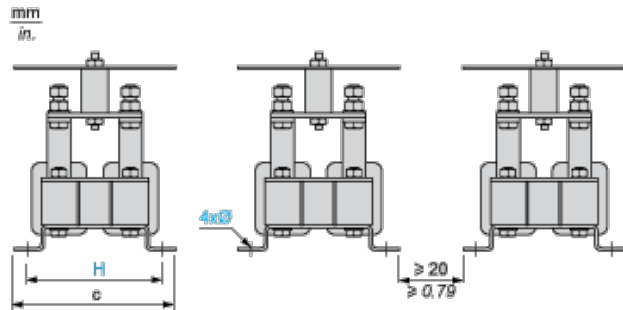
Warranty period

18 months

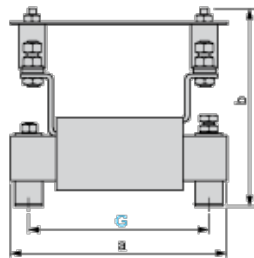
Dimensions

Front View

The choke comprise 3 components



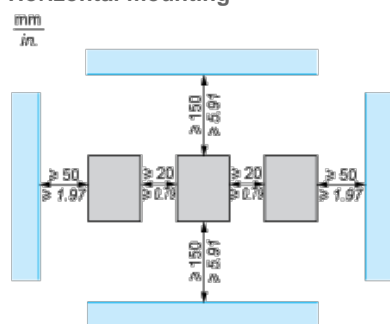
Right View



a	b	c	G	H	Ø
320	250	220	275	200	9 x 13
12.60	9.84	8.66	10.83	7.87	0.35 x 0.51

Mounting Recommendations

Horizontal mounting



Vertical mounting

mm
in.

