



Main

Range of product	OsiSense ATEX D
Series name	Standard format
Product or component type	Limit switch
Device short name	XCKM
Body type	Fixed
Head type	Plunger head
Material	Metal
Fixing mode	By the body
Movement of operating head	Linear
Type of operator	Thermoplastic spring return roller lever plunger
Switch actuation	By 30° cam
Type of approach	Lateral approach, 1 direction
Electrical connection	Screw-clamp terminals, 1 x 0.34...2 x 0.75 mm ²
Cable entry number	2 tapped entry (M20 x 1.5) for cable gland 1 tapped entry (M20 x 1.5) for cable gland (included), cable outer diameter: 7...13 mm
Number of poles	3
Contacts type and composition	2 NC + 1 NO
Contacts insulation form	Zb
Contact operation	Snap action
Number of steps	1
Positive opening	With
Minimum force for tripping	8 N
Maximum actuation speed	1.5 m/s
IP degree of protection	IP66 conforming to IEC 60529

Complementary

Body material	Zamak
---------------	-------

Positive opening minimum force	24 N
Minimum actuation speed	0.01 m/min
Contact code designation	B300, AC-15 (240 V, Ie = 1.5 A) conforming to EN 60947-5-1 B300, AC-15 (240 V, Ie = 1.5 A) conforming to IEC 60947-5-1 appendix A R300, DC-13 (250 V, Ie = 0.1 A) conforming to EN 60947-5-1 R300, DC-13 (250 V, Ie = 0.1 A) conforming to IEC 60947-5-1 appendix A
[Ithe] conventional enclosed thermal current	6 A AC
[Ui] rated insulation voltage	300 V conforming to CSA C22.2 No 14 400 V, pollution degree: 3 conforming to IEC 60947-1 300 V conforming to UL 508
Resistance across terminals	<= 25 MOhm conforming to IEC 60255-7 category 3
[Uimp] rated impulse withstand voltage	4 kV conforming to IEC 60664 4 kV conforming to IEC 60947-1
Short-circuit protection	6 A cartridge fuse, type gG
Electrical durability	5000000 cycles DC-13 24 V 3 W, <= 3600 cyc/mn load factor: 0.5 conforming to IEC 60947-5-1 appendix C inductive DC 5000000 cycles DC-13 48 V 2 W, <= 3600 cyc/mn load factor: 0.5 conforming to IEC 60947-5-1 appendix C inductive DC 5000000 cycles DC-13 120 V 1 W, <= 3600 cyc/mn load factor: 0.5 conforming to IEC 60947-5-1 appendix C inductive DC
Mechanical durability	20000000 cycles
Marking	II2 D-Ex tb IIIC T85°C Db IP66/67
Width	63 mm
Height	64 mm
Depth	30 mm

Environment

Shock resistance	50 gn for 11 ms conforming to IEC 60068-2-27
Vibration resistance	25 gn 10...500 Hz IEC 60068-2-6
Electrical shock protection class	Class I conforming to IEC 61140 Class I conforming to NF C 20-030
Ambient air temperature for operation	-20...60 °C
Protective treatment	TC
Dust zone	Zone 21 - 22
Product certifications	IEC-Ex INE 17.0020X INERIS 04ATEX0014X
Standards	EN/IEC 60079-31 EN/IEC 60079-0
Directives	2014/34/EU - ATEX directive

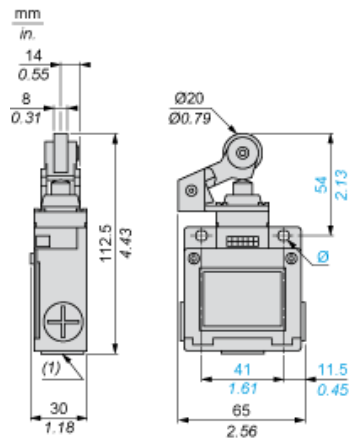
Offer Sustainability

Sustainable offer status	Green Premium product
RoHS (date code: YYWW)	Compliant - since 1012 - Schneider Electric declaration of conformity Schneider Electric declaration of conformity
REACH	Reference not containing SVHC above the threshold Reference not containing SVHC above the threshold
Product end of life instructions	Need no specific recycling operations

Contractual warranty

Warranty period	18 months
-----------------	-----------

Dimensions



- (1) 3 tapped entries M20 x 1.5
- Ø : 2 elongated holes Ø 5.2 x 6.2

Mounting with Cable Entry

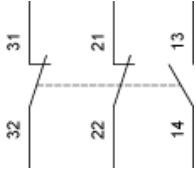
Position of Cable Gland



- (1) Recommended
- (2) To be avoided

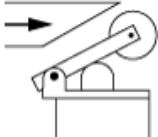
Wiring Diagram

3-pole NC + NC + NO Snap Action

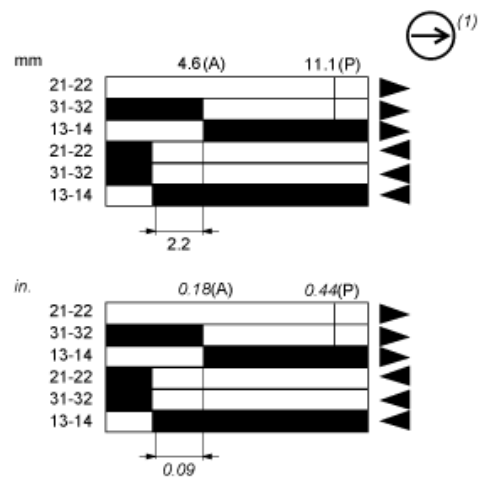


Characteristics of Actuation

Switch Actuation by 30° Cam



Functionnal Diagram



- (2)
- (3)
- ▼ (4)
- ▲ (5)

- (P) Positive opening point
- (A) Cam displacement
- (1) NC contact with positive opening operation
- (2) Closed
- (3) Open
- (4) Tripping
- (5) Resetting